

FORUM ENERGY TECHNOLOGIES, INC.

S-1/A

General form of registration statement for all companies including
face-amount certificate companies
Filed on 03/29/2012

THOMSON REUTERS **ACCELUS™**



THOMSON REUTERS

**UNITED STATES
SECURITIES AND EXCHANGE COMMISSION**
Washington, D.C. 20549

Amendment No. 5
to
FORM S-1
REGISTRATION STATEMENT
UNDER
THE SECURITIES ACT OF 1933

Forum Energy Technologies, Inc.

(Exact name of registrant as specified in its charter)

Delaware
(State or other jurisdiction of
incorporation or organization)

3533
(Primary Standard Industrial
Classification Code Number)

61-1488595
(I.R.S. Employer
Identification No.)

920 Memorial City Way, Suite 800
Houston, Texas 77024
(281) 949-2500

(Address, including zip code, and telephone number, including area code, of registrant's principal executive offices)

James L. McCulloch
Senior Vice President, General Counsel and Secretary
Forum Energy Technologies, Inc.
920 Memorial City Way, Suite 800
Houston, Texas 77024
(281) 949-2500

(Name, address, including zip code, and telephone number, including area code, of agent for service)

Copies to:

W. Matthew Strock
Sarah K. Morgan
Vinson & Elkins L.L.P.
1001 Fannin, Suite 2500
Houston, Texas 77002-6760
(713) 758-2222

J. David Kirkland, Jr.
Tull R. Florey
Baker Botts L.L.P.
910 Louisiana
Houston, Texas 77002-4995
(713) 229-1234

Approximate date of commencement of proposed sale to the public: As soon as practicable after the effective date of this Registration Statement.

If any of the securities being registered on this Form are to be offered on a delayed or continuous basis pursuant to Rule 415 under the Securities Act of 1933 check the following box: ☐

If this Form is filed to register additional securities for an offering pursuant to Rule 462(b) under the Securities Act, please check the following box and list the Securities Act registration statement number of the earlier effective registration statement for the same offering. ☐

If this Form is a post-effective amendment filed pursuant to Rule 462(c) under the Securities Act, check the following box and list the Securities Act registration statement number of the earlier effective registration statement for the same offering. ☐

If this Form is a post-effective amendment filed pursuant to Rule 462(d) under the Securities Act, check the following box and list the Securities Act registration statement number of the earlier effective registration statement for the same offering. ☐

Indicate by check mark whether the registrant is a large accelerated filer, an accelerated filer, a non-accelerated filer, or a smaller reporting company. See the definitions of "large accelerated filer," "accelerated filer" and "smaller reporting company" in Rule 12b-2 of the Exchange Act.

Large accelerated filer ☐

Accelerated filer ☐

Non-accelerated filer ☒

Smaller reporting company ☐

(Do not check if a smaller reporting company)

CALCULATION OF REGISTRATION FEE

Title of Each Class of Securities to be Registered	Proposed Maximum Aggregate Offering Price(1)	Amount of registration fee(2)
Common Stock, par value \$0.01 per share	\$363,157,860	\$42,068

(1) Estimated solely for the purpose of calculating the registration fee pursuant to Rule 457(o) under the Securities Act of 1933, as amended.

(2) The total registration fee includes \$34,830 that was previously paid for the registration of \$300,000,000 of proposed maximum aggregate offering price in the filing of the Registration Statement (Registration No. 333-176603) on September 1, 2011, \$5,157 for the registration of an additional \$45,000,000 of proposed maximum aggregate offering price in the filing of the Registration Statement (Registration No. 333-176603) on October 21, 2011 and \$2,081 for the registration of an additional \$18,157,860 of proposed maximum aggregate offering price registered hereby.

The registrant hereby amends this Registration Statement on such date or dates as may be necessary to delay its effective date until the registrant shall file a further amendment which specifically states that this Registration Statement shall thereafter become effective in accordance with Section 8(a) of the Securities Act of 1933 or until this Registration Statement shall become effective on such date as the Securities and Exchange Commission, acting pursuant to said Section 8(a), may determine.

[Table of Contents](#)

The information in this prospectus is not complete and may be changed. We and the selling stockholders may not sell these securities until the registration statement filed with the Securities and Exchange Commission is effective. This prospectus is not an offer to sell these securities and we and the selling stockholders are not soliciting offers to buy these securities in any state where the offer or sale is not permitted.

Subject to completion, dated March 29, 2012

Prospectus

15,789,472 shares



Forum Energy Technologies, Inc.

Common stock

Forum Energy Technologies, Inc. is offering 13,157,894 shares of its common stock and the selling stockholders are offering 2,631,578 shares of common stock. This is an initial public offering of our common stock. We anticipate that the initial public offering price of our common stock will be between \$18.00 and \$20.00 per share. In addition, we intend to offer to sell \$50 million of shares of our common stock in a private placement to Tinicum, L.P., or its permitted assignees, concurrently with this offering.

We have been approved to list our common stock on the New York Stock Exchange under the symbol "FET."

	Per share	Total
Initial public offering price	\$	\$
Underwriting discounts and commissions	\$	\$
Proceeds to Forum Energy Technologies, Inc., before expenses	\$	\$
Proceeds to selling stockholders, before expenses	\$	\$

The selling stockholders have granted the underwriters an option for a period of 30 days to purchase up to additional 2,368,421 shares of common stock. We will not receive any proceeds from the sale of shares by the selling stockholders.

Delivery of the shares of common stock is expected to be made on or about , 2012.

Investing in our common stock involves risks. See "[Risk factors](#)" beginning on page 23.

Neither the Securities and Exchange Commission nor any other state securities commission has approved or disapproved of these securities, or determined if this prospectus is truthful or complete. Any representation to the contrary is a criminal offense.

**J.P. Morgan
BofA Merrill Lynch
Credit Suisse
Citigroup
Deutsche Bank Securities**

Senior Co-Managers

**Simmons & Company
International**

Tudor, Pickering, Holt & Co.

Junior Co-Managers

**Capital One Southcoast
Howard Weil Incorporated**
, 2012

Dahlman Rose & Company

**FBR
Johnson Rice & Company L.L.C.**

[Table of Contents](#)




Subsea Technologies




Downhole Technologies




Drilling Technologies



Flow Equipment



Surface Production Equipment

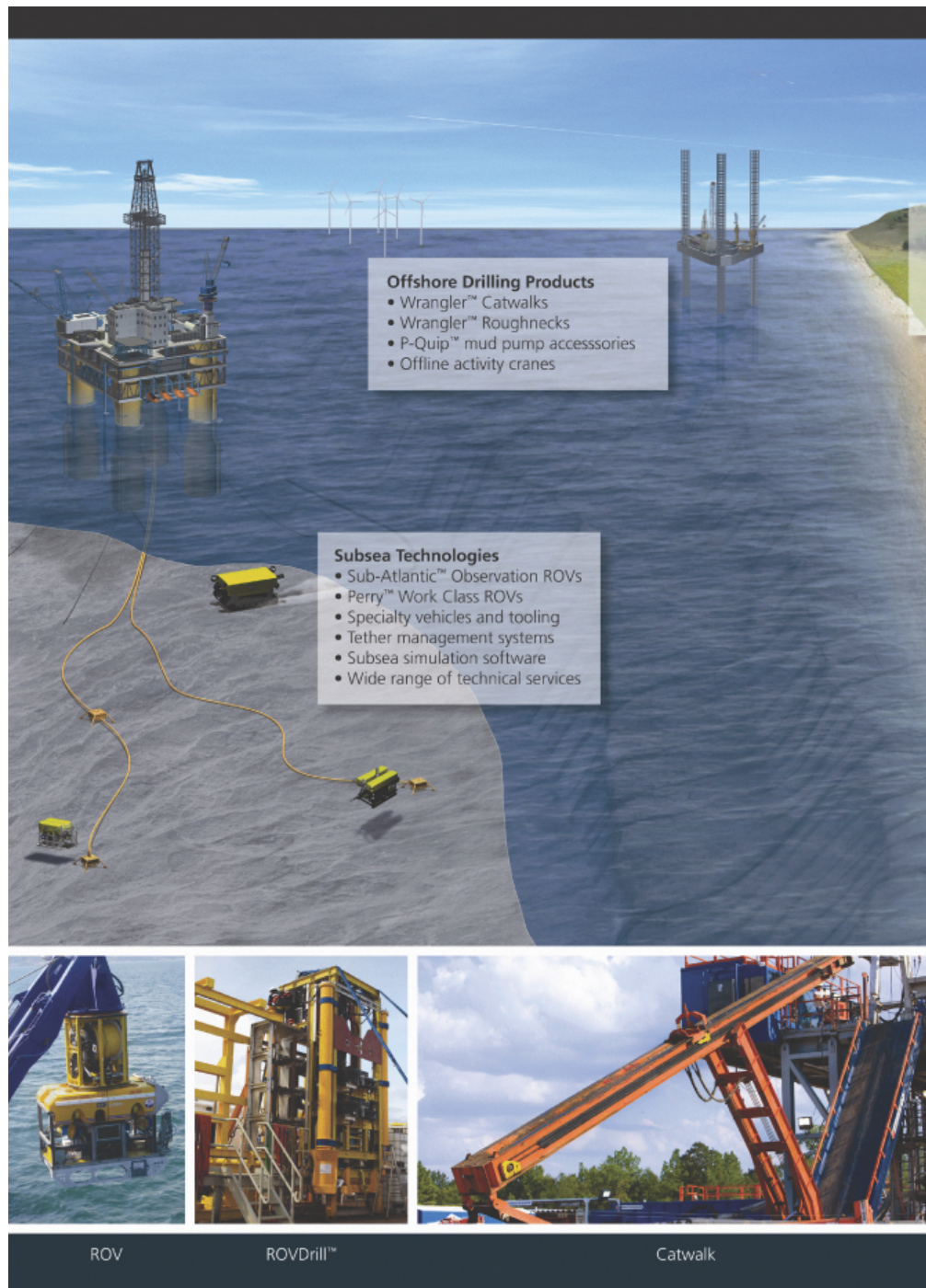


Valve Solutions

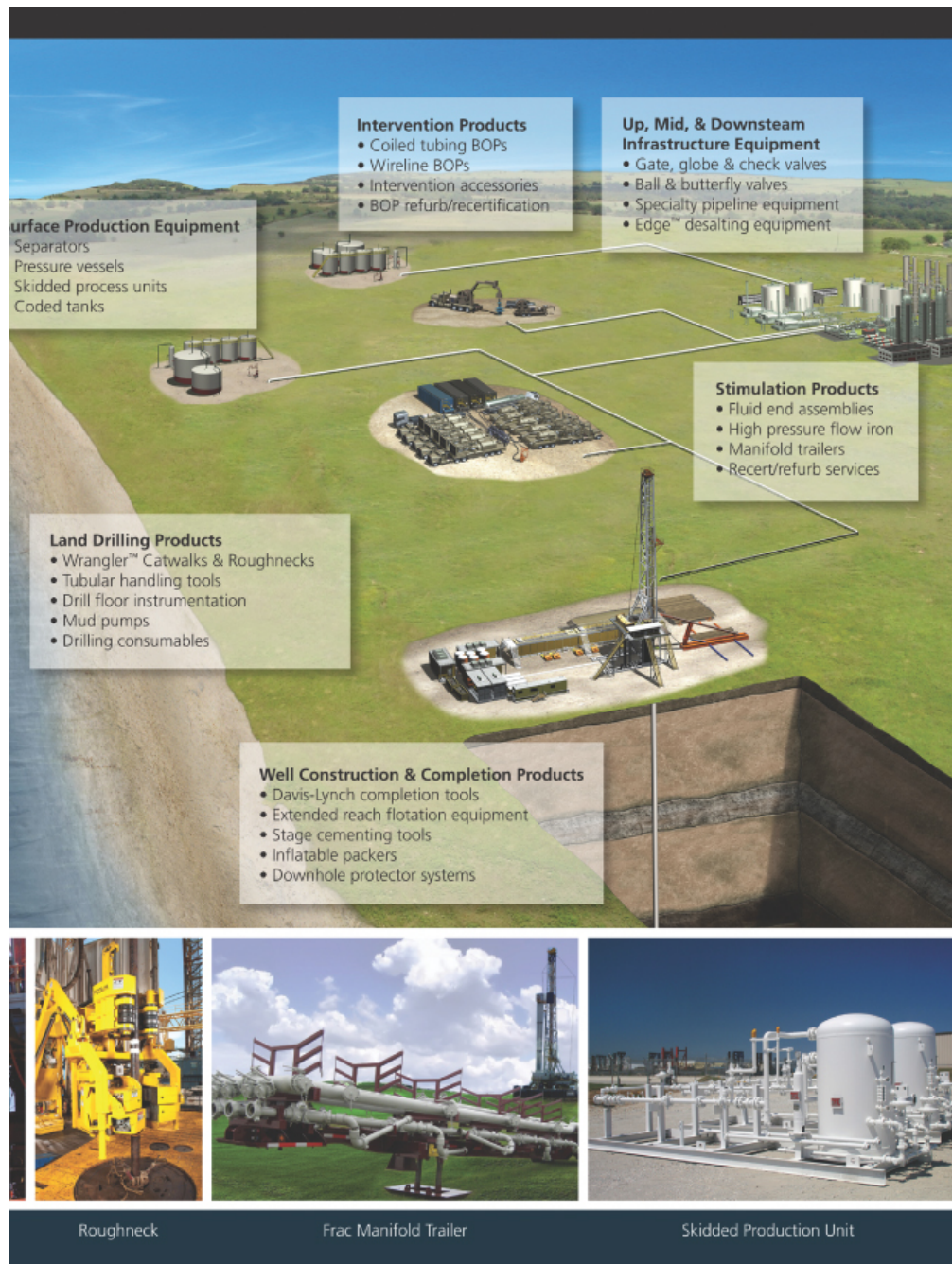
Smart Solutions. Powerful Products.

FXRUM[™]
ENERGY TECHNOLOGIES

[Table of Contents](#)



[Table of Contents](#)



[Table of Contents](#)

Table of contents

Prospectus summary	1
The offering	16
Risk factors	23
Cautionary note regarding forward-looking statements	45
Use of proceeds	47
Stock split	48
Dividend policy	48
Capitalization	49
Dilution	50
Unaudited pro forma condensed combined financial data	52
Selected historical consolidated financial data	56
Management's discussion and analysis of financial condition and results of operations	59
Business	85
Management	125
Executive compensation and other information	134
Certain relationships and related party transactions	162
Principal and selling stockholders	170
Description of capital stock	172
Shares eligible for future sale	179
Material U.S. federal income and estate tax considerations to non-U.S. holders	181
Underwriting (conflicts of interest)	185
Legal matters	193
Experts	193
Where you can find more information	194
Index to consolidated financial statements	F-1
Glossary	A-1

You should rely only on the information contained in this prospectus and any free writing prospectus prepared by or on behalf of us or to which we have referred you. Neither we nor any of the selling stockholders has authorized anyone to provide you with information different from that contained in this prospectus and any free writing prospectus. We and the selling stockholders are offering to sell shares of common stock and seeking offers to buy shares of common stock only in jurisdictions where offers and sales are permitted. The information in this prospectus is accurate only as of the date of this prospectus, regardless of the time of delivery of this prospectus or any sale of the common stock.

Until _____, 2012, all dealers that buy, sell or trade our common stock, whether or not participating in this offering, may be required to deliver a prospectus. This requirement is in addition to the dealers' obligation to deliver a prospectus when acting as underwriters and with respect to their unsold allotments or subscriptions.

[Table of Contents](#)

Industry and market data

The market data and certain other statistical information used throughout this prospectus are based on independent industry publications, government publications or other published independent sources. Some data is also based on our good faith estimates and our management's understanding of industry conditions.

Prospectus summary

This summary provides a brief overview of information contained elsewhere in this prospectus. Because it is abbreviated, this summary does not contain all of the information that you should consider before investing in our common stock. You should read the entire prospectus carefully before making an investment decision, including the information presented under the headings "Risk factors," "Cautionary note regarding forward-looking statements" and "Management's discussion and analysis of financial condition and results of operations" and the historical consolidated financial statements and related notes thereto included elsewhere in this prospectus. Unless otherwise indicated, information presented in this prospectus (i) assumes that the underwriters' option to purchase additional common stock is not exercised and (ii) is adjusted to reflect the 37 for 1 stock split effected on March 28, 2012. We have provided definitions for certain industry terms used in this prospectus in the "Glossary" beginning on page A-1 of this prospectus.

In this prospectus, unless the context otherwise requires, the terms "we," "us," "our" and the "Company" refer to Forum Energy Technologies, Inc. and its subsidiaries. In this prospectus, unless the context otherwise requires, the term "SCF" refers to SCF-V, L.P., SCF-VI, L.P. and SCF-VII, L.P., collectively, or any of them individually.

Unless the context otherwise requires, the pro forma financial and operational data presented in this prospectus give effect to: (i) our acquisition of: Wood Flowline Products, LLC, completed in February 2011 (the "Wood Flowline Acquisition"); Phoinix Global LLC, completed in April 2011 (the "Phoinix Acquisition"); Specialist ROV Tooling Services, Ltd., completed in May 2011 (the "Specialist Acquisition"); Cannon Services LP, completed in July 2011 (the "Cannon Acquisition"); SVP Products Inc., completed in July 2011 (the "SVP Acquisition"); AMC Global Group Ltd., completed in July 2011 (the "AMC Acquisition"); P-Quip Ltd., completed in July 2011 (the "P-Quip Acquisition"); and Davis-Lynch LLC, completed in July 2011 (the "Davis-Lynch Acquisition"); (ii) the 37 for 1 stock split effected on March 28, 2012; and (iii) this offering, the concurrent private placement and the use of proceeds therefrom, in each case as described in our unaudited pro forma condensed combined financial data included elsewhere in this prospectus. We refer to the transactions described in the preceding clause (i) as the "2011 Acquisitions." Please read "Management's discussion and analysis of financial condition and results of operations—2011 Acquisitions" and "Stock split."

Forum Energy Technologies, Inc.

Overview

We are a global oilfield products company, serving the subsea, drilling, completion, production and infrastructure sectors of the oil and natural gas industry. We design and manufacture products, and engage in aftermarket services, parts supply and related services that complement our product offering. Our product offering and related services include a mix of highly engineered capital products and frequently replaced items that are consumed in the exploration and development of oil and natural gas reserves. In 2011, approximately 40% of our pro forma revenue was derived from the sale of capital products, while approximately 53% was derived from consumable products, spare parts or aftermarket services, with the balance of the revenue coming from rental or other sources. Our capital products are directed at drilling rig new build,

[Table of Contents](#)

upgrade and refurbishment projects; subsea construction and development services; the placement of production equipment on a per well basis; and downstream capital projects. Our highly engineered systems are critical components used on drilling rigs or in the course of subsea operations, while our consumable products are vital to maintaining efficient and safe operations at well sites, within the supporting infrastructure and at processing centers and refineries. Our revenues are generated throughout land and offshore markets and across several international regions, with 39% of our 2011 pro forma revenue derived outside of the United States.

We seek to design, manufacture and supply reliable, cost effective products that create value for our broad and diverse customer base, which includes oil and gas operators, land and offshore drilling contractors, well service, stimulation and intervention providers, subsea construction and service companies, pipeline and refinery operators, among others. We believe that we differentiate ourselves from our competitors on the basis of the quality of our products, the level of related service and support we provide and the collaborative approach we take with our customers to help them solve critical problems. Our goal is to be the supplier of choice for our customers by offering innovative, reliable and cost effective products, and by investing in long-term relationships that add value to our customers' operations.

Our business consists of two segments:

Drilling and Subsea Segment. We design and manufacture products and provide related services to the drilling, well construction, completion, intervention and subsea construction and services markets. This segment contributed \$755 million, or 61% to our 2011 pro forma revenue.

- *Subsea technologies.* We design and manufacture subsea capital equipment; specialty components and tooling; and applied products for subsea pipelines; and we also provide a broad suite of complementary subsea technical services and rental items. We have a core focus on the design and manufacture of unmanned submarines known in the industry as remotely operated vehicles ("ROVs") as well as other specialty subsea vehicles. We believe that our Perry and Sub-Atlantic vehicle brands are among the most respected in the industry. Our related technical services complement our vehicle offering by providing the market with a broad selection of critical product solutions and rental items that enhance our customers' ability to operate in harsh subsea environments. We have a long tradition of working with customers to develop innovative product solutions to address the increasingly complex challenges of deepwater operations.
- *Downhole technologies.* We design and manufacture downhole products that serve the well construction and production enhancement markets. Among the products we supply are proprietary Davis-Lynch cementing and casing tools, such as float equipment, stage tools and inflatable packers, as well as Cannon downhole protection solutions for permanent gauges, sub surface safety valve ("SSSV") control lines, electrical submersible pump ("ESP") cabling and other downhole control lines and flatpacks.
- *Drilling technologies.* We provide both drilling consumables and capital equipment, including powered and manual tubular handling equipment, specialized torque equipment, customized offline crane systems, drilling data acquisition management systems, pumps, valves, manifolds, drilling fluid-end components, pressure control equipment for both coiled tubing and wireline well intervention operations and a broad line of items consumed in the drilling process. We

[Table of Contents](#)

have a core focus on products that enhance our customers' handling of tubulars on the drilling rig. Our drilling capital equipment offering is concentrated on targeted, high value added products and equipment where we have identified a clear market opportunity, such as our Wrangler branded catwalks and iron roughnecks.

Production and Infrastructure Segment. We design and manufacture products and provide related equipment and services to the well stimulation, completion, production and infrastructure markets. This segment contributed \$491 million, or 39% to our 2011 pro forma revenue.

- *Flow equipment.* We design, manufacture and provide flow equipment to the well stimulation, testing and flowback markets. Our product offering includes the critical components typically found in the flow equipment train from the well stimulation pressure pump to the manifold at the wellhead. These components routinely encounter high pressures, requiring frequent refurbishment or replacement. We also provide related flow equipment recertification and refurbishment services, which are critical to the safe and reliable operation of well completion activities.
- *Production equipment.* We design, manufacture and provide engineered process systems and related field services from the wellhead to inside the refinery fence. Once a well has been drilled, completed and brought on stream, we provide the well operator-producer with the process equipment necessary to make the oil or gas ready for transmission. Our engineered product offering includes a broad range of separators, packaged production systems, tanks, pressure vessels, skidded vessels with gas measurement, modular process plants, headers and manifolds. We also provide specialty pipeline construction equipment on a rental basis.
- *Valve solutions.* We design, manufacture and provide a wide range of industrial valves that principally serve the upstream, midstream and downstream markets of the oil and gas value chain. We provide a comprehensive suite of ball, gate, globe, check and butterfly valves across a wide range of sizes and applications. Our manufacturing and supply chain systems enable us to design and produce high-quality, engineered valves, as well as provide standardized products, while maintaining competitive pricing and minimizing capital requirements.

Table of Contents

The following table summarizes our key product lines, grouped by our two business segments:

Drilling and Subsea Segment			Production and Infrastructure Segment		
Drilling technologies	Downhole technologies	Subsea technologies	Flow equipment	Surface production equipment	Valve solutions
<ul style="list-style-type: none"> • Tubular handling equipment • Wrangler Roughnecks • Wrangler Catwalks • Specialized torque machines and bucking units • Crane systems • Drill floor instrumentation and monitoring systems • Choke and kill manifold mud systems • Coiled tubing and wireline blowout preventers • Drilling and production valves, chokes and flowline connections • Centrifugal pumps and fluid end-components • Patented mud pump liner retention and mud pump rod piston systems • Specialty oilfield bearings 	<ul style="list-style-type: none"> • Davis-Lynch float equipment • Centralizers • Stage cementing tools • Inflatable packers • Flotation collars • Cementing plugs • Fill and circulate tools for running casing • Casing hangars • Surge reduction equipment • Cannon downhole protection systems • Customized downhole protection installation tools 	<ul style="list-style-type: none"> • Perry work class ROVs • Sub-Atlantic observation class ROVs • Remote seafloor coring tools (ROVDrill) • Specialty vehicles • Subsea pipeline joint infill and coating products • Rescue submarines • Tether management systems • ROV thrusters, valve packs, hot stabs • Standardized and specialized ROV tooling • Dynamic positioning equipment • Geotechnical and geoscience services • Related subsea technical services 	<ul style="list-style-type: none"> • Triplex and quintuplex fluid end assemblies • Swivel joints, including large diameter • Pup joints • Swages • Hammer unions • Crossovers • Lo-torq and Top-entry Plug valve • Chokes • Relief valves • Bull plugs • Pressure pumping manifold trailers • Flowback manifolds skids • Flow equipment trucks 	<ul style="list-style-type: none"> • Pressure vessels • Tanks • Separators • Vapor Recovery Units • Scrubbers • Well test units • Compressor headers and manifolds • Pipeline bending equipment • EDGE desalination and dehydration • Lease Automatic Custody (LACT) units • Processing skids 	<ul style="list-style-type: none"> • Flanged floating ball valves • Threaded and socket welded ball valves • Butterfly valves • Metal seated ball valves • Trunnion mounted ball valves • Full opening check valves • Pressure seal valves • Cast iron valves

Current trends in our industry

We are currently focused on the following trends that we believe will positively affect our business in the coming years. The majority of these are secular growth trends that we believe will outpace general industry growth.

- *Increasing complexity of well construction.* As conventional sources of oil and gas are depleted, our industry continues to develop new well construction technologies and techniques that allow operators to recover more hydrocarbons from each well and make previously uneconomic reservoirs profitable. These techniques, most pronounced in the global deepwater and North American land market, include drilling deeper, more highly deviated well paths and generally employing more complex completion practices from the surface and downhole. This trend is driving demand for new products and equipment that are specifically designed to address these new requirements. As these practices mature and spread to international markets, we believe that the market for the associated products and technologies could significantly expand.
- *Growing service intensity associated with unconventional resources.* The dramatic growth in the development of unconventional shale and tight sand formations, principally in North America, is placing increasing demands on the service equipment. In the U.S., 60% of the active land rigs, as of March 23, 2012, were drilling horizontal wells, the well path best suited to developing shale and tight sands, compared to 20% of the active land rigs as of five years ago, according to data from Baker Hughes. Horizontal wells are typically accompanied by well stimulation processes involving hydraulic fracturing, which continue to grow in intensity as the number of fracturing stages increases. This change in development activity requires investment in new equipment to address the unique demands of these resource plays and places a much greater strain on drilling and completion equipment, which results in shorter replacement cycles for capital equipment and consumables, and drives greater demand for maintenance and refurbishment activity.
- *Increasing investment in subsea equipment and related services.* As the industry develops more deepwater fields, the amount of subsea infrastructure is expected to continue to increase and the ability of service companies and producers to control operations in a safe and effective manner will become more challenging. Subsea infrastructure is also becoming more complex given the focus on larger, more interconnected fields in ultra deepwater environments. This growing complexity is expected to result in greater demand for technologies and products, such as ROVs, that are specifically designed to help service companies and producers gain situational awareness and preserve operational effectiveness. In addition, maintaining and servicing this additional subsea infrastructure is expected to become a larger market as the number of subsea well completions increases and the population of producing subsea wells ages.
- *Heightened focus on product maintenance and certification.* Our customers and the relevant regulatory authorities are increasingly focused on product and equipment integrity, particularly in applications or environments in which products are exposed to high pressure, high temperature or corrosive elements. We have observed many of our customers implementing more regular and rigorous maintenance and recertification programs for equipment with long useful lives, which we believe could increase the demand for aftermarket services and parts across many product categories.

[Table of Contents](#)

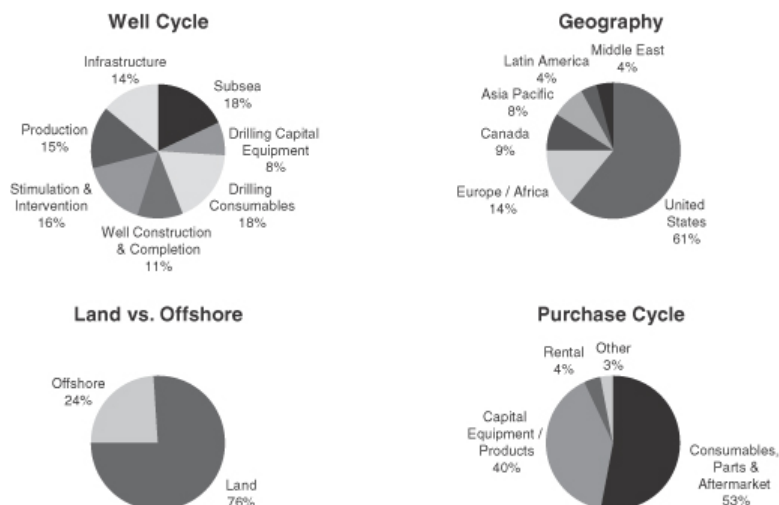
- *Increased capital spending in the oil and gas industry.* The growing global demand for energy has resulted in substantial capital spending increases by oil and natural gas producers. According to Spears & Associates, annual global oilfield capital spending has increased from \$85 billion in 2000 to \$314 billion in 2011, representing a compounded annual growth rate of 13%. Spears & Associates projects capital expenditures will rise to \$350 billion in 2012.
- *Recovery in global drilling activity and new rig replacement cycle.* As global drilling activity has steadily recovered since the 2009 economic downturn, there has been a corresponding increase in new build rig activity as operators require newer technology to meet increasingly challenging drilling conditions, with a focus on mobility, drilling efficiency, power and safety. According to RigLogix, as of March 26, 2012, 143 new offshore rigs have been ordered since January 2010, with an aggregate price of over \$43 billion. Additionally, 57% of all currently deployed offshore rigs were commissioned prior to 1990, generating a need for replacement rigs that employ the latest drilling and safety equipment. We believe this trend will continue to fuel a high level of capital investment in drilling rigs, which presents an opportunity for capital equipment manufacturers and value added component suppliers.
- *Development of heavy oil reserves in Canada.* Canadian heavy oil reserves offer a large, stable and reliable source of oil for North America. Recent advances in technologies and development practices have lowered both the cost of producing these reserves and the environmental impact of these operations. The lowered cost of production, combined with a stable and robust outlook for oil prices, have enabled the heavy oil producers to undertake long-term development initiatives. The Canadian Association of Petroleum Producers ("CAPP") has estimated total Canadian heavy oil crude production, including oils sands, will increase from 1,845 Mbpd in 2010 to 2,509 Mbpd by 2015, representing a compound annual growth rate of 6.3%. We believe that this trend will continue, and that opportunities to provide reliable severe service products used in the heavy oil development process will offer a long-term growth market.

While we believe that these trends will benefit us, our markets may be adversely affected by industry conditions that are beyond our control. Any prolonged substantial reduction in oil and gas prices would likely affect oil and gas drilling and production levels and therefore would affect demand for the products and services we provide. For more information on this and other risks to our business and our industry, please read "Risk factors—Risks related to our business."

Our business strategy

Our objective is to build a leading global oilfield products company that supplies high quality, mission critical products and related aftermarket services, serving customers globally across the oil and gas value chain. We intend to accomplish that objective and capitalize on the key long-term industry growth trends through the execution of the following strategic elements:

Tailor our product offering and capacity to customer spending. On an annual basis, we conduct a bottoms-up analysis of the sources and drivers of our revenue. Our analysis is focused on various types of revenue splits and exposures, including: (1) phases of the life cycle of the well; (2) geographic exposure by shipment destination; (3) land or offshore application; and (4) product purchase cycles. This process relies on a combination of financial analysis and management estimation. Our analysis of our 2011 pro forma revenues is as follows:



As part of the bottoms-up analysis described above, we also estimate the broad industry drivers of our business. We believe that our 2011 pro forma revenue growth was strongly driven by North American unconventional resource developments and global deepwater development activity, with meaningful contributions from Canadian heavy oil developments and downstream activity. Although acquisitions may cause fluctuations in our business mix, we intend to preserve and enhance the diversity of our business as a core part of our strategy. We believe this diversity reduces the impact of the volatility of any single equipment spend cycle or well cycle phase on our financial performance. A description of how we define each of the categories within each revenue split above is included in the "Glossary" beginning on page A-1 of this prospectus.

Leverage our product lines' strengths across our platform. Our product lines have particular strengths that can be leveraged across our entire platform. We intend to cross-fertilize technologies, share product development initiatives and leverage key geographic, supply chain and customer strengths to grow and improve the profitability of our overall business.

[Table of Contents](#)

Expand our geographic presence. We intend to enhance our access to key global markets and to grow or establish our presence across key North American unconventional resource basins. We also plan to build upon our existing presence in the North American, North Sea, Middle East, South American and Asia Pacific regions through deployment of sales, distribution, service and manufacturing resources. We believe this expansion will provide more points of contact with our customers, allowing us to respond more quickly to their needs.

Invest in manufacturing capacity and excellence. We focus on the continuous improvement of our manufacturing processes and quality controls, which are vital to ensuring product reliability. We also continue to invest in expanding our manufacturing capacity by increasing output, upgrading machinery or adding "roofline" in strategically important geographies. We believe that in certain product lines, particularly those sold into the North American unconventional resource plays, locating manufacturing and service capabilities in close proximity to field locations improves response time, reduces freight costs and enhances customer service.

Pursue disciplined growth through acquisitions. We have a track record of successfully growing our earnings and product offerings by making attractive acquisitions. We intend to continue to selectively pursue acquisitions that increase our exposure to the most important growth trends in the oil and gas industry, fill critical product gaps or expand our geographic scope. With a strong balance sheet and sufficient financial resources, we believe that we can continue to acquire companies in high growth product areas and expose the acquired product lines to new customers and distribution channels, while preserving the entrepreneurial attributes that made them attractive on a stand-alone basis.

Develop new products. We conduct strategic reviews to identify underserved market opportunities and invest in continuous product development efforts. While our product development efforts involve formal research and engineering projects, we most often generate product development ideas, concepts and opportunities while working closely with our customers in the normal course of business. Our focus on customer service as well as our strong aftermarket offering facilitates product development opportunities that may not be captured as part of a formalized research and engineering project. We believe this process allows us to enhance our exposure to key secular trends and serve our customers' needs more effectively. We have developed strong working relationships with our major customers, several of which routinely approach us with requests for solutions to specific application challenges. We plan to continue to improve our new product engineering capabilities and leverage our expertise to address customer needs. Recent examples include the offshore and land versions of our Wrangler Roughneck, a critical makeup and breakout tool for tubulars on a drilling rig, and our subsea ROVDrill, a unique tool designed to perform subsea drilling functions independent of the support vessel while using only the associated ROV for power and control.

Focus on product quality and customer service. We have a track record of providing innovative, reliable, fit-for-purpose products at competitive prices while remaining responsive to the needs of our customers. We work closely and flexibly with our customers on delivery timing and service after the sale. We seek to ensure that our businesses have the facilities and personnel to maintain the highest level of safety, quality and service as we grow around the world.

Our competitive strengths

We believe that we are well positioned to execute our strategy based on the following competitive strengths:

Broad product offering with exposure to key long-term industry trends and a diverse customer base. Our exposure to a mix of consumable products, capital products and aftermarket parts and services enables us to participate in the construction, capacity expansion, maintenance, upgrade and refurbishment phases of the energy cycle. In addition, we have exposure to multiple sectors of the oil and gas industry and a diverse mix of customers across the full oil and gas value chain. We believe our broad product offering, diversified exposure to industry trends and extensive customer base reduces our dependence on any one phase, purchase cycle, segment or region and should result in more stable financial results.

Focus on critical peripheral products. Many of our products, particularly those serving the drilling and well stimulation markets, are non-discretionary components that represent a small percentage of the life cycle cost associated with large capital equipment. We believe that focusing on specialized, peripheral products affords us full exposure to the most powerful investment trends in the oil and gas industry while insulating us from the intense competitive environment and construction risks often associated with selling the largest capital equipment packages.

Solid base of recurring revenues from consumable products. In 2011, we generated approximately 53% of our pro forma revenues from consumable products, spare parts or aftermarket parts and services, which are critical to large capital equipment or energy infrastructure. In some cases, these products must be replaced multiple times throughout the life cycle of the related capital equipment or infrastructure installations. These products have replacement cycles ranging from a few months to a few years, resulting in a stable base of recurring revenues. We often complement these products with a recertification and refurbishment service, which helps us preserve strong customer relations. We have also observed that our customers often return to the same vendors for replacement parts, lending further revenue stability and visibility.

Experienced management team with proven public company track record. Our executive officers and senior operational managers have an average of over 30 years of experience in the oilfield manufacturing and service industry. Each of our top three operational executives served as the chief operational officer of one or more large publicly held oilfield service companies or of a significant division thereof. We believe their collective background provides our management team with an in-depth understanding of our customers' needs, enhances our ability to deliver customer-driven solutions and allows us to operate effectively throughout industry cycles. Several members of our management team were executives or directors at one of the five companies that combined to form Forum Energy Technologies, Inc. in August 2010.

Multiple avenues for growth and strong cash flows. We are focused on a core set of product platforms that we believe offer strong long-term growth. The breadth of our product offering affords us multiple organic growth avenues in which to deploy our capital, and we invest in the highest value opportunities that meet our return objectives and further our strategic goals. Similarly, we believe the scope of available acquisition opportunities will be enhanced by the numerous strategic directions available to us. In the face of particularly strong competition for acquisitions in a specific sector, we can deploy capital to other areas of our Company that afford better relative value. We also believe that our breadth and size allows us to meaningfully change

[Table of Contents](#)

our financial profile and business composition with modestly sized acquisitions. Finally, our manufacturing operations are not capital intensive to maintain or expand, which allows us to generate strong cash flow. This provides us with capacity to finance organic growth opportunities with internally generated resources.

Proven ability to grow earnings and improve product offering through a focused acquisition strategy. We have a strong track record of strategically targeting key product opportunities, completing accretive transactions and effectively integrating these businesses. We have a disciplined acquisition strategy that allows us to develop proprietary deal flow by identifying emerging industry trends, identifying existing platforms positioned to capitalize on these trends, and in some cases isolating acquisition opportunities that are largely missed by our competitors due to smaller size and scale. Each of the original five companies that combined to form Forum Energy Technologies, Inc. was itself the result of a similar acquisition strategy focused on a specific industry growth theme. Our current acquisition strategy is a continuation of that successful model. Since the Combination in August 2010, we have completed eight acquisitions, three of which were focused on enhancing existing product offerings, while the remaining five permitted us to establish two new product offerings: downhole technologies and flow equipment related to well stimulation. These new offerings enhanced our exposure to the growing well completion market.

Customer responsive product innovation. We have grown our business by being responsive to customer needs and developing strong relationships at multiple levels of our customers' organizations. We believe our ability to develop new products is enhanced because of these customer relationships. Our experienced engineering and technical staff has partnered with our customers to design and develop new products that add value to their operations or reduce their total cost of doing business. As a result, we have developed and commercialized a number of new products that have improved the efficiency and safety of our customers' operations including our powered Wrangler catwalk and iron roughnecks, Perry ROVDrill, low profile urban gas processing unit and others.

Recent developments

- *Acquisition opportunity.* Consistent with our acquisition strategy, we are continuously engaged in discussions with potential sellers regarding our possible purchase of assets and operations that are strategic and complementary to our existing operations. We have entered into a non-binding letter of intent and are currently in negotiations with the owners of a privately-held oilfield services company. This company provides products and services that are complementary to, but not the same as, certain of our existing product lines. We have not completed our due diligence, including our evaluation of the financial performance of the assets, and we have not reached agreement with the owners on all material business points. Based on the information provided to us to date, we believe that the aggregate value for the company is in the range of \$115 million to \$140 million, and we expect to pay the purchase price in cash using available cash and borrowings from our senior secured credit facility. We have not signed a purchase and sale agreement with respect to this potential acquisition and if we do, we expect such agreement would be subject to customary conditions to closing. We cannot provide any assurance that we will successfully complete these negotiations, execute a definitive purchase and sale agreement or ultimately close an acquisition in the near term or at all.

[Table of Contents](#)

- *Established consumable flow equipment product line.* In late 2010, we launched a strategic effort to expand our product offering to include consumable products used in the well stimulation and completion processes. Our initial focus was on the consumable flow equipment and pressure control equipment used in the well stimulation, testing and flowback processes. In 2011, we closed three acquisitions to form our core platform with an aggregate capital deployment of approximately \$115 million. Taken together, these acquisitions have established our consumable flow equipment platform within our Production and Infrastructure Segment. These acquisitions provide us with a full product offering, expert managers, key customer relationships and critical expertise in the design, engineering and manufacture of the full range and sizes of flow equipment. Moreover, as recertification and refurbishment operations are critical to ensuring the reliable and safe operation of a pressure pumping company's fleet, we operate a fleet of sophisticated mobile recertification and refurbishment tractor trailers, which we can deploy to the customer's yard or to the well site.
- *Established downhole technologies product line.* In late 2010, we undertook a strategic initiative to build a platform that would provide exposure to the growing market of downhole products associated with the increasing complexity of well construction and completion. We targeted niche downhole products that were consumed during the well construction, completion, intervention and production enhancement processes, as well as those that were associated with the growth in intelligent well construction. In 2011, we completed two acquisitions to form this new product platform for an aggregate capital deployment of \$365 million. We acquired market leading companies with strong brands in Davis-Lynch, a 64 year old manufacturer of proprietary cementing and casing tools, and Cannon Services, a 25 year old manufacturer of downhole control line and gauge protection systems.
- *Strengthened subsea technologies offering.* We believe that the interface between ROVs and subsea hardware will become more critical as the complexity and number of subsea installations increases. One of our strategic objectives is to create a capability to efficiently develop and manage this interface for our customers through a custom tooling organization. In May 2011, we completed a UK based acquisition to strengthen our existing subsea tooling and specialty product offering.
- *Strengthened drilling technologies offering.* Our drilling technologies offering has a core focus in products that are involved in the handling of tubulars and in flow control equipment that supports drilling rig operations. In 2011, we completed two acquisitions to enhance our drilling technologies offering for an aggregate capital deployment of approximately \$80 million. The product additions included specialized torque equipment for tubular connections, proprietary mud pump fluid end assemblies, liner retention systems and valve cover retention systems.
- *Recent product developments.* We invest in continuous product development efforts to enhance our exposure to key, long-term growth trends in the oil and natural gas industry and support our ability to serve our customers needs more effectively. Recent product developments include:
 - *"Tomahawk" Observation Class ROV.* In March 2012, we launched a new multi-role observation class ROV called the Tomahawk. The Tomahawk is the latest addition to our long line of Sub-Atlantic branded observation class ROVs, which includes the Comanche,

[Table of Contents](#)

Mohican, Super Mohawk, Mohawk, Mojave and Navajo Electric ROV Systems. We developed the Tomahawk in response to our customers' needs for a dependable and adaptable multi-role ROV that can deploy and operate in demanding environments. The Tomahawk uses the subCAN high-speed communications data network system. Rated to a depth of 3,000 metres, the Tomahawk is designed for survey, well intervention and drilling support operations in deep-water conditions, such as in Brazil, West Africa and the Gulf of Mexico.

- *ROVDrill achieves technical milestone.* The ROVDrill is a unique tool designed to perform subsea drilling functions independent of the support vessel while using only the associated ROV for power and control. During the first quarter of 2011, the ROVDrill successfully completed a drilling program to validate subsurface mineral deposits for a mining customer. We believe this technology also has significant applications outside the mining industry, implications for the existing seafloor coring market and applications for use in better understanding geologic fault lines.
- *Wrangler roughneck completes initial drilling program.* The Wrangler roughneck is a power tool used to make-up and break-out drill pipe and we believe it is a vital piece of drilling rig equipment. We designed this product to meet the growing need for a high-torque tool optimized for drilling complex wells. Our initial unit successfully concluded a three well land drilling program for a key customer during which it completed over 4,000 connections. We also recently developed and sold an offshore version of this tool to a major contractor. We believe this technology has significant applications in unconventional resource basins and in the growing offshore drilling market.

Risk factors

Investing in our common stock involves risks. In particular, the following considerations may offset our competitive strengths or have a negative effect on our business strategy, which could cause a decrease in the price of our common stock and result in a loss of all or a portion of your investment:

- We derive a substantial portion of our revenues from companies in or affiliated with the oil and natural gas industry, a historically cyclical industry, with levels of activity that are significantly affected by the levels and volatility of oil and natural gas prices. As a result, this cyclical nature may cause fluctuations in our revenues and results of our operations.
- Our inability to control the inherent risks of acquiring and integrating businesses could disrupt our business, dilute stockholder value and adversely affect our operating results going forward.
- Our operating history may not be sufficient for investors to evaluate our business and prospects.
- Growing our business organically through the expansion of our existing product lines and facilities subjects us to risks of construction delays and cost overruns.
- We may be unable to employ a sufficient number of skilled and qualified workers.

[Table of Contents](#)

- The current pace of spending for drilling rigs and other capital intensive equipment may not be sustainable over time, and our financial results may suffer to the extent they are dependent on sales of such equipment.
- Our business depends upon our ability to obtain key raw materials and specialized equipment from suppliers. Increased costs of raw materials and other components may result in increased operating expenses.
- We are subject to the risk of supplier concentration.
- Our operations and our customers' operations are subject to a variety of governmental laws and regulations that may increase our costs, limit the demand for our products and services or restrict our operations.
- The markets in which we operate are highly competitive, and some of our competitors hold substantial market share and have substantially greater resources than we do. We may not be able to compete successfully in this environment and, in particular, against a much larger competitor.
- L.E. Simmons & Associates, Incorporated ("LESA"), through SCF, will control the outcome of stockholder voting and may exercise this voting power in a manner adverse to you.
- We have renounced any interest in specified business opportunities, and SCF and its director nominees on our board of directors generally have no obligation to offer us those opportunities. LESA may allocate any potential opportunities to its other portfolio companies where LESA determines, in its discretion, such opportunities are the most logical strategic and operational fit.

For a discussion of these risks and other considerations that could negatively affect us, including risks related to this offering and our common stock, see "Risk factors" beginning on page 23 and "Cautionary note regarding forward-looking statements."

The combination

SCF Partners, L.P. ("SCF Partners") is a private equity firm that has specialized in investments in the oilfield services sector since it was founded in 1989. From May 2005 to August 2007, SCF Partners made investments in product and manufacturing companies targeted at specific oilfield growth trends. During that time, SCF Partners acquired Forum Oilfield Technologies, Inc. ("FOT"), Global Flow Technologies, Inc. ("Global Flow"), Triton Group Holdings, LLC ("Triton"), Allied Production Services, Inc. ("Allied") and Subsea Services International, Inc. ("Subsea"). In addition to growing organically after their acquisition by SCF Partners, FOT, Global Flow, Triton, Allied and Subsea completed, in the aggregate, 28 acquisitions from May 2005 to January 2009. For more information regarding the development of FOT, Global Flow, Triton, Allied and Subsea through organic growth and acquisitions please read "Business—Business history."

Beginning in 2009, and in collaboration with SCF Partners, several of the companies initiated long-term strategic discussions concerning the formation of a broadly based oilfield products company that would be capitalized to take advantage of growth opportunities as the industry recovered from the industry wide downcycle that occurred in 2009. On August 2, 2010, FOT,

[Table of Contents](#)

Global Flow, Triton, Allied and Subsea were combined (referred to in this prospectus as the "Combination"). In the Combination, FOT became the parent company and was renamed Forum Energy Technologies, Inc.

The strategic rationale for the Combination was based on the following key objectives and benefits:

- *Increase access to growth capital.* Many of the Combination companies projected that there would be significant growth opportunities in the future, both in terms of organic and acquisition growth. Many of these growth opportunities, however, would require financial commitments that would strain the individual company's balance sheets. On an aggregate basis, and through entry into our senior secured credit facility and an additional equity commitment of \$50 million from SCF Partners, the combined Company could have the capability to make those investments. Please read "Management's discussion and analysis of financial condition and results of operations—Liquidity and capital resources—Our senior secured credit facility" for a detailed description of our current amended and restated credit agreement and "Certain relationships and related party transactions—Subscription and warrant agreements" for additional information regarding SCF's equity commitment.
- *Enhance ability to serve our customers and improve cross selling of products.* A larger platform with better financing would instill greater confidence in customers and better position the business to pursue multi-year fleet renewal programs, consumable product inventory management and other long-term strategic supplier arrangements. In addition, access to a more expansive geographic platform would provide several of the Combination companies with a greater capacity to provide aftermarket service. Finally, the management teams believed that we would have more opportunities to reach certain targeted customers and the ability to leverage those interactions to drive incremental revenue opportunities. For example, management believed that Allied's customer relationships with producers would provide introductory opportunities for Global Flow's valve business, which generally is pulled through distribution companies to the producer.
- *Leverage the strengths of each company across the combined Company.* Each of the Combination companies had particular strengths, many of which would benefit one or more of the others. For example, the controls technology expertise imbedded within Triton's ROV development group could provide FOT's tubular handling capital equipment development effort with access to highly skilled engineers who had solutions to controls technology challenges. A second example involved Global Flow's robust supply chain system, which involved outsourced manufacturing and critical vendor relationships in Asia. The combined management believed that access to this supply chain and the knowledge that produced it would accelerate similar efforts across the other companies.
- *Enhance financial stability.* Each of the Combination companies was subject to different industry drivers, many of which have historically experienced different cycles. The management teams believed that a combined company participating in each of these varying cycles would provide an enhanced measure of stability to the business and to the long-term planning process by decreasing the volatility of its financial results.

[Table of Contents](#)

- *Internally source products.* Some of the Combination companies used products of other Combination companies in their manufacturing process. The management teams believed there would be an opportunity to generate incremental business by internally sourcing some of these products.

Having concluded the Combination, we believe that the investment thesis and the associated operational benefits to us have been proven. As integration has proceeded, we have discovered benefits and opportunities incremental to those described above. We believe that the operational and financial benefits realized through the Combination have: (1) enhanced our growth potential; (2) offered ongoing synergistic opportunities; (3) provided the opportunity to develop broader and more diversified product lines; (4) enabled us to compete with larger companies; (5) provided an opportunity to leverage discrete internal initiatives across a broader platform; and (6) established a good foundation for long-term growth. Several of these opportunities are under development and we believe that there will be strong benefits to the business as we continue to grow.

Stock split

On March 28, 2012, we amended our certificate of incorporation to effect a 37 for 1 stock split of our issued and outstanding common stock. For additional information, see "Stock split."

Corporate information

Our principal executive offices are located at 920 Memorial City Way, Suite 800, Houston, Texas 77024, and our telephone number at that address is (281) 949-2500. Our website is available at <http://www.f-e-t.com>. Information on our website or any other website is not incorporated by reference herein and does not constitute a part of this prospectus.

The offering

Common stock offered by Forum Energy Technologies, Inc.	13,157,894 shares
Common stock offered by the selling stockholders	2,631,578 shares (4,999,999 shares if the underwriters' option is exercised in full)
Total common stock offered	15,789,472 shares (18,157,893 shares if the underwriters' option is exercised in full)
Common stock to be outstanding after the offering	83,975,758 shares, including 2,807,017 shares to be sold in a concurrent private placement. See "—Concurrent Private Placement."
Common stock owned by the selling stockholders after the offering	46,773,560 shares (44,405,139 shares if the underwriters' option is exercised in full)
Over-allotment option	The selling stockholders have granted the underwriters an option for a period of 30 days to purchase up to 2,368,421 additional shares of our common stock.
Use of proceeds	We will receive net proceeds of approximately \$231.8 million from the sale of the common stock by us in this offering, assuming an initial public offering price of \$19.00 per share (the midpoint of the price range set forth on the cover page of this prospectus) and after deducting estimated expenses payable by us and underwriting discounts and commissions. Each \$1.00 increase (decrease) in the public offering price would increase (decrease) our net proceeds by approximately \$12.3 million. We intend to use all of the net proceeds from this offering to repay outstanding borrowings under the revolving portion of our senior secured credit facility. We will not receive any of the proceeds from the sale of shares of our common stock by the selling stockholders. See "Use of proceeds."

[Table of Contents](#)

Dividend policy	We do not anticipate paying any cash dividends on our common stock. In addition, our senior secured credit facility contains restrictions on making cash dividends.
Risk factors	You should carefully read and consider the information beginning on page 23 of this prospectus set forth under the heading "Risk factors" and all other information set forth in this prospectus before deciding to invest in our common stock.
New York Stock Exchange ("NYSE") symbol	FET
Concurrent Private Placement	<p>We intend to offer to sell \$50 million of shares of our common stock at the public offering price less the underwriting discount, or 2,807,017 shares of our common stock assuming an initial public offering price of \$19.00 per share (the midpoint of the price range set forth on the cover page of this prospectus), in a private placement to Tinicum, L.P., a private equity firm not affiliated with SCF, or its permitted assignees (collectively, "Tinicum") concurrently with this offering. We intend to use the net proceeds from the concurrent private placement to repay outstanding borrowings under the revolving portion of our senior secured credit facility. If (1) the price at which we offer the shares of common stock to the public is above \$20.00, (2) the number of shares of common stock offered by us pursuant to this prospectus is less than 13,157,894 shares or (3) the number of shares of common stock offered by the selling stockholders pursuant to this prospectus exceeds 7,900,000, then Tinicum may elect not to purchase any shares of our common stock or to buy only a portion of the shares offered to it. The shares of common stock to be sold in the concurrent private placement are not being offered pursuant to this prospectus and will be subject to certain restrictions on resale in accordance with the Securities Act of 1933, as amended (the "Securities Act").</p> <p>If Tinicum invests \$50 million pursuant to the concurrent private placement described above, we have agreed to increase the size of our board of directors and appoint a new director to the vacancy who is designated by Tinicum in connection with the completion of the private placement.</p>

Conflicts of interest

We may use more than 5% of the net proceeds of this offering to repay indebtedness owed by us to affiliates of the underwriters that are lenders under our credit agreement. See "Use of proceeds." Accordingly, this offering will be made in compliance with the applicable provisions of Rule 5121 of the Financial Industry Regulatory Authority, Inc. This rule requires that a "qualified independent underwriter" meeting certain standards participate in the preparation of the registration statement and prospectus and exercise the usual standards of due diligence with respect thereto. Tudor, Pickering, Holt & Co. Securities, Inc. has agreed to act as a "qualified independent underwriter" within the meaning of Rule 5121 in connection with this offering. See "Underwriting (conflicts of interest)."

Other Outstanding Shares

The number of shares of common stock that will be outstanding after the offering and the concurrent private placement includes shares of restricted common stock issued to officers and other employees under our stock incentive plan that are subject to vesting. As of March 26, 2012, there were 611,832 shares of restricted stock outstanding that remain subject to vesting.

The number of shares of common stock that will be outstanding after the offering excludes:

- 7,653,339 shares issuable upon the exercise of options outstanding as of March 26, 2012 under our stock incentive plan;
- 7,148,918 shares issuable upon the exercise of warrants outstanding as of March 26, 2012;
- an aggregate of 10,234,829 shares of common stock reserved and available for future issuance as of March 26, 2012 under our stock incentive plan;
- an aggregate of up to 564,361 shares, which may be issued as contingent consideration based on certain operating results of companies previously acquired; and
- up to 392,052 shares of restricted stock that will be granted to the directors and executive officers upon the closing of this offering.

Summary historical and pro forma financial data

You should read the following summary historical consolidated and pro forma condensed combined financial data in conjunction with "Unaudited pro forma condensed combined financial data," "Selected historical consolidated financial data," "Management's discussion and analysis of financial condition and results of operations" and the historical consolidated combined financial statements and related notes thereto included elsewhere in this prospectus. The financial data included in this prospectus may not be indicative of our future results of operations, financial position and cash flows.

The summary historical financial data as of December 31, 2010 and 2011 and for the years ended December 31, 2009, 2010 and 2011 are derived from our audited consolidated financial statements and the related notes thereto included elsewhere in this prospectus.

The summary pro forma condensed combined financial data for the year ended December 31, 2011 are derived from the unaudited pro forma financial statements of Forum Energy Technologies, Inc. included in this prospectus under "Unaudited pro forma condensed combined financial data." The pro forma financial data for the year ended December 31, 2011 gives effect to the 2011 Acquisitions, the 37 for 1 stock split, the issuance by us of shares of common stock pursuant to this offering and the concurrent private placement and the application of the net proceeds therefrom as described in "Use of proceeds" and "—The offering—Concurrent private placement," respectively, in each case as if each such transaction had occurred on January 1, 2011. For additional information regarding the estimates and adjustments made to prepare the pro forma financial data, please see "Unaudited pro forma condensed combined financial data" included elsewhere in this prospectus.

[Table of Contents](#)

	Actual			Pro forma				
	Year ended December 31,			Year ended December 31,				
	2009	2010	2011	2011				
	(unaudited)							
(in thousands, except per share information)								
Statement of income data:								
Net sales	\$	677,378	\$	747,335	\$	1,128,131	\$	1,245,745
Cost of sales		491,463		533,078		765,670		819,662
Gross profit		185,915		214,257		362,461		426,083
Operating expenses								
Selling, general and administrative expenses		128,562		141,441		186,774		209,821
Contingent consideration		—		—		12,100		12,100
Transaction expenses		—		—		3,608		—
Impairment of goodwill and other intangible assets		7,009		—		—		—
(Gain) loss on sales of assets		137		(461)		(634)		(634)
Total operating expenses		135,708		140,980		201,848		221,287
Income from operations		50,207		73,277		160,613		204,796
Other expense								
Expenses related to the Combination		—		6,968		—		—
Deferred loan costs written off		—		6,082		—		—
Interest expense		19,451		18,189		19,532		25,291
Other, net		(1,088)		(2,308)		378		292
Total other expense		18,363		28,931		19,910		25,583
Income from continuing operations before income taxes		31,844		44,346		140,703		179,213
Provision for income tax expense		11,011		20,297		47,110		59,954
Income from continuing operations		20,833		24,049		93,593		119,259
Loss from discontinued operations, net of taxes		(1,342)		—		—		—
Net income		19,491		24,049		93,593		119,259
Less: Income attributable to noncontrolling interest		(155)		(111)		(251)		(251)
Net income attributable to common stockholders	\$	19,336	\$	23,938	\$	93,342	\$	119,008
Weighted average shares outstanding								
Basic		48,248		53,798		63,270		82,639
Diluted		48,914		54,316		67,488		86,857
Earnings per share								
Basic	\$	0.40	\$	0.44	\$	1.48	\$	1.44
Diluted		0.40		0.44		1.38		1.37

	As of December 31,			
	2010	2011		
(in thousands)				
Balance sheet data:				
Cash and cash equivalents	\$	20,348	\$	20,548
Net property, plant and equipment		90,632		124,840
Total assets		818,332		1,607,315
Long-term debt		204,715		660,379
Total stockholders' equity		462,523		654,493

[Table of Contents](#)

	Year ended December 31,			Pro forma
				Year ended
	2009	2010	2011	December 31,
				2011
(in thousands)				(unaudited)
Other financial data:				
Net cash provided by operating activities	\$ 107,751	\$ 65,981	\$ 39,275	
Net cash used in investing activities	\$ (10,914)	\$ (19,216)	\$ (550,114)	
Net cash provided by / (used in) financing activities	\$ (94,532)	\$ (54,265)	\$ 510,148	
EBITDA(1) (unaudited)	\$ 89,578	\$ 95,640	\$ 200,759	\$ 252,345
Adjusted EBITDA (1) (unaudited)	\$ 96,587	\$ 108,690	\$ 216,467	\$ 264,445

(1) EBITDA and Adjusted EBITDA are non-GAAP financial measures. For definitions and a reconciliation of these measures to our net income, see "—Non-GAAP financial measure" below.

Non-GAAP financial measure

EBITDA is a supplemental non-GAAP financial measure that is used by management and external users of our consolidated financial statements, such as industry analysts, investors, lenders and rating agencies.

We define EBITDA as net income attributable to common stockholders before interest expense, taxes, depreciation and amortization and loss from discontinued operations. EBITDA is not a measure of net income or cash flows as determined by U.S. generally accepted accounting principles ("GAAP").

We define Adjusted EBITDA as EBITDA discussed above further adjusted for (1) impairment loss related to goodwill and other intangible assets, (2) expenses related to the Combination, (3) deferred loan costs written-off (4) contingent consideration for acquisitions and (5) transaction expenses for acquisitions.

Management believes EBITDA and Adjusted EBITDA are useful because they allow us to more effectively evaluate our operating performance and compare the results of our operations from period to period without regard to our financing methods or capital structure. We exclude the items listed above from net income in arriving at these measures because these amounts can vary substantially from company to company within our industry depending upon accounting methods and book values of assets, capital structures and the method by which the assets were acquired. These measures should not be considered as an alternative to, or more meaningful than, net income or cash flows from operating activities as determined in accordance with GAAP or as an indicator of our operating performance or liquidity. Certain items excluded from these measures are significant components in understanding and assessing a company's financial performance, such as a company's cost of capital and tax structure, as well as the historic costs of depreciable assets, none of which are components of these measures. Our computations of these measures may not be comparable to other similarly titled measures of other companies. We believe that these are widely followed measures of operating performance and may also be used by investors to measure our ability to meet debt service requirements.

[Table of Contents](#)

The following tables present a reconciliation of the non-GAAP financial measure of EBITDA and Adjusted EBITDA to the GAAP financial measure of net income.

	Year ended December 31,			Pro forma
				Year ended
	2009	2010	2011	December 31,
				2011
				(unaudited)
(in thousands)				
EBITDA Reconciliation:				
Net income attributable to common stockholders	\$ 19,336	\$ 23,938	\$ 93,342	\$ 119,008
Interest expense	19,451	18,189	19,532	25,291
Depreciation and amortization	38,438	33,216	40,775	48,092
Income tax expense	11,011	20,297	47,110	59,954
Loss from discontinued operation	1,342	—	—	—
EBITDA	\$ 89,578	\$ 95,640	\$ 200,759	\$ 252,345
Adjusted EBITDA Reconciliation:				
EBITDA	\$ 89,578	\$ 95,640	\$ 200,759	\$ 252,345
Impairment of goodwill and other intangible assets	7,009	—	—	—
Expenses related to the Combination	—	6,968	—	—
Deferred loan costs written off	—	6,082	—	—
Contingent consideration for acquisitions	—	—	12,100	12,100
Transaction expenses for acquisitions	—	—	3,608	—
Adjusted EBITDA	\$ 96,587	\$ 108,690	\$ 216,467	\$ 264,445

Risk factors

You should carefully consider the risks described below before making an investment decision. Our business, financial condition, results of operations or cash flow could be materially adversely affected by any of these risks. The trading price of our common stock could decline due to any of these risks, and you may lose all or part of your investment.

Risks related to our business

We derive a substantial portion of our revenues from companies in or affiliated with the oil and natural gas industry, a historically cyclical industry, with levels of activity that are significantly affected by the levels and volatility of oil and natural gas prices. As a result, this cyclical nature may cause fluctuations in our revenues and results of our operations.

We have experienced, and expect to continue to experience, fluctuations in revenues and operating results due to economic and business cycles. The willingness of oil and natural gas operators to make capital expenditures to explore for and produce oil and natural gas and the willingness of oilfield service companies to invest in capital equipment depends largely upon prevailing industry conditions that are influenced by numerous factors over which we have no control, such as:

- the supply of and demand for oil and natural gas;
- the level of prices, and expectations about future prices, of oil and natural gas;
- the cost of exploring for, developing, producing and delivering oil and natural gas;
- the level of drilling activity and drilling day rates;
- the expected decline rates of current and future production;
- the discovery rates of new oil and natural gas reserves;
- the ability of our customers to access new markets or areas of production or to continue to access current markets;
- weather conditions, including hurricanes, that can affect oil and natural gas operations over a wide area;
- more stringent restrictions in environmental regulation on activities that may impact the environment;
- moratoriums on drilling activity resulting in a cessation or disruption of operations;
- domestic and worldwide economic conditions;
- political instability in oil and natural gas producing countries;
- conservation measures and technological advances affecting energy consumption;
- the price and availability of alternative fuels; and
- merger and divestiture activity among oil and natural gas producers and drilling contractors.

The oil and natural gas industry historically has experienced significant volatility. For example, since January 1, 2008, the WTI Cushing crude oil spot price has ranged from a low of \$30.52 per Bbl on December 23, 2008 to a high of \$146.30 per Bbl on July 11, 2008. Since January 1, 2008,

[Table of Contents](#)

the Henry Hub natural gas spot price has ranged from a low of \$1.64 per Mcf on September 4, 2009 to a high of \$13.41 per Mcf on July 2, 2008. The Henry Hub natural gas spot price on March 26, 2012 was \$2.13 per MMBtu, while the WTI Cushing crude oil spot price on March 26, 2012 was \$107.03 per barrel.

The recent substantial decrease in North American natural gas prices has resulted in a drop in drilling activity in certain North American areas that primarily produce dry gas, such as the Haynesville shale basin in Louisiana, the Fayetteville shale gas basin in Arkansas and the dry gas portion of the Marcellus shale basin in the Northeast. We have seen a decrease in activity from customers who conduct operations in those areas, some of whom previously provided substantial revenues to us. A continuation of these low natural gas prices, or a further weakening of them, could cause other customers to curtail drilling and reduce our revenues further from these areas. Any prolonged reduction in the overall level of exploration and development activities, whether resulting from changes in oil and natural gas prices or otherwise, could adversely impact our business in many ways by negatively affecting:

- revenues, cash flows, and profitability;
- the ability to maintain or increase borrowing capacity;
- the ability to obtain additional capital to finance our business and the cost of that capital; and
- the ability to attract and retain skilled personnel needed in the event of an upturn in the demand for services.

Our inability to control the inherent risks of acquiring and integrating businesses could disrupt our business, dilute stockholder value and adversely affect our operating results going forward.

We continuously evaluate acquisitions and dispositions and may elect to acquire or dispose of assets in the future. These activities may distract management from day-to-day tasks. Acquisitions involve numerous risks, including:

- unanticipated costs and exposure to unforeseen liabilities;
- difficulty in integrating the operations and assets of the acquired businesses;
- potential loss of key employees and customers of the acquired company;
- potential inability to properly establish and maintain effective internal controls over an acquired company; and
- risk of entering markets in which we have limited prior experience.

Our failure to achieve consolidation savings, to incorporate the acquired businesses and assets into our existing operations successfully or to minimize any unforeseen operational difficulties could have a material adverse effect on our business. In addition, we may incur liabilities arising from events prior to the acquisition or prior to our establishment of adequate compliance oversight. While we generally seek to obtain indemnities for liabilities for events occurring before such acquisitions, these are limited in amount and duration or may be held to be unenforceable or the seller may not be able to indemnify us. We may also incur indebtedness to finance future acquisitions and also may issue equity securities in connection with such acquisitions. Debt service requirements could represent a burden on our results of operations and financial condition and the issuance of additional equity securities could be dilutive to our existing stockholders. In addition, we may dispose of assets or products that stockholders may consider beneficial to us.

[Table of Contents](#)

In addition to potential future acquisitions, the ongoing integration of our business in connection with the Combination and the eight acquisitions we have completed since the Combination presents a number of risks that could affect our results of operations. In particular, integrating the businesses from the Combination and our subsequent acquisitions is difficult and involves a number of special risks, including the diversion of management's attention to the assimilation of the operations, the unpredictability of costs related to the Combination and our subsequent acquisitions and the difficulty of integration of the businesses, products, services, technology and employees. The ability to achieve the anticipated benefits of the Combination and each of our other recent acquisitions will depend, in part, upon whether the integration of the various businesses, products, services, technology and employees is accomplished in an efficient and effective manner, and there can be no assurance that this will occur.

The difficulties of such integration may be increased by the geographic breadth of the combined operations and the necessity of integrating and combining different corporate cultures. The inability of management to successfully integrate any one or all of the businesses could have a material adverse effect on our business, operating results and financial condition. Moreover, there can be no assurance that we will be able to gain market share or penetrate new markets successfully or that we will obtain the anticipated or desired benefits of the Combination and our other recent or future acquisitions. Despite management's belief that each of our products, services and operations will provide an increased breadth of services and sufficient "critical mass" in key operating areas, there can be no assurance that each of the services will gain acceptance by our other business segments or our current customers or that they will enable us to gain market share or penetrate new markets. If we fail to manage these risks successfully, our results of operations could be adversely affected.

Our operating history may not be sufficient for investors to evaluate our business and prospects.

We are a recently combined company with a short combined operating history. In addition, we have completed eight acquisitions since the Combination. These factors may make it more difficult for investors to evaluate our business and prospects and to forecast our future operating results. The historical consolidated financial statements included in this prospectus are based on the separate businesses of FOT, Global Flow, Triton, Allied and Subsea for the periods prior to the Combination. The unaudited pro forma condensed combined financial statements included in this prospectus are based on the separate financial statements of our company and the eight businesses we have acquired prior to the dates of such acquisitions. As a result, the historical and pro forma financial data may not give you an accurate indication of what our actual results would have been if the Combination or the 2011 Acquisitions had been completed at the beginning of the periods presented or of what our future results of operations are likely to be. Our future results will depend on our ability to efficiently manage our combined operations and execute our business strategy.

If we cannot continue operating our manufacturing facilities at current levels, our results of operations could be adversely affected.

We operate a number of manufacturing facilities. The equipment and management systems necessary for such operations may break down, perform poorly or fail, resulting in fluctuations in manufacturing efficiencies. Such fluctuations may affect our ability to deliver products to our customers on a timely basis.

[Table of Contents](#)

Growing our business organically through the expansion of our existing product lines and facilities subjects us to risks of construction delays and cost overruns.

One of the ways that we grow our businesses is through the construction of new facilities and expansions to our existing facilities. These projects, and any other capital asset construction projects which we may commence, are subject to similar risks of delay or cost overrun inherent in any construction project resulting from numerous factors, including the following:

- difficulties or delays in obtaining land;
- shortages of key equipment, materials or skilled labor;
- unscheduled delays in the delivery of ordered materials and equipment;
- unanticipated cost increases;
- weather interferences; and
- difficulties in obtaining necessary permits or in meeting permit conditions.

We may be unable to employ a sufficient number of skilled and qualified workers.

The delivery of our products and services requires personnel with specialized skills and experience. Our ability to be productive and profitable will depend upon our ability to employ and retain skilled workers. In addition, our ability to expand our operations depends in part on our ability to increase the size of our skilled labor force. The demand for skilled workers is high, the supply is limited and the cost to attract and retain qualified personnel has increased over the past few years. For example, we have experienced shortages of drilling rig equipment engineers, software engineers and code welders, which, in some instances, has slowed the productivity of certain of our operations. Furthermore, a significant increase in the wages paid by competing employers could result in a reduction of our skilled labor force, increases in the wage rates that we must pay, or both. If any of these events were to occur, our capacity and profitability could be diminished, our ability to respond quickly to customer demands or strong market conditions may be inhibited and our growth potential could be impaired.

The current pace of spending for drilling rigs and other capital intensive equipment may not be sustainable over time, and our financial results may suffer to the extent they are dependent on sales of such equipment.

In various segments of the energy industry there is significantly increased demand for construction of capital intensive equipment, some of which has a long life once introduced into the industry. This could produce excess supply of equipment for many years, reducing dayrates and undermining the economics for new capital equipment orders. In addition, many oil field products manufacturers have increased manufacturing capacity to accommodate the increased demand for capital intensive equipment. If these levels of activity do not continue, an increased competitive environment for capital equipment could result, which could lead to lower prices and utilization for our customers and a decreased demand for capital equipment products. Similarly, excess manufacturing capacity in our industry could lead to increased competition. Our strategy is to serve a variety of segments and spend cycles, but to the extent our financial results are impacted by capital equipment construction, our results may decline should an excess supply of capital equipment materialize.

[Table of Contents](#)

Our business depends upon our ability to obtain key raw materials and specialized equipment from suppliers. Increased costs of raw materials and other components may result in increased operating expenses.

Should our current suppliers be unable to provide the necessary raw materials or finished products or otherwise fail to deliver such materials and products timely and in the quantities required, resulting delays in the provision of products or services to customers could have a material adverse effect on our business. In particular, because many of our products are manufactured out of steel, we are particularly susceptible to fluctuations in steel prices. Our results of operations may be adversely affected by our inability to manage the rising costs and availability of raw materials and components used in our products.

If suppliers cannot provide adequate quantities of materials to meet customers' demands on a timely basis or if the quality of the materials provided does not meet established standards, we may lose customers or experience lower profitability.

Some of our customer contracts require us to compensate customers if we do not meet specified delivery obligations. We expect to rely on numerous suppliers to provide required materials and in many instances these materials must meet certain specifications. Managing a geographically diverse supply base inherently poses significant logistical challenges. Furthermore, the ability of third party suppliers to deliver materials to our specifications may be affected by events beyond our control. As a result, there is a risk that we could experience diminished supplier performance resulting in longer than expected lead times and/or product quality issues. For example, we have in the past experienced issues with the quality of certain forgings used to produce materials that are used in our products. As a result, we were required to seek alternative suppliers for those forgings, which resulted in increased costs and a disruption in our supply chain. We have also been required in certain circumstances to provide better economic terms to some of our suppliers in exchange for their agreement to increase their capacity in order to satisfy our supply needs. The occurrence of any of the foregoing factors could have a negative impact on our ability to deliver products to customers within committed time frames.

We are subject to the risk of supplier concentration.

Certain of our product lines depend on a limited number of third party suppliers and vendors. As a result of this concentration in some of our supply chains, our business and operations could be negatively affected if our key suppliers were to experience significant disruptions affecting the price, quality, availability or timely delivery of their products. For example, we have a limited number of vendors for our bearings product lines. The partial or complete loss of any one of our key suppliers, or a significant adverse change in the relationship with any of these suppliers, through consolidation or otherwise, would limit our ability to manufacture and sell certain of our products.

Our operations and our customers' operations are subject to a variety of governmental laws and regulations that may increase our costs, limit the demand for our products and services or restrict our operations.

Our business and our customers' businesses may be significantly affected by:

- federal, state and local and non-U.S. laws and other regulations relating to oilfield operations, worker safety and protection of the environment;
- changes in these laws and regulations; and
- the level of enforcement of these laws and regulations.

[Table of Contents](#)

In addition, we depend on the demand for our products and services from the oil and gas industry. This demand is affected by changing taxes, price controls and other laws and regulations relating to the oil and gas industry in general. For example, the adoption of laws and regulations curtailing exploration and development drilling for oil and gas for economic or other policy reasons could adversely affect our operations by limiting demand for our products. In addition, some non-U.S. countries may adopt regulations or practices that give advantage to indigenous oil companies in bidding for oil leases, or require indigenous companies to perform oilfield services currently supplied by international service companies. To the extent that such companies are not our customers, or we are unable to develop relationships with them, our business may suffer. We cannot determine the extent to which our future operations and earnings may be affected by new legislation, new regulations or changes in existing regulations.

Because of our non-U.S. operations and sales, we are also subject to changes in non-U.S. laws and regulations that may encourage or require hiring of local contractors or require non-U.S. contractors to employ citizens of, or purchase supplies from, a particular jurisdiction. If we fail to comply with any applicable law or regulation, our business, results of operations or financial condition may be adversely affected.

If we are unable to accurately predict customer demand or if customers cancel their orders on short notice, we may hold excess or obsolete inventory, which would reduce gross margins. Conversely, insufficient inventory would result in lost revenue opportunities and potentially in loss of market share and damaged customer relationships.

Customers can generally cancel or defer purchase orders on short notice without incurring a significant penalty. As a result, we cannot accurately predict what or how many products such customers will need in the future. Anticipating demand is difficult because our customers face unpredictable demand for their own products and are increasingly focused on cash preservation and tighter inventory management.

Orders are placed with our suppliers based on forecasts of customer demand and, in some instances, we may establish buffer inventories to accommodate anticipated demand. For example, we often build certain capital equipment, such as ROVs, before receiving customer orders, and we keep our standardized downhole protection systems and certain of our flow iron products in stock and readily available for delivery on short notice from customers. Our forecasts of customer demand are based on multiple assumptions, each of which may introduce errors into the estimates. In addition, many of our suppliers, such as those for certain of our standardized valves, require a longer lead time to provide products than our customers demand for delivery of our finished products. If we overestimate customer demand, we may allocate resources to the purchase of material or manufactured products that we may not be able to sell when we expect to, if at all. As a result, we would hold excess or obsolete inventory, which would reduce gross margin and adversely affect financial results. Conversely, if we underestimate customer demand or if insufficient manufacturing capacity is available, we would miss revenue opportunities and potentially lose market share and damage our customer relationships. In addition, any future significant cancellations or deferrals of product orders or the return of previously sold products could materially and adversely affect profit margins, increase product obsolescence and restrict our ability to fund our operations.

[Table of Contents](#)

The markets in which we operate are highly competitive, and some of our competitors hold substantial market share and have substantially greater resources than we do. We may not be able to compete successfully in this environment and, in particular, against a much larger competitor.

The markets in which we operate are highly competitive and our products and services are subject to competition from significantly larger businesses. One competitor in particular holds substantial market share in our largest product line's market and has substantially greater resources than we do. We have several other competitors that also are large national and multi-national companies that have longer operating histories, greater financial, technical and other resources and greater name recognition than we do. Some of our competitors may be able to respond more quickly to new or emerging technologies and services and changes in customer requirements. In addition, several of our competitors provide a much broader array of services and have a stronger presence in more geographic markets. Our larger competitors may be able to use their size and purchasing power to seek economies of scale and pricing concessions. Furthermore, some of our customers are also our competitors and they may cease buying from us. We also have competitors outside of the United States with lower structural costs due to labor and raw material cost in and around their manufacturing centers.

New competitors also could enter these markets. We consider product quality, performance, price, distribution capabilities and breadth of product offerings to be the primary competitive factors. Competitors may be able to offer more attractive pricing, duplicate strategies, or develop enhancements to products that could offer performance features that are superior to our products. In addition, we may not be able to retain key employees of entities that we acquire in the future and those employees may choose to compete against us. Competitive pressures, including those described above, and other factors could adversely affect our competitive position, resulting in a loss of market share or decreases in prices. In addition, some competitors are based in foreign countries and have cost structures and prices based on foreign currencies. Accordingly, currency fluctuations could cause U.S. dollar-priced products to be less competitive than our competitors' products that are priced in other currencies. For more information about our competitors, please read "Business—Competition."

Our products are used in operations that are subject to potential hazards inherent in the oil and gas industry and, as a result, we are exposed to potential liabilities that may affect our financial condition and reputation.

Our products are used in potentially hazardous drilling, completion and production applications in the oil and gas industry where an accident or a failure of a product can potentially have catastrophic consequences. Risks inherent to these applications, such as equipment malfunctions and failures, equipment misuse and defects, explosions, blowouts and uncontrollable flows of oil, natural gas or well fluids and natural disasters, on land or in deepwater or shallow-water environments, can cause personal injury, loss of life, suspension of operations, damage to formations, damage to facilities, business interruption and damage to or destruction of property, surface water and drinking water resources, equipment and the environment. In addition, we provide certain services that could cause, contribute to or be implicated in these events. If our products or services fail to meet specifications or are involved in accidents or failures, we could face warranty, contract or other litigation claims, which could expose us to substantial liability for personal injury, wrongful death, property damage, loss of oil and gas production, pollution and other environmental damages. Our insurance policies may not be adequate to cover all liabilities. Further, insurance may not be generally available in the future or, if available,

[Table of Contents](#)

insurance premiums may make such insurance commercially unjustifiable. Moreover, even if we are successful in defending a claim, it could be time-consuming and costly to defend.

In addition, the frequency and severity of such incidents will affect operating costs, insurability and relationships with customers, employees and regulators. In particular, our customers may elect not to purchase our services if they view our safety record as unacceptable, which could cause us to lose customers and substantial revenues. In addition, these risks may be greater for us because we may acquire companies that have not allocated significant resources and management focus to safety and have a poor safety record requiring rehabilitative efforts during the integration process and we may incur liabilities for losses before such rehabilitation occurs.

Our operations are subject to environmental and operational safety laws and regulations that may expose us to significant costs and liabilities.

Our operations are subject to numerous stringent and complex laws and regulations governing the discharge of materials into the environment, health and safety aspects of our operations, or otherwise relating to human health and environmental protection. These laws and regulations may, among other things, regulate the management and disposal of hazardous and non-hazardous wastes; require acquisition of environmental permits related to our operations; restrict the types, quantities, and concentrations of various materials that can be released into the environment; limit or prohibit operational activities in certain ecologically sensitive and other protected areas; regulate specific health and safety criteria addressing worker protection; require compliance with operational and equipment standards; impose testing, reporting and record-keeping requirements; and require remedial measures to mitigate pollution from former and ongoing operations. Failure to comply with these laws and regulations or to obtain or comply with permits may result in the assessment of administrative, civil and criminal penalties, imposition of remedial or corrective action requirements and the imposition of injunctions to prohibit certain activities or force future compliance. Certain environmental laws may impose joint and several liability, without regard to fault or legality of conduct, on classes of persons who are considered to be responsible for the release of a hazardous substance into the environment. In addition, these risks may be greater for us because the companies we acquire or have acquired may not have allocated sufficient resources and management focus to environmental compliance, potentially requiring rehabilitative efforts during the integration process or exposing us to liability before such rehabilitation occurs.

The trend in environmental regulation has been to impose increasingly stringent restrictions and limitations on activities that may impact the environment. The implementation of new laws and regulations could result in materially increased costs, stricter standards and enforcement, larger fines and liability and increased capital expenditures and operating costs, particularly for our customers.

We may incur liabilities, fines, penalties or additional costs, or we may be unable to sell to certain customers if we do not maintain safe operations.

If we fail to comply with safety regulations or maintain an acceptable level of safety at our facilities we may incur fines, penalties or other liabilities, or may be held criminally liable. We may incur additional costs to upgrade equipment or conduct additional training, or otherwise incur costs in connection with compliance with safety regulations. Failure to maintain safe operations or achieve certain safety performance metrics could disqualify the Company from doing business with certain customers, particularly major oil companies.

[Table of Contents](#)

Our executive officers and certain key personnel are critical to our business and these officers and key personnel may not remain with us in the future.

Our future success depends in substantial part on our ability to hire and retain our executive officers and other key personnel. In particular, we are highly dependent on certain of our executive officers, including our President, Chief Executive Officer and Chairman, C. Christopher Gaut, and the Presidents of each of our divisions, Charles E. Jones and Wendell R. Brooks. These individuals possess extensive expertise, talent and leadership, and they are critical to our success. The diminution or loss of the services of these individuals, or other integral key personnel affiliated with entities that we acquire in the future, could have a material adverse effect on our business. Furthermore, we may not be able to enforce all of the provisions in any employment agreement we have entered into with certain of our executive officers and such employment agreements may not otherwise be effective in retaining such individuals. In addition, we may not be able to retain key employees of entities that we acquire in the future. This may impact our ability to successfully integrate or operate the assets we acquire.

The industry in which we operate is undergoing continuing consolidation that may impact results of operations.

Some of our largest customers have consolidated and are using their size and purchasing power to achieve economies of scale and pricing concessions. This consolidation may result in reduced capital spending by such customers or the acquisition of one or more of our other primary customers, which may lead to decreased demand for our products and services. If we cannot maintain sales levels for customers that have consolidated or replace such revenues with increased business activities from other customers, this consolidation activity could have a significant negative impact on results of operations or financial condition. We are unable to predict what effect consolidations in the industries may have on prices, capital spending by customers, selling strategies, competitive position, ability to retain customers or ability to negotiate favorable agreements with customers.

If we are unable to continue operating successfully overseas or to successfully expand into new international markets, our revenues may decrease.

For the year ended December 31, 2011, we derived approximately 39% of our pro forma revenue from sales outside the United States (based on product destination). In addition, one of our key growth strategies is to market products in international markets. We may not succeed in marketing, developing a recognized brand, selling, distributing products and generating revenues in these new international markets.

Our non-U.S. operations will subject us to special risks.

For the year ended December 31, 2011, we derived approximately 39% of our pro forma revenue from sales outside of the United States (based on product destination), primarily from Canada, the United Kingdom and Singapore. Additionally, as of December 31, 2011, approximately 28% of our total long-lived assets resided outside of the United States, primarily in Canada and the United Kingdom. We are subject to the various risks inherent in conducting business operations in locations outside of the United States. These risks may include changes in regional, political or economic conditions, local laws and policies, including taxes, trade protection measures, and unexpected changes in regulatory requirements governing the operations of companies that operate outside of the United States. In addition, if a dispute arises from international operations,

[Table of Contents](#)

courts outside of the United States may have exclusive jurisdiction over the dispute, or we may not be able to subject persons outside of the United States to the jurisdiction of U.S. courts.

Our exposure to currency exchange rate fluctuations may result in fluctuations in our cash flows and could have an adverse effect on our results of operations.

From time to time, fluctuations in currency exchange rates could be material to us depending upon, among other things, our manufacturing locations and the sourcing for our raw materials and components. In particular, we are sensitive to fluctuations in currency exchange rates between the United States dollar and each of the Canadian dollar, the British pound sterling, and, to a lesser degree, the Mexican Peso, the Euro, the Chinese Yuan and the Singapore dollar. There may be instances in which costs and revenue will not be matched with respect to currency denomination. As a result, to the extent that we continue our expansion on a global basis, management expects that increasing portions of revenue, costs, assets and liabilities will be subject to fluctuations in foreign currency valuations. We may experience economic loss and a negative impact on earnings or net assets solely as a result of foreign currency exchange rate fluctuations. Further, the markets in which we operate could restrict the removal or conversion of the local or foreign currency, resulting in our inability to hedge against these risks.

Our business operations in countries outside of the United States are subject to a number of U.S. federal laws and regulations, including restrictions imposed by the Foreign Corrupt Practices Act as well as trade sanctions administered by the Office of Foreign Assets Control and the Commerce Department.

Local laws and customs in many countries differ significantly from those in the United States. In many countries, particularly in those with developing economies, it is common to engage in business practices that are prohibited by U.S. regulations applicable to us. The United States Foreign Corrupt Practices Act ("FCPA") and similar anti-bribery laws in other jurisdictions, including the UK Bribery Act 2010, prohibit corporations and individuals, including us and our employees, from engaging in certain activities to obtain or retain business or to influence a person working in an official capacity. We are responsible for any violations by our employees, contractors and agents, whether based within or outside of the United States, for violations of the FCPA. We may also be held responsible for any violations by an acquired company that occur prior to an acquisition, or subsequent to the acquisition but before we are able to institute our compliance procedures. In addition, our non-U.S. competitors that are not subject to the FCPA or similar laws may be able to secure business or other preferential treatment in such countries by means that such laws prohibit with respect to us. The UK Bribery Act 2010 is broader in scope than the FCPA and applies to public and private sector corruption and contains no facilitating payments exception. A violation of any of these laws, even if prohibited by our policies, could have a material adverse effect on our business. Actual or alleged violations could damage our reputation, be expensive to defend, and impair our ability to do business.

Compliance with U.S. regulations on trade sanctions and embargoes administered by the United States Department of the Treasury's Office of Foreign Assets Control ("OFAC") also poses a risk to us. We cannot provide products or services to certain countries subject to U.S. trade sanctions. Furthermore, the laws and regulations concerning import activity, export recordkeeping and reporting, export control and economic sanctions are complex and constantly changing. Any failure to comply with applicable legal and regulatory trading obligations could result in criminal and civil penalties and sanctions, such as fines, imprisonment, debarment from governmental contracts, seizure of shipments and loss of import and export privileges.

[Table of Contents](#)

Unionization efforts and labor regulations in certain areas in which we operate could materially increase our costs or limit our flexibility.

We are not a party to any collective bargaining agreements, other than in our Monterrey, Mexico facility. We operate in certain states within the United States and in international areas that have a history of unionization and we may become the subject of a unionization campaign. If some or all of our workforce were to become unionized and collective bargaining agreement terms, including any renegotiation of our Monterrey, Mexico collective bargaining agreement, were significantly different from our current compensation arrangements or work practices, our costs could be increased, our flexibility in terms of work schedules and reductions in force could be limited, and we could be subject to strikes or work slowdowns among other things.

We may incur liabilities to customers as a result of warranty claims.

We provide warranties as to the proper operation and conformance to specifications of the products we manufacture or install. Failure of our products to operate properly or to meet specifications may increase costs by requiring additional engineering resources and services, replacement of parts and equipment or monetary reimbursement to a customer. We have in the past received warranty claims, and we expect to continue to receive them in the future. To the extent that we incur substantial warranty claims in any period, our reputation, ability to obtain future business and earnings could be adversely affected.

We are subject to litigation risks that may not be covered by insurance.

In the ordinary course of business, we become the subject of various claims, lawsuits and administrative proceedings seeking damages or other remedies concerning our commercial operations, products, employees and other matters, including occasional claims by individuals alleging exposure to hazardous materials as a result of our products or operations. Some of these claims relate to the activities of businesses that we have acquired, even though these activities may have occurred prior to our acquisition of such businesses. Our insurance does not cover all of our potential losses, and we are subject to various self-insured retentions and deductibles under our insurance. A judgment may be rendered against us in cases in which we could be uninsured or beyond the amounts that we currently have reserved or anticipate incurring for such matters.

The number and cost of our current and future asbestos claims could be substantially higher than we have estimated and the timing of payment of claims could be sooner than we have estimated.

One of our subsidiaries has been and continues to be named as a defendant in asbestos related product liability actions. The actual amounts expended on asbestos-related claims in any year may be impacted by the number of claims filed, the volume of pre-trial proceedings, and the number of trials and settlements. As of December 31, 2011, our subsidiary had a recorded liability of \$250,000 net of anticipated insurance recoveries of \$750,000, for the estimated indemnity cost associated with the resolution of its current open claims and future claims anticipated to be filed during the next five years.

Due to a number of uncertainties that may result in significant changes in the current estimate, the actual costs of resolving these pending claims could be substantially higher than the current estimate. Among these are uncertainties as to the ultimate number and type of claims filed, the amounts of claim costs, the impact of bankruptcies of other companies with asbestos claims or of our insurers, and potential legislative changes and uncertainties surrounding the litigation

[Table of Contents](#)

process from jurisdiction to jurisdiction and from case to case. In addition, future claims beyond the five-year forecast period are possible, but the accrual does not cover losses that may arise from such additional future claims and, therefore, we have not accrued a liability for such additional future claims.

Significant costs are incurred in defending asbestos claims and these costs are recorded at the time incurred. Receipt of reimbursement from our insurers may be delayed for a variety of reasons. In particular, if our primary insurers claim that certain policy limits have been exhausted, we may be delayed in receiving reimbursement as a result of the transition from one set of insurers to another. Our excess insurers may also dispute the claims of exhaustion, or may rely on certain policy requirements to delay or deny claims. Furthermore, the various per occurrence and aggregate limits in different insurance policies may result in extended negotiations or the denial of reimbursement for particular claims. For more information on the cost sharing agreements related to this risk, please read "Business—Legal proceedings."

Our senior secured credit facility contains certain covenants that may inhibit our ability to make certain investments, incur additional indebtedness and engage in certain other transactions, which could adversely affect our ability to meet our goals.

The credit agreement governing our senior secured credit facility contains various covenants that, among other things, limit our ability to grant certain liens, make certain loans and investments, make distributions, enter into mergers or acquisitions unless certain conditions are satisfied, enter into hedging transactions, change our lines of business, prepay certain indebtedness, enter into certain affiliate transactions or engage in certain asset dispositions. Additionally, the credit agreement governing our senior secured credit facility limits our ability to incur additional indebtedness with certain exceptions.

The credit agreement governing our senior secured credit facility also contains financial covenants, which, among other things, require us, on a consolidated basis, to maintain specified financial ratios or conditions summarized as follows:

- Total funded debt to EBITDA (defined as the "Leverage Ratio" in the credit agreement) of not more than 3.75 to 1.0 for fiscal quarters ending through December 31, 2012, 3.50 to 1.0 for fiscal quarters ending from January 1, 2013 through December 31, 2013, 3.25 to 1.0 for fiscal quarters ending from January 1, 2014 through December 31, 2014, and 3.00 to 1.0 for fiscal quarters ending thereafter (provided, that following any senior, unsecured high yield issuance by our company, the maximum Leverage Ratio test will be 4.00 to 1.00 for each fiscal quarter after such issuance);
- EBITDA to interest expense (defined as the "Interest Coverage Ratio" in the credit agreement) of not less than 3.0 to 1.0; and
- Following any senior, unsecured high yield note issuance by our company, total secured funded debt to EBITDA (defined as the "Senior Secured Leverage Ratio" in the credit agreement) of not more than 2.50 to 1.00.

As a result of these covenants, we will be limited in the manner in which we conduct our business, and we may be unable to engage in favorable business activities or finance future operations or capital needs. A failure to comply with the covenants, ratios or tests in our senior secured credit facility or other covenants of our indebtedness could result in an event of default under our senior secured credit facility or other indebtedness, which, if not cured or waived, could have a material adverse affect on our business, financial condition and results of operations.

[Table of Contents](#)

Our indebtedness could restrict our operations and make us more vulnerable to adverse economic conditions.

As of March 26, 2012, we had approximately \$665 million of borrowings under our senior secured credit facility, \$5.4 million of outstanding letters of credit and capacity to borrow an additional \$229.7 million under the revolving portion of our senior secured credit facility. Our senior secured credit facility has an accordion feature that allows us to increase the available borrowings under the facility by \$100 million. Our level of indebtedness may adversely affect our operations and limit our growth, and we may have difficulty making debt service payments on our indebtedness as such payments become due. Our level of indebtedness may affect our operations in several ways, including the following:

- our indebtedness may increase our vulnerability to general adverse economic and industry conditions;
- the covenants contained in the agreements that govern our indebtedness limit our ability to borrow funds, dispose of assets, pay dividends and make certain investments;
- our debt covenants also affect our flexibility in planning for, and reacting to, changes in the economy and in its industry;
- any failure to comply with the financial or other covenants of our indebtedness could result in an event of default, which could result in some or all of our indebtedness becoming immediately due and payable;
- our indebtedness could impair our ability to obtain additional financing in the future for working capital, capital expenditures, acquisitions or other general corporate purposes; and
- our business may not generate sufficient cash flows from operations to enable us to meet our obligations under our indebtedness.

If we fail to develop or maintain an effective system of internal controls, we may not be able to accurately report our financial results or prevent fraud.

Effective internal controls over financial processes and reporting are necessary for us to provide reliable financial reports and effectively prevent fraud and to operate successfully. Our efforts to continue to develop and maintain internal controls may not be successful and we may be unable to maintain adequate controls in the future. In addition, the entities that we acquire in the future may not maintain effective systems of internal controls or we may encounter difficulties integrating our system of internal controls with those of acquired entities. If we are unable to maintain effective internal controls and, as a result, fail to provide reliable financial reports and effectively prevent fraud, our reputation and operating results would be harmed.

We may be impacted by disruptions in the political, regulatory, economic and social conditions of the foreign countries in which we are expected to conduct business.

Instability and unforeseen changes in the international markets in which we conduct business, including economically and politically volatile areas such as North Africa, the Middle East, Latin America and the Asia Pacific region, could cause or contribute to factors that could have an adverse effect on the demand for the products and services we provide. For example, we have previously transferred management and operations from certain Latin American countries, due to the presence of political turmoil, to other countries in the region that are more politically stable.

In addition, worldwide political, economic, and military events have contributed to oil and natural gas price volatility and are likely to continue to do so in the future. Depending on the market prices

[Table of Contents](#)

of oil and natural gas, oil and natural gas exploration and development companies may cancel or curtail their drilling programs, thereby reducing demand for our products and services.

Climate change legislation or regulations restricting emissions of greenhouse gases could increase our operating costs or reduce demand for our products.

Environmental advocacy groups and regulatory agencies in the United States and other countries have focused considerable attention on the emissions of carbon dioxide, methane and other greenhouse gases and their potential role in climate change. The U.S. Environmental Protection Agency (the "EPA") has already begun to regulate greenhouse gas emissions under the federal Clean Air Act. The adoption of additional legislation or regulatory programs to reduce emissions of greenhouse gases could require us to incur increased operating costs to comply with new emissions-reduction or reporting requirements. Any such legislation or regulatory programs could also increase the cost of consuming, and thereby reduce demand for, hydrocarbons that our customers produce. Consequently, legislation and regulatory programs to reduce emissions of greenhouse gases could have an adverse effect on our business, financial condition and results of operations. Finally, some scientists have concluded that increasing concentrations of greenhouse gases in the Earth's atmosphere may produce climate changes that have significant physical effects, such as increased frequency and severity of storms, droughts, and floods and other climatic events.

Adverse weather conditions adversely affect demand for services and operations.

Adverse weather conditions, such as hurricanes, tornadoes, ice or snow, may damage or destroy our facilities, interrupt or curtail our operations, or our customers' operations, cause supply disruptions and result in a loss of revenue, which may or may not be insured. For example, certain of our facilities located in Oklahoma and Pennsylvania have experienced suspensions in operations due to tornado activity or extreme cold weather conditions.

A natural disaster, catastrophe or other event could result in severe property damage, which could curtail our operations.

Some of our operations involve risks of, among other things, property damage, which could curtail our operations. For example, disruptions in operations or damage to a manufacturing plant could reduce our ability to produce products and satisfy customer demand. In particular, we have offices and manufacturing facilities in Houston, Texas, and in various places throughout the Gulf Coast region of the United States. These offices and facilities are particularly susceptible to severe tropical storms and hurricanes, which may disrupt our operations. If one or more manufacturing facilities we own are damaged by severe weather or any other disaster, accident, catastrophe or event, our operations could be significantly interrupted. Similar interruptions could result from damage to production or other facilities that provide supplies or other raw materials to our plants or other stoppages arising from factors beyond our control. These interruptions might involve significant damage to, among other things, property and repairs might take from a week or less for a minor incident to many months or more for a major interruption.

Potential legislation or regulations restricting the use of hydraulic fracturing could reduce demand for our products.

Hydraulic fracturing is an important and common practice in the oil and gas industry, which involves the injection of water, sand and chemicals under pressure into a formation to fracture the surrounding rock and stimulate production of hydrocarbons. Certain environmental advocacy groups have suggested that additional federal, state and local laws and regulations may be

[Table of Contents](#)

needed to more closely regulate the hydraulic fracturing process, and have made claims that hydraulic fracturing techniques are harmful to surface water and drinking water resources. Various governmental entities (within and outside the United States) are in the process of studying, restricting, regulating or preparing to regulate hydraulic fracturing, directly or indirectly. For example, the EPA has already begun to regulate certain hydraulic fracturing operations involving diesel under the auspices of the Underground Injection Control program under the federal Safe Drinking Water Act, and is conducting a study to determine if additional regulation of hydraulic fracturing is warranted. The adoption of legislation or regulatory programs that restrict hydraulic fracturing could adversely affect, reduce or delay well drilling and completion activities, increase the cost of drilling and production, and thereby reduce demand for our products and services.

Our financial results could be adversely impacted by the Macondo well incident and the resulting changes in regulation of offshore oil and natural gas exploration and development activity.

The United States Department of the Interior has issued Notices to Lessees and Operators (NTLs), implemented additional safety and certification requirements applicable to drilling activities in the U.S. Gulf of Mexico, imposed additional requirements with respect to exploration, development and production activities in U.S. waters and delayed the approval of drilling plans and well permits in both deepwater and shallow-water areas. The delays caused by new regulations and requirements have and will continue to have an overall negative effect on Gulf of Mexico drilling activity, and to a certain extent, our financial results.

The Macondo well incident has caused offshore drilling delays, increased federal regulation of offshore drilling, and could result in increased state, international and additional federal regulation of our and our customers' operations that could negatively impact our earnings, prospects and the availability and cost of insurance coverage. There have been a variety of proposals to change existing laws and regulations that could affect offshore development and production, including proposals to significantly increase the minimum financial responsibility demonstration required under the federal Oil Pollution Act of 1990. Any increased regulation of the exploration and production industry as a whole that arises out of the Macondo well incident or otherwise could result in fewer companies being financially qualified to operate offshore in the United States, result in higher operating costs for our customers and reduce demand for our products and services. Additionally, a similar incident in another region could result in increased regulation in that market or in other offshore markets and could have a similar effect.

We may not be able to satisfy technical requirements, testing requirements, code requirements or other specifications under contracts and contract tenders.

Many of our products are used in harsh environments and severe service applications. Our contracts with customers and customer requests for bids often set forth detailed specifications or technical requirements (including that they meet certain industrial code requirements, such as API, ASME or similar codes, or that our processes and facilities maintain ISO or similar certifications) for our products and services, which may also include extensive testing requirements. We anticipate that such code testing requirements will become more common in our contracts. We cannot assure you that our products or facilities will be able to satisfy the specifications or requirements, or that we will be able to perform the full-scale testing necessary to prove that the product specifications are satisfied in future contract bids or under existing contracts, or that the costs of modifications to our products or facilities to satisfy the specifications and testing will not adversely affect our results of operations. If our products or facilities are unable to satisfy such requirements, or we are unable to perform or satisfy any

[Table of Contents](#)

required full-scale testing, our customers may cancel their contracts and/or seek new suppliers, and our business, results of operations or financial position may be adversely affected.

Our success depends on our ability to implement new technologies and services.

Our success depends on the ongoing development and implementation of new product designs and improvements, and on our ability to protect and maintain critical intellectual property assets related to these developments. If we are not able to obtain patent or other intellectual property protection of our technology, we may not be able to recoup development costs or fully exploit systems, services and technologies in a manner that allows us to meet evolving industry requirements at prices acceptable to our customers. In addition, some of our competitors are large national and multinational companies that may be able to devote greater financial, technical, manufacturing and marketing resources to research and development of new systems, services and technologies than we are able to do. We have not spent material amounts on research and development activities during the three most recent fiscal years.

Our success will be affected by the use and protection of our proprietary technology. There are limitations to our intellectual property rights in our proprietary technology, and thus our right to exclude others from the use of such proprietary technology.

Our success will be affected by our development and implementation of new product designs and improvements and by our ability to protect and maintain critical intellectual property assets related to these developments. Although in many cases our products are not protected by any registered intellectual property rights, in other cases we rely on a combination of patents and trade secret laws to establish and protect this proprietary technology.

We currently hold multiple U.S. and international patents and have multiple pending patent applications for products and processes. Patent rights give the owner of a patent the right to exclude third parties from making, using, selling, and offering for sale the inventions claimed in the patents in the applicable country. Patent rights do not necessarily grant the owner of a patent the right to practice the invention claimed in a patent, but merely the right to exclude others from practicing the invention claimed in the patent. It may also be possible for a third party to design around our patents. Furthermore, patent rights have strict territorial limits. Some of our work will be conducted in international waters and would, therefore, not fall within the scope of any country's patent jurisdiction. We may not be able to enforce our patents against infringement occurring in international waters and other "non-covered" territories. Also, we do not have patents in every jurisdiction in which we conduct business and our patent portfolio will not protect all aspects of our business and may relate to obsolete or unusual methods, which would not prevent third parties from entering the same market.

In addition, by customarily entering into confidentiality and/or license agreements with our employees, customers and potential customers and suppliers, we attempt to limit access to and distribution of our technology. Our rights in our confidential information, trade secrets, and confidential know-how will not prevent third parties from independently developing similar information. Publicly available information (e.g. information in expired issued patents, published patent applications, and scientific literature) can also be used by third parties to independently develop technology. We cannot provide assurance that this independently developed technology will not be equivalent or superior to our proprietary technology.

Our competitors may infringe upon, misappropriate, violate or challenge the validity or enforceability of our intellectual property and we may not be able to adequately protect or enforce our intellectual property rights in the future.

[Table of Contents](#)

We may be adversely affected by disputes regarding intellectual property rights and the value of our intellectual property rights is uncertain.

As discussed above, we may become involved in legal proceedings from time to time to protect and enforce our intellectual property rights. Third parties from time to time may initiate litigation against us by asserting that the conduct of our business infringes, misappropriates or otherwise violates intellectual property rights. We may not prevail in any such legal proceedings related to such claims, and our products and services may be found to infringe, impair, misappropriate, dilute or otherwise violate the intellectual property rights of others. Any legal proceeding concerning intellectual property could be protracted and costly and is inherently unpredictable and could have a material adverse effect on our business, regardless of its outcome. Further, our intellectual property rights may not have the value that management believes them to have and such value may change over time as we and others develop new product designs and improvements.

A failure of our information technology infrastructure could adversely impact our business and results of operations.

The efficient operation of our business is dependent on our information technology ("IT") systems. Accordingly, we rely upon the capacity, reliability and security of our IT hardware and software infrastructure and our ability to expand and update this infrastructure in response to our changing needs. Despite our implementation of security measures, our IT systems are vulnerable to computer viruses, natural disasters, incursions by intruders or hackers, failures in hardware or software, power fluctuations, cyber terrorists and other similar disruptions. The failure of our IT systems to perform as anticipated for any reason or any significant breach of security could disrupt our business and result in numerous adverse consequences, including reduced effectiveness and efficiency of our operations and that of our customers, inappropriate disclosure of confidential information, increased overhead costs, and loss of intellectual property, which could have a material adverse effect on our business and results of operations. In addition, we may be required to incur significant costs to prevent damage caused by these disruptions or security breaches in the future.

In the past we have incurred certain impairment charges. We may incur additional impairment charges in future years.

We evaluate our long-lived assets, including property and equipment, for potential impairment whenever events or changes in circumstances indicate that the carrying amount of a long-lived asset may not be recoverable. In performing our review for impairment, future cash flows expected to result from the use of the asset and its eventual value upon disposal are estimated. If the undiscounted future cash flows are less than the carrying amount of the assets, the asset is impaired. The amount of the impairment is measured as the difference between the carrying value and the estimated fair value of the asset. The fair value is determined either through the use of an external valuation, or by means of an analysis of discounted future cash flows based on expected utilization. The impairment loss recognized represents the excess of the asset's carrying value as compared to its estimated fair value.

For goodwill and intangible assets with indefinite lives, an assessment for impairment is performed annually or whenever an event indicating impairment may have occurred. Goodwill is reviewed for impairment by comparing the carrying value of each reporting unit's net assets, including allocated goodwill, to the estimated fair value of the reporting unit. We have six reporting units. We determine the fair value of our reporting units using a discounted cash flow

[Table of Contents](#)

approach. Determining the fair value of a reporting unit requires judgment and the use of significant estimates and assumptions. If the reporting unit's carrying value is greater than its fair value, a second step is performed whereby the implied fair value of goodwill is estimated by allocating the fair value of the reporting unit in a hypothetical purchase price allocation analysis. We recognize a goodwill impairment charge for the amount by which the carrying value of goodwill exceeds its reassessed fair value. For the years ended December 31, 2010 and 2011 no impairment loss was recorded, but for the year ended December 31, 2009, we recorded an impairment charge of \$7 million.

If we determine that the carrying value of our long-lived assets, goodwill or intangible assets is less than their fair value, we may be required to record additional charges in the future.

Risks related to our common stock

The initial public offering price of our common stock may not be indicative of the market price of our common stock after this offering. In addition, an active liquid trading market for our common stock may not develop and our common stock price may be volatile.

Prior to this offering, our common stock was not traded on any market. An active and liquid trading market for our common stock may not develop or be maintained after this offering. Liquid and active trading markets usually result in less price volatility and more efficiency in carrying out investors' purchase and sale orders. The market price of our common stock could vary significantly as a result of a number of factors, some of which are beyond our control. In the event of a drop in the market price of our common stock, you could lose a substantial part or all of your investment in our common stock. The initial public offering price will be negotiated between us and representatives of the underwriters, based on numerous factors which we discuss in the "Underwriting (conflicts of interest)" section of this prospectus, and may not be indicative of the market price of our common stock after this offering. Consequently, you may not be able to sell shares of our common stock at prices equal to or greater than the price paid by you in the offering.

The following factors could affect our common stock price:

- our operating and financial performance;
- quarterly variations in the rate of growth of our financial indicators, such as net income per share, net income, EBITDA and revenues;
- changes in revenue or earnings estimates or publication of reports by equity research analysts;
- speculation in the press or investment community;
- sales of our common stock by us or other stockholders, or the perception that such sales may occur;
- general market conditions, including fluctuations in commodity prices; and
- domestic and international economic, legal and regulatory factors unrelated to our performance.

The trading markets in general have experienced extreme volatility that has often been unrelated to the operating performance of particular companies. These broad market fluctuations may adversely affect the trading price of our common stock.

[Table of Contents](#)

We will incur increased costs as a result of being a public company.

As a privately held company, we have not been responsible for the corporate governance and financial reporting practices and policies required of a publicly traded company. As a publicly traded company with listed equity securities we will need to comply with new laws, regulations and requirements, including corporate governance provisions of the Sarbanes-Oxley Act of 2002, and rules and regulations of the SEC and the NYSE. Complying with these statutes, regulations and requirements will occupy a significant amount of time of our board of directors and management and will significantly increase our costs and expenses. We will need to:

- institute a more comprehensive compliance function;
- design, establish, evaluate and maintain a system of internal controls over financial reporting in compliance with the requirements of Section 404 of the Sarbanes-Oxley Act of 2002 and the related rules and regulations of the SEC and the Public Company Accounting Oversight Board, or "PCAOB"
- comply with rules promulgated by the NYSE;
- prepare and distribute periodic public reports in compliance with our obligations under the federal securities laws;
- establish new internal policies, such as those relating to disclosure controls and procedures and insider trading;
- involve and retain to a greater degree outside counsel and accountants in the above activities; and
- establish an investor relations function.

In addition, we also expect that being a public company subject to these rules and regulations will require us to accept less director and officer liability insurance coverage than we desire or to incur substantial costs to obtain coverage. These factors could also make it more difficult for us to attract and retain qualified members of our board of directors, particularly to serve on our Audit Committee, qualified executive officers and key personnel.

Future sales of our common stock in the public market could lower our stock price, and any additional capital raised by us through the sale of equity may dilute your ownership in us.

We may sell additional shares of common stock in subsequent public offerings. After the completion of this offering and the concurrent private placement, we will have 83,975,758 outstanding shares of common stock. Following the completion of this offering and the concurrent private placement, SCF will own 44,405,139 shares, or approximately 52.9% of our total outstanding shares (assuming the full exercise of the underwriters' over-allotment option), all of which are subject to a lock-up agreement between SCF and the underwriters described in "Underwriting (conflicts of interest)," but may be sold into the market in the future. SCF is a party to a registration rights agreement with us which requires us to effect the registration of its shares in certain circumstances no earlier than the expiration of the lock-up period contained in the underwriting agreement entered into in connection with this offering.

As soon as practicable after this offering, we intend to file a registration statement with the SEC on Form S-8 providing for the registration of 18,500,000 shares of our common stock issued or

[Table of Contents](#)

reserved for issuance under our stock incentive plan. Subject to the satisfaction of vesting conditions and the expiration of lock-up agreements, shares registered under this registration statement on Form S-8 will be available for resale immediately in the public market without restriction.

We cannot predict the size of future issuances of our common stock or the effect, if any, that future issuances and sales of shares of our common stock will have on the market price of our common stock. Sales of substantial amounts of our common stock (including shares issued in connection with an acquisition), or the perception that such sales could occur, may adversely affect prevailing market prices of our common stock.

Provisions in our organizational documents and under Delaware law could delay or prevent a change in control of our company, which could adversely affect the price of our common stock.

The existence of some provisions in our organizational documents and under Delaware law could delay or prevent a change in control of our Company that a stockholder may consider favorable, which could adversely affect the price of our common stock. Certain provisions of our amended and restated certificate of incorporation and amended and restated bylaws could make it more difficult for a third party to acquire control of our Company, even if the change of control would be beneficial to our stockholders. These provisions include:

- a classified board of directors, so that only approximately one-third of our directors are elected each year;
- the ability of our board of directors to issue preferred stock without stockholder approval;
- limitations on the removal of directors; and
- limitations on the ability of our stockholders to call special meetings.

In addition, our amended and restated bylaws establish advance notice provisions for stockholder proposals and nominations for elections to the board of directors to be acted upon at meetings of stockholders.

Purchasers of common stock will experience immediate and substantial dilution.

Assuming an initial public offering price of \$19.00 per share (the mid-point of the price range set forth on the cover page of this prospectus), purchasers of our common stock in this offering will experience an immediate and substantial dilution of \$18.45 per share in the net tangible book value per share of common stock from the initial public offering price, and our pro forma net tangible book value as of December 31, 2011, after giving effect to this offering, would be \$0.55 per share. You will incur further dilution if outstanding options to purchase common stock are exercised. In addition, our certificate of incorporation allows us to issue significant numbers of additional shares, including shares that may be issued under our long-term incentive plans. Please read "Dilution" for a complete description of the calculation of net tangible book value.

We have no current intention to pay future dividends.

We do not currently anticipate declaring or paying any cash dividends to holders of our common stock in the foreseeable future. We currently intend to retain future earnings, if any, to fund the development and growth of our business. Our future dividend policy is within the discretion of

[Table of Contents](#)

our board of directors and will depend upon various factors, including our results of operations, financial condition, capital requirements and investment opportunities. In addition, our senior secured credit facility prohibits us from paying cash dividends unless all the following conditions are met: (i) no default exists under our senior secured credit facility or would result from the payment of such dividends; (ii) after giving effect to the payment of such dividends, we have a pro forma leverage ratio that is less than or equal to 2.50 to 1.0 and the borrowing availability under our senior secured credit facility is at least \$40 million; (iii) the aggregate amount of cash dividends and other Restricted Payments (as defined in the credit agreement) paid in any fiscal quarter does not exceed 50% of our consolidated EBITDA for the prior four fiscal quarters; and (iv) the aggregate amount of cash dividends and other Restricted Payments paid in any four consecutive fiscal quarters does not exceed 50% of our consolidated EBITDA for the prior four fiscal quarters. Please read "Dividend policy."

We will be a "controlled company" within the meaning of the NYSE rules and will qualify for and have the ability to rely on exemptions from certain NYSE corporate governance requirements.

Because SCF will own a majority of our outstanding common stock following the completion of this offering, we will be a "controlled company" as that term is set forth in Section 303A of the NYSE Listed Company Manual. Under the NYSE rules, a company of which more than 50% of the voting power is held by another person or group of persons acting together is a "controlled company" and may elect not to comply with certain NYSE corporate governance requirements, including:

- the requirement that a majority of its board of directors consist of independent directors;
- the requirement that its nominating and governance committee be composed entirely of independent directors with a written charter addressing the committee's purpose and responsibilities; and
- the requirement that its compensation committee be composed entirely of independent directors with a written charter addressing the committee's purpose and responsibilities.

These requirements will not apply to us as long as we remain a "controlled company." Following this offering and so long as SCF owns a majority of our outstanding common stock, we have the option to utilize these exemptions. Accordingly, should we choose to utilize such exemptions, you may not have the same protections afforded to stockholders of companies that are subject to all of the corporate governance requirements of the NYSE. SCF's significant ownership interest could adversely affect investors' perceptions of our corporate governance.

Risks related to our relationship with SCF

L.E. Simmons & Associates, Incorporated ("LESA"), through SCF, will control the outcome of stockholder voting and may exercise this voting power in a manner adverse to you.

After the offering, SCF will hold approximately 46,773,560 shares of our common stock (or 44,405,139 shares if the over-allotment option is exercised in full), equal to approximately 55.7% of the outstanding common stock following completion of this offering and the concurrent private placement (or 52.9% if the over-allotment option is exercised in full). LESA is the ultimate general partner of SCF and will be in a position to control the outcome of most matters requiring a stockholder vote, including the election of directors, adoption of amendments to our charter and bylaws and approval of transactions involving a change of control. LESA's interests may differ from yours, and SCF may vote its common stock in a manner that may adversely affect you.

[Table of Contents](#)

Certain of our directors may have conflicts of interest because they are also directors or officers of SCF. The resolution of these conflicts of interest may not be in our or your best interests.

Certain of our directors, namely David C. Baldwin and Andrew L. Waite, are currently officers of LESA. In addition, a trust in which the children of our Chief Executive Officer, C. Christopher Gaut, are primary beneficiaries will continue to hold an ownership interest in the general partner of each of SCF-VI, L.P. and SCF-VII, L.P. after the offering. These positions may create conflicts of interest because these directors and Mr. Gaut have an ownership interest in SCF-VI, L.P. and SCF-VII, L.P. and/or responsibilities to SCF and its owners. Duties as directors or officers of LESA may conflict with such individuals' duties as one of our directors or officers regarding business dealings and other matters between SCF and us. The resolution of these conflicts may not always be in our or your best interest. Please read "—We have renounced any interest in specified business opportunities, and SCF and its director nominees on our board of directors generally have no obligation to offer us those opportunities."

We have renounced any interest in specified business opportunities, and SCF and its director nominees on our board of directors generally have no obligation to offer us those opportunities.

Our certificate of incorporation provides that, so long as we have a director or officer who is affiliated with SCF (an "SCF Nominee") and for a continuous period of one year thereafter, we renounce any interest or expectancy in any business opportunity in which any member of the SCF group participates or desires or seeks to participate in and that involves any aspect of the energy equipment or services business or industry, other than (i) any business opportunity that is brought to the attention of an SCF Nominee solely in such person's capacity as a director or officer of our Company and with respect to which no other member of the SCF group independently receives notice or otherwise identifies such opportunity and (ii) any business opportunity that is identified by the SCF group solely through the disclosure of information by or on behalf of our Company. We refer to SCF and its other affiliates and its portfolio companies as the SCF group. We are not prohibited from pursuing any business opportunity with respect to which we have renounced any interest.

SCF has investments in other oilfield service companies that may compete with us, and SCF and its affiliates, other than our Company, may invest in other such companies in the future. LESA, the ultimate general partner of SCF, has an internal policy that discourages it from investing in two or more portfolio companies with substantially overlapping industry segments and geographic areas. However, LESA's internal policy does not restrict the management or operation of its other individual portfolio companies from competing with us. Pursuant to LESA's policy, LESA may allocate any potential opportunities to the existing portfolio company where LESA determines, in its discretion, such opportunities are the most logical strategic and operational fit. As a result, LESA or its affiliates may become aware, from time to time, of certain business opportunities, such as acquisition opportunities, and may direct such opportunities to its other portfolio companies, in which case we may not become aware of or otherwise have the ability to pursue such opportunities. Furthermore, LESA does not have a specific policy with regard to allocation of financial professionals and they are under no obligation to provide us with financial professionals, other than pursuant to the Secondment Agreement dated as of August 2, 2010 by and among LESA, W. Patrick Connelly and us, which expires on August 2, 2012.

Cautionary note regarding forward-looking statements

This prospectus contains forward-looking statements that are subject to a number of risks and uncertainties, many of which are beyond our control. All statements, other than statements of historical fact included in this prospectus, regarding our strategy, future operations, financial position, estimated revenues and losses, projected costs, prospects, plans and objectives of management are forward-looking statements. When used in this prospectus, the words "could," "believe," "anticipate," "intend," "estimate," "expect," "may," "continue," "predict," "potential," "project" and similar expressions are intended to identify forward-looking statements, although not all forward-looking statements contain such identifying words.

Forward-looking statements may include statements about:

- business strategy;
- cash flows and liquidity;
- the volatility of oil and natural gas prices;
- our ability to successfully manage our growth, including risks and uncertainties associated with integrating and retaining key employees of the businesses we acquire;
- the availability of raw materials and specialized equipment;
- availability of skilled and qualified labor;
- our ability to accurately predict customer demand;
- competition in the oil and gas industry;
- governmental regulation and taxation of the oil and natural gas industry;
- environmental liabilities;
- political and social issues affecting the countries in which we do business;
- our ability to deliver our backlog in a timely fashion;
- our ability to implement new technologies and services;
- availability and terms of capital;
- general economic conditions;
- benefits of the Combination and our acquisitions;
- availability of key management personnel;
- operating hazards inherent in our industry;
- the continued influence of SCF;
- the ability to establish and maintain effective internal controls over financial reporting;
- the ability to operate effectively as a public traded company;
- financial strategy, budget, projections and operating results;

[Table of Contents](#)

- uncertainty regarding our future operating results; and
- plans, objectives, expectations and intentions contained in this prospectus that are not historical.

All forward-looking statements speak only as of the date of this prospectus; we disclaim any obligation to update these statements unless required by law and we caution you not to place undue reliance on them. Although we believe that our plans, intentions and expectations reflected in or suggested by the forward-looking statements we make in this prospectus are reasonable, we can give no assurance that these plans, intentions or expectations will be achieved. We disclose important factors that could cause our actual results to differ materially from our expectations under "Risk factors" and "Management's discussion and analysis of financial condition and results of operations" and elsewhere in this prospectus. These cautionary statements qualify all forward-looking statements attributable to us or persons acting on our behalf.

Use of proceeds

We will receive net proceeds of approximately \$231.8 million from the sale of the common stock by us in this offering, assuming an initial public offering price of \$19.00 per share (the midpoint of the price range set forth on the cover page of this prospectus) and after deducting estimated expenses payable by us and underwriting discounts and commissions of approximately \$18.2 million. We will not receive any of the proceeds from any sale of shares of our common stock by the selling stockholders.

We intend to use all of the net proceeds from this offering, together with the proceeds from the concurrent private placement, to repay outstanding borrowings under the revolving portion of our senior secured credit facility. Our senior secured credit facility matures in October 2016 and bore interest at a rate of 2.75% per annum as of March 26, 2012. Our outstanding borrowings under our senior secured credit facility were incurred to fund acquisitions and other capital expenditures. Affiliates of the underwriters are lenders under our senior secured credit facility and, accordingly, will receive a portion of the proceeds of this offering. See "Underwriting (conflicts of interest)." While we do not currently have any plans to immediately borrow additional amounts under the senior secured credit facility, we may at any time reborrow amounts repaid under the senior secured credit facility to the extent available, including to fund the acquisition opportunity described under "Prospectus summary—Recent developments," if completed.

We estimate that the selling stockholders will receive net proceeds of approximately \$45.9 million from the sale of 2,631,578 shares of common stock in this offering based upon the assumed initial offering price of \$19.00 per share, after deducting underwriting discounts and commissions and approximately \$1.0 million of expenses that the selling stockholders are expected to pay. If the underwriters' over-allotment option to purchase additional shares is exercised in full, we estimate that the selling stockholders' net proceeds will be approximately \$88.1 million. We will pay all expenses related to this offering, other than underwriting discounts and commissions related to the shares sold by the selling stockholders and approximately \$1.0 million of expenses to be paid by the selling stockholders.

An increase or decrease in the initial public offering price of \$1.00 per share of common stock would cause the net proceeds that we will receive from the offering, after deducting estimated expenses and underwriting discounts and commissions, to increase or decrease by approximately \$12.3 million.

Stock split

On March 28, 2012, we amended our certificate of incorporation to effect a stock split on a 37 for 1 basis. The stock split was effected simultaneously for all our then-existing common stock and the exchange ratio was the same for all of our shares of issued and outstanding common stock. The stock split affected all of our stockholders uniformly and did not affect any stockholder's percentage ownership interests in us. Shares of common stock issued pursuant to the stock split were fully paid and nonassessable. Unless otherwise indicated, information presented in this prospectus is adjusted to reflect the 37 for 1 stock split.

Dividend policy

We do not anticipate declaring or paying any cash dividends to holders of our common stock in the foreseeable future. We currently intend to retain future earnings, if any, to fund the development and growth of our business. Our future dividend policy is within the discretion of our board of directors and will depend upon various factors, including our results of operations, financial condition, capital requirements and investment opportunities. In addition, our senior secured credit facility prohibits us from paying any cash dividends unless all of the following conditions are met: (i) no default exists under our senior secured credit facility or would result from the payment of such dividends, (ii) after giving effect to the payment of such dividends, we have a pro forma leverage ratio that is less than or equal to 2.50 to 1.0 and the borrowing availability under our senior secured credit facility is at least \$40 million, (iii) the aggregate amount of cash dividends and other Restricted Payments (as defined in the credit agreement) paid in any fiscal quarter does not exceed 50% of our consolidated EBITDA (as defined in the credit agreement) for the prior four fiscal quarters and (iv) the aggregate amount of cash dividends and other Restricted Payments paid in any four consecutive fiscal quarters does not exceed 50% of our consolidated EBITDA for the prior four fiscal quarters.

Capitalization

The following table sets forth our capitalization as of December 31, 2011:

- on an actual basis;
- on an as adjusted basis to give effect to this offering and the application of the net proceeds as set forth under "Use of proceeds" and
- on an as further adjusted basis to give effect to the concurrent private placement and the application of the net proceeds as set forth under "The offering—Concurrent private placement."

You should read the following table in conjunction with "Use of proceeds," "Selected historical consolidated financial data," "Management's discussion and analysis of financial condition and results of operations" and our historical consolidated financial statements and related notes thereto appearing elsewhere in this prospectus.

	As of December 31, 2011		
	Actual	As adjusted	As further adjusted(4)
	(in thousands)		
Cash and cash equivalents(1)	\$ 20,548	\$ 20,548	\$ 20,548
Long-term debt, excluding current maturities:			
Senior secured credit facility(2)(3)	\$ 363,694	\$ 131,855	\$ 81,855
Term loan(3)	300,000	300,000	300,000
Other long-term debt	1,861	1,861	1,861
Less: current maturities	(5,176)	(5,176)	(5,176)
Total long-term debt	660,379	428,540	378,540
Stockholders' equity:			
Common stock, \$0.01 par value; 296,000,000 shares authorized (actual, pro forma for 37 for 1 stock split); 81,168,741 shares issued and outstanding (as adjusted); 83,975,758 shares issued and outstanding (as further adjusted)	666	812	840
Additional paid-in capital(2)	424,479	656,172	706,144
Warrants	27,097	27,097	27,097
Retained earnings	244,145	244,145	244,145
Treasury stock	(25,877)	(25,877)	(25,877)
Accumulated other comprehensive loss	(16,017)	(16,017)	(16,017)
Total stockholders' equity(2)	654,493	886,332	936,332
Total capitalization(2)	\$1,314,872	\$ 1,314,872	\$ 1,314,872

- (1) As of March 26, 2012, we had cash and cash equivalents of \$30.5 million.
- (2) Each \$1.00 increase or decrease in the assumed initial public offering price of \$19.00 per share, the midpoint of the range set forth on the cover page of this prospectus, would increase or decrease the amount of borrowings outstanding under our senior secured credit facility, additional paid-in capital, total stockholders' equity and total capitalization by approximately \$12.3 million, assuming the number of shares offered by us, as set forth on the cover page of this prospectus, remains the same and after deducting the estimated underwriting discounts and commissions and estimated expenses payable by us.
- (3) As of March 26, 2012, we had approximately \$665 million of borrowings under our senior secured credit facility, \$5.4 million of outstanding letters of credit and capacity to borrow an additional \$229.7 million under the revolving portion of our senior secured credit facility.
- (4) If (1) the price at which we offer the securities to the public is above \$20.00, (2) the number of shares of common stock offered by us pursuant to this prospectus is less than 13,157,894 shares or (3) the number of shares of common stock offered by the selling stockholders pursuant to this prospectus exceeds 7,900,000, then Tinicum may elect not to purchase any shares of our common stock or to buy only a portion of the shares offered to it in the concurrent private placement. See "The offering—Concurrent private placement."

Dilution

Purchasers of the common stock in this offering will experience immediate and substantial dilution in the net tangible book value per share of the common stock for accounting purposes. Our net tangible book value as of December 31, 2011, after giving pro forma effect to the transactions described under "Stock split," was approximately \$(187.0) million, or \$(2.75) per share of common stock. Pro forma net tangible book value per share is determined by dividing our pro forma tangible net worth (tangible assets less total liabilities) by the total number of outstanding shares of common stock that will be outstanding immediately prior to the closing of this offering. After giving pro forma effect to our stock split and as adjusted for the sale of the shares in this offering and assuming the receipt of the estimated net proceeds (after deducting estimated discounts and expenses of this offering), our adjusted pro forma net tangible book value as of December 31, 2011 would have been approximately \$44.8 million, or \$0.55 per share. This represents an immediate increase in the net tangible book value of \$3.30 per share to our existing stockholders and an immediate dilution (i.e., the difference between the offering price and the adjusted pro forma net tangible book value after this offering) to new investors purchasing shares in this offering of \$18.45 per share. The following table illustrates the per share dilution to new investors purchasing shares in this offering:

Assumed initial public offering price per share	\$ 19.00
Pro forma net tangible book value per share as of December 31, 2011 (after giving effect to our stock split)	(2.75)
Increase per share attributable to new investors in this offering	3.30
As adjusted pro forma net tangible book value per share after giving effect to our stock split and this offering	0.55
Dilution in pro forma net tangible book value per share to new investors in this offering	\$ 18.45

The following table summarizes, on an adjusted pro forma basis as of December 31, 2011, the total number of shares of common stock owned by existing stockholders and to be owned by the new investors in this offering, the total consideration paid, and the average price per share paid by our existing stockholders and to be paid by the new investors in this offering at \$19.00, the midpoint of the range of the initial public offering prices set forth on the cover page of this prospectus, calculated before deduction of estimated discounts and commissions:

	Shares acquired		Total consideration		Average price per share
	Number	Percent	Amount	Percent	
Existing stockholders(1)	68,010,847	83.8%	\$ 425,145,000	63.0%	\$ 6.25
New investors in this offering	13,157,894	16.2	249,999,986	37.0	19.00
Total	81,168,741	100.0%	\$ 675,144,986	100.0%	\$ 8.32

- (1) The number of shares disclosed for the existing stockholders includes 2,631,578 shares being sold by the selling stockholders in this offering. The number of shares disclosed for the new investors in this offering does not include the 2,631,578 shares being purchased by the new investors from the selling stockholders in this offering.

[Table of Contents](#)

Assuming the underwriters' over-allotment option is exercised in full, sales by the selling stockholders in this offering will reduce the percentage of shares held by existing stockholders to 80.9% and will increase the number of shares held by new investors to 15,526,315, or 19.1% on an adjusted pro forma basis as of December 31, 2011.

A \$1.00 increase or decrease in the assumed initial public offering price of \$19.00 per share, which is the midpoint of the range set forth on the cover page of this prospectus, would increase or decrease our as adjusted pro forma net tangible book value as of December 31, 2011 by approximately \$12.3 million, the as adjusted pro forma net tangible book value per share after this offering by \$3.45 per share and the dilution in pro forma as adjusted net tangible book value per share to new investors in this offering by \$19.30 per share, assuming the number of shares offered by us, as set forth on the cover page of this prospectus, remains the same and after deducting the estimated underwriting discounts and commissions and estimated offering expenses payable by us.

[Table of Contents](#)

Unaudited pro forma condensed combined financial data

We have completed the following acquisitions since the Combination in August 2010:

Name of acquisition	Date completed
Wood Flowline Products, LLC	February 4, 2011
Phoinix Global LLC	April 29, 2011
Specialist ROV Tooling Services, Ltd.	May 16, 2011
Cannon Services LP	July 1, 2011
SVP Products Inc.	July 1, 2011
AMC Global Group Ltd.	July 1, 2011
P-Quip Ltd.	July 5, 2011
Davis-Lynch LLC	July 29, 2011

The unaudited pro forma condensed combined statement of income for the year ended December 31, 2011 gives effect to the eight acquisitions completed in 2011 as if each had occurred on January 1, 2011. Under the rules and regulations of the SEC, the Davis-Lynch Acquisition was individually significant. The unaudited pro forma condensed combined financial data has been prepared from our historical consolidated financial statements and related notes, the unaudited interim financial statements of Davis-Lynch included elsewhere in this prospectus, and the unaudited interim financial statements of Wood Flowline, AMC Global, P-Quip, Phoinix, Cannon Services, Specialist and SVP not included in this prospectus.

The pro forma financial data for the year ended December 31, 2011 also gives effect to the issuance by us of shares of common stock pursuant to this offering and the concurrent private placement and the application of the net proceeds therefrom as described in "Use of proceeds" and "Prospectus summary—The offering—Concurrent private placement," respectively, in each case as if each such transaction had occurred on January 1, 2011.

The unaudited pro forma condensed combined financial data included in this prospectus is not intended to represent what our financial position is or results of operations would have been if the acquisitions had occurred on any particular date or to project our results of operations for any future period. Since the Company and each of the acquired businesses were not under common control or management for some of or any period presented, the unaudited pro forma condensed combined financial results may not be comparable to, or indicative of, future performance.

The unaudited pro forma condensed combined statements of operations included herein have been prepared pursuant to the rules and regulations of the SEC. Certain information and certain footnote disclosures normally included in financial statements prepared in accordance with U.S. GAAP have been condensed or omitted pursuant to these rules and regulations; however, management believes that the disclosures are adequate to make the information presented not misleading.

The unaudited pro forma condensed combined financial data does not reflect any cost savings, operating synergies or revenue enhancements that the combined company may achieve as a result of the acquisition, the costs to combine our operations and the acquisitions or the costs necessary to achieve these cost savings, operating synergies and revenue enhancements.

You should read the following tables in conjunction with the historical financial statements and related notes thereto appearing elsewhere in this prospectus.

Pro forma condensed combined statement of income

Year ended December 31, 2011

	Forum	Acquisitions(a)	Pro forma	Offering adjustments(b)	Pro forma, as adjusted
	(In thousands, except per share data)				
	(Unaudited)				
Net sales	\$ 1,128,131	\$ 117,614	\$ 1,245,745		\$ 1,245,745
Costs of sales	765,670	53,992	819,662		819,662
Gross profit	362,461	63,622	426,083	—	426,083
Selling, general and administrative expenses	186,774	23,047	209,821	—	209,821
Contingent consideration	12,100	—	12,100		12,100
Transaction expenses	3,608	(3,608)	—		—
(Gain) Loss on sale of assets	(634)	—	(634)		(634)
Income from operations	160,613	44,183	204,796	—	204,796
Interest expense, net	19,532	13,594	33,126	(7,835)	25,291
Other (income), net	378	(86)	292	—	292
Income before income taxes	140,703	30,675	171,378	7,835	179,213
Income tax expense	47,110	10,102	57,212	2,742	59,954
Net income	\$ 93,593	\$ 20,573	\$ 114,166	\$ 5,093	\$ 119,259
Less: Income attributable to noncontrolling interests	(251)	—	(251)	—	(251)
Net income attributable to common stockholders	\$ 93,342	\$ 20,573	\$ 113,915	\$ 5,093	\$ 119,008
Earnings per share:					
Basic	\$ 1.48		\$ 1.71		\$ 1.44
Diluted	\$ 1.38		\$ 1.61		\$ 1.37
Weighted average shares:					
Basic	63,270		66,674		82,639
Diluted	67,488		70,892		86,857

[Table of Contents](#)

Note 1. Pro forma adjustments related to the statements of income

(a) The following schedule presents the pro forma adjustments related to the inclusion of the acquisitions described above in the unaudited pro forma condensed combined financial data for the year ended December 31, 2011.

	One month ended January 31, 2011	Four months ended April 30, 2011	Five months ended May 31, 2011	Seven months ended July 31, 2011	Six months ended June 30, 2011							
	Wood Flowline	Phoenix	Specialist	Davis- Lynch	AMC Global(i)(j)	P-Quip(h)(i)	Cannon services	SVP	Acquisition adjustments	Ref.	Acquisitions combined	(In thousands)
Revenue	\$ 4,259	\$ 14,621	\$ 1,855	\$ 61,040	\$ 9,650	\$ 9,495	\$ 13,544	\$ 16,364	\$ (13,214)	(c)	\$ 117,614	
Cost of sales	2,559	9,933	993	27,726	2,402	5,406	5,633	12,006	(13,214)	(c)	53,992	
									548	(d)		
Gross profit	1,700	4,688	862	33,314	7,248	4,089	7,911	4,358	(548)		63,622	
Selling, general and administrative expenses	253	1,231	244	7,782	2,063	831	3,472	1,331	5,840	(e)	23,047	
Transaction expenses									(3,608)	(e)	(3,608)	
Income from operations	1,447	3,457	618	25,532	5,185	3,258	4,439	3,027	(2,780)		44,183	
Interest expense	16	—			—	—			13,578	(f)	13,594	
Other expense (income), net	—	24		(112)	2	—					(86)	
Income before income taxes	1,431	3,433	618	25,644	5,183	3,258	4,439	3,027	(16,358)		30,675	
Income tax expense	501	1,202	172	1,120	1,451	912	1,554	1,059	2,131	(g)	10,102	
Net Income	930	2,231	446	24,524	3,732	2,346	2,885	1,968	(18,489)		20,573	
Less: income attributable to noncontrolling interests											—	
Net income attributable to common stockholders	\$ 930	\$ 2,231	\$ 446	\$ 24,524	\$ 3,732	\$ 2,346	\$ 2,885	\$ 1,968	\$ (18,489)		\$ 20,573	

(b) The offering adjustments in the unaudited pro forma condensed combined statement of income for the year ended December 31, 2011 assume the application of \$50 million of net proceeds from the concurrent private placement and \$231.8 million of net proceeds from this offering to repay a portion of the outstanding indebtedness under the revolving portion of our senior secured credit facility. The resulting reduction of interest expense from the repayment of our senior secured credit facility was \$7.8 million for the year ended December 31, 2011. This resulting reduction of interest expense was calculated using the weighted average of the interest rates applicable to the borrowings under the various tranches of our senior secured credit facility as of December 31, 2011, which was 2.78%. If the net proceeds from the offering of our common stock increases or decreases by \$10 million, the amount of outstanding indebtedness under our senior secured credit facility that will be repaid will increase or decrease by \$10 million, as applicable, which would change pro forma interest expense by \$0.3 million for the year ended December 31, 2011. A one-eighth percentage point change in the interest rate would change pro forma interest expense by \$0.4 million for the year ended December 31, 2011. Additionally, if (1) the price at which we offer the shares of common stock to the public is above \$20.00, (2) the number of shares of common stock offered by us pursuant to this prospectus is less than 13,157,894 shares or (3) the number of shares of common stock offered by the selling stockholders pursuant to this prospectus

[Table of Contents](#)

exceeds 7,900,000, then Tinicum may elect not to purchase any shares of common stock or to buy only a portion of the shares offered to it in the concurrent private placement. See "Prospectus summary—The offering—Concurrent private placement."

(c) Intercompany revenue and cost of sales have been eliminated in the consolidation of the pro forma results. Certain acquired businesses have had sales to other entities within our Company prior to their acquisition by us. In the pro forma results, these sales are treated as intercompany sales and therefore have been eliminated in the consolidated total.

(d) Depreciation reflects the adjusted fixed assets assuming the acquisitions occurred January 1, 2011. Asset values were determined based upon third-party and internal appraisals. We estimated the average useful lives of the fixed assets to range from 7 to 30 years. The amount of depreciation related to this adjustment was approximately \$0.5 million for the pro forma condensed combined statements of income for the year ended December 31, 2011.

(e) Amortization of intangible assets has been reflected as if the intangible assets purchased as part of the business combinations had been acquired on January 1, 2011. The intangible assets include noncompete agreements, customer-related intangibles, backlog, patents and tradenames. For our significant acquisitions, asset values were determined based upon third-party appraisals. We estimated the remaining useful lives, ranging from 5 to 15 years, of all acquired intangible assets and amortized those assets over their estimated remaining useful lives. The amount of amortization related to this adjustment was approximately \$5.9 million for the pro forma condensed combined statement of income for the year ended December 31, 2011. Non-recurring transaction expenses of \$3.6 million related to acquisitions have been eliminated.

(f) Interest expense reflects the estimated interest related to the debt incurred for the acquisitions as if the acquisitions occurred January 1, 2011. The interest rate used in the pro forma adjustments for the year ended December 31, 2011 was the interest rate in effect at the time of each acquisition. The pro forma amount of interest expense for the debt related to the acquisitions for the year ended December 31, 2011 was approximately \$26.2 million. A 1/8% change in the variable rate of interest for the year ended December 31, 2011 would have reduced or increased net income by approximately \$0.4 million.

(g) In preparing the pro forma condensed combined statements of income for the year ended December 31, 2011, we used the statutory tax rate in effect for the applicable jurisdiction at the time of each acquisition.

(h) The historical profit and loss accounts and balance sheet of AMC and P-Quip have been prepared in accordance with generally accepted accounting principles in the United Kingdom ("UK GAAP"). Such principles differ in certain respects from generally accepted accounting principles in the United States ("US GAAP"). There were no significant differences between UK GAAP and US GAAP that would require adjustments within this pro forma financial data. Additionally, for the purpose of presenting the unaudited pro forma condensed combined financial data, the adjusted income statements of AMC and P-Quip for the period ended December 31, 2011 have been translated into U.S. dollars at the average rates for the period ended December 31, 2011.

(i) The currency exchange rates used to convert AMC and P-Quip's results of operations from British pound sterling to U.S. dollars for the six months ended June 30, 2011 was 1.62.

Selected historical consolidated financial data

You should read the following selected historical financial data in conjunction with "Unaudited pro forma condensed combined financial data," "Management's discussion and analysis of financial condition and results of operations" and our historical consolidated financial statements and related notes thereto included elsewhere in this prospectus. We believe that the assumptions underlying the preparation of our financial statements are reasonable. The financial data included in this prospectus may not be indicative of our future results of operations, financial position and cash flows.

The selected historical financial data as of December 31, 2010 and 2011 and for the years ended December 31, 2009, 2010 and 2011 are derived from our audited historical consolidated financial statements and related notes thereto included elsewhere in this prospectus. The selected historical data as of December 31, 2009 and for the year ended December 31, 2008 have been derived from our audited consolidated financial statements, which are not included in this prospectus. The selected historical financial data as of December 31, 2007 and 2008 and for the year ended December 31, 2007 have been derived from our unaudited consolidated financial statements, which are not included in this prospectus.

[Table of Contents](#)

	Year ended December 31,				
	2007 (unaudited)	2008	2009	2010	2011
(in thousands, except per share information)					
Income Statement Data:					
Net sales	\$ 635,077	\$ 972,551	\$ 677,378	\$ 747,335	\$ 1,128,131
Cost of sales	444,769	691,824	491,463	533,078	765,670
Gross profit	190,308	280,727	185,915	214,257	362,461
Operating expenses					
Selling, general and administrative expenses	93,694	146,943	128,562	141,441	186,774
Contingent consideration	—	—	—	—	12,100
Transaction expenses	—	—	—	—	3,608
Impairment of goodwill and other intangible assets	—	44,015	7,009	—	—
(Gain) loss on sale of assets	—	(619)	137	(461)	(634)
Total operating expenses	93,694	190,339	135,708	140,980	201,848
Income from operations	96,614	90,388	50,207	73,277	160,613
Other expense (income)					
Expenses related to the Combination	—	—	—	6,968	—
Deferred loan costs written off	—	—	—	6,082	—
Interest expense	21,718	24,704	19,451	18,189	19,532
Other, net	1,201	(2,065)	(1,088)	(2,308)	378
Total other expense	22,919	22,639	18,363	28,931	19,910
Income from continuing operations before income taxes	73,695	67,749	31,844	44,346	140,703
Provision for income tax expense	28,282	32,938	11,011	20,297	47,110
Income from continuing operations	45,413	34,811	20,833	24,049	93,593
Loss from discontinued operations, net of taxes	—	(396)	(1,342)	—	—
Net income	45,413	34,415	19,491	24,049	93,593
Less: Income attributable to noncontrolling interest	(95)	(39)	(155)	(111)	(251)
Net income attributable to common stockholders	\$ 45,318	\$ 34,376	\$ 19,336	\$ 23,938	\$ 93,342
Weighted average shares outstanding					
Basic	37,851	45,584	48,248	53,798	63,270
Diluted	38,591	46,657	48,914	54,316	67,488
Earnings per share					
Basic	\$ 1.20	\$ 0.75	\$ 0.40	\$ 0.44	\$ 1.48
Diluted	\$ 1.17	\$ 0.74	\$ 0.40	\$ 0.44	\$ 1.38

[Table of Contents](#)

(in thousands)	As of December 31,				
	2007	2008	2009	2010	2011
	(unaudited)	(unaudited)			
Balance Sheet Data:					
Cash and cash equivalents	\$ 32,687	\$ 19,941	\$ 26,894	\$ 20,348	\$ 20,548
Net property, plant and equipment	72,479	109,194	96,747	90,632	124,840
Total assets	822,400	961,022	840,226	818,332	1,607,315
Long-term debt	326,696	321,962	236,937	204,715	660,379
Total stockholders' equity	306,052	376,961	401,927	462,523	654,493

(in thousands)	Year ended December 31,				
	2007	2008	2009	2010	2011
	(unaudited)				
Other financial data:					
Net cash provided by operating activities	\$ 40,171	\$ 112,463	\$ 107,751	\$ 65,981	\$ 39,275
Net cash used in investing activities	\$ (388,350)	\$ (160,937)	\$ (10,914)	\$ (19,216)	\$ (550,114)
Net cash provided by / (used in) financing activities	\$ 369,797	\$ 58,871	\$ (94,532)	\$ (54,265)	\$ 510,148

Management's discussion and analysis of financial condition and results of operations

The following discussion and analysis of our financial condition and results of operations should be read in conjunction with "Selected historical consolidated financial data" and our financial statements and related notes appearing elsewhere in this prospectus. This discussion contains forward-looking statements based on our current expectations, estimates and projections about our operations and the industry in which we operate. Our actual results may differ materially from those anticipated in these forward-looking statements as a result of a variety of risks and uncertainties, including those described in this prospectus under "Cautionary note regarding forward-looking statements" and "Risk factors." We assume no obligation to update any of these forward-looking statements.

Overview

We are a global oilfield products company, serving the subsea, drilling, completion, production and infrastructure sectors of the oil and natural gas industry. We design and manufacture products, and engage in aftermarket services, parts supply and related services that complement our product offering. Our product offering and related services include a mix of highly engineered capital products and frequently replaced items that are consumed in the exploration and development of oil and natural gas reserves. We seek to design, manufacture and supply reliable, cost effective products that create value for our broad and diverse customer base, which includes oil and gas operators, land and offshore drilling contractors, well stimulation and intervention service providers, subsea construction and service companies, pipeline operators and refinery operators, among others. We believe that we differentiate ourselves from our competitors on the basis of the quality of our products, the level of related service and support we provide and the collaborative approach we take with our customers to help them solve critical problems.

On August 2, 2010, we completed the Combination, through which FOT, Global Flow, Triton, Allied and Subsea were combined and became Forum Energy Technologies, Inc. Prior to the Combination, SCF Partners, through two of its private equity funds, controlled a majority of the voting interests in each of FOT, Global Flow, Triton and Subsea. SCF also held a controlling position with respect to Allied by virtue of its ownership of a substantial portion of Allied's issued and outstanding common stock and its contractual right to fill a majority of the directors' seats comprising the Allied Board of Directors. As a result, the mergers consummated in connection with the Combination are accounted for using the reorganization accounting method for entities under common control. Under this method of accounting, the consolidated financial statements and the discussions herein include the operating results of FOT, Global Flow, Triton, Allied and Subsea from the date on which each became controlled by SCF, which was May 2005, June 2005, February 2007, August 2007 and January 2007, respectively.

We operate in two business segments:

- **Drilling and Subsea Segment.** We design and manufacture products and provide related services to the drilling, well construction, completion, intervention and subsea construction and services markets. Through this segment, we offer drilling products, including capital equipment and a broad line of products consumed in the drilling process; downhole products, including cementing and casing tools and a range of downhole protection solutions; and subsea products, including capital equipment, specialty components and tooling, and applied products

[Table of Contents](#)

for subsea pipelines. We also provide a broad suite of complementary subsea technical services and rental items.

- *Production and Infrastructure Segment.* We design and manufacture products and provide related equipment and services to the well stimulation, completion, production and infrastructure markets. Through this segment, we supply surface production and process equipment, specialty pipeline construction equipment, a broad range of industrial and process valves and well stimulation and flow equipment, as well as provide related support services.

2011 Acquisitions

We completed eight acquisitions in 2011, three of which are now included in the Production and Infrastructure Segment and five in the Drilling and Subsea Segment. The three Production and Infrastructure acquisitions comprise our new consumable flow equipment product line. For Drilling and Subsea, two of the acquisitions form our new downhole technologies line, two are additions to our drilling technologies offering, and one is an addition to subsea technologies offering.

We established our flow equipment platform in 2011 through the completion of three acquisitions. In February 2011, we acquired Wood Flowline Products, LLC ("WFP"), based out of Davis, Oklahoma, which sells flow equipment components used in fracturing and flowback operations and provides related inspection, recertification and refurbishment services. In April 2011, we acquired Phoinix Global LLC ("Phoinix"), based in Alice, Texas, which offers fluid ends for frac pressure pumps, plug valves, relief valves, chokes, manifolds, manifold trailers and flow equipment transport trucks. In July 2011, we acquired SVP Products ("SVP"), based in Odessa, Texas, which provides recertification and refurbishment of flow equipment used in the well stimulation and flowback processes. SVP added access to critical growth basins in North America and had previously served as a channel to market for WFP and Phoinix products. The SVP Acquisition helps tie WFP and Phoinix into a stronger single product line, and provides a broader geographic footprint and critical customer relationships.

We formed our downhole technologies platform in July 2011 through the acquisition of Cannon Services Ltd. ("Cannon"), based in Stafford, Texas, which provides standard and customized clamp and stamped metal protection systems used to shield downhole control lines and gauges during their installation and to provide protection during production enhancement operations.

We considerably strengthened our newly established position in the downhole market in July 2011 through the acquisition of Davis-Lynch LLC ("Davis-Lynch"), based in Pearland, Texas which increases our ability to offer the mission critical products used during the completion phase of oil and natural gas well construction. Davis-Lynch is a 64 year old market leading manufacturer of proprietary downhole cementing and casing products which designs, manufactures and provides a full range of centralizers, float equipment, stage cementing tools, inflatable packers, flotation collars, cementing plugs, fill and circulation tools for running casing, casing hangars and surge reduction equipment.

We completed two acquisitions in 2011 to add to our drilling technologies capabilities. In July 2011, we acquired AMC Global Group, Ltd. ("AMC"), based in Aberdeen, Scotland, which designs and manufactures specialized torque equipment for tubular connections, including high torque stroking units, fully rotational torque units, portable torque units for field deployment and related control systems, and provides aftermarket service. Simultaneously, we acquired P-Quip, Ltd. ("P-Quip"), based in Kilbirnie, Scotland, which is a manufacturer of proprietary mud pump

[Table of Contents](#)

fluid end assemblies, mud pump rod systems, liner retention systems, valve cover retention systems and other drilling flow control products. Both the AMC and P-Quip product lines serve to enhance the safety and efficiency of modern drilling operations. They are complementary to our focus on tubular handling and drilling flow control products.

In May 2011, we completed the Specialist Acquisition, which enhanced our subsea technologies offering. Specialist designs and manufactures or assembles specialized ROV tooling for sale and rental and is based in Aberdeen, Scotland.

There are factors related to the businesses we have acquired that may result in lower net profit margins on a going-forward basis, primarily due to fact that several of these acquired businesses were pass-through entities for federal income tax purposes and the fact that we have recorded higher depreciation and amortization expense than the prior owner.

For federal income tax purposes, several of the businesses we acquired during the year ended December 31, 2011 were treated as pass-through entities (e.g., partnerships or Subchapter S corporations) which are subject to U.S. federal income tax at the owner or shareholder level and not at the entity level. As a result, the historical financial statements of these acquired businesses prior to the date of our acquisition did not record accruals for federal income tax expense. All of our operations, including these acquired companies after the date of their acquisition, are subject to federal income taxes in the U.S. at the statutory 35% rate. These accrued federal income taxes reduce the net income we will report from these businesses.

With respect to our accrual for depreciation and amortization expense, we are required to account for the acquired assets on a fair market value basis. Often the fair market value is greater than the carrying value of the assets, which results in an increase in the amount subject to depreciation and amortization in periods following the acquisition. The most significant component of this increase is typically the portion of the purchase price allocable to amortizable intangibles, which are disclosed in the notes to our financial statements. The increased accruals for depreciation and amortization expense will reduce the net income we will report from these businesses in the future relative to the impact such depreciation and amortization expense would have had on the financial results of the previous owners.

For additional information regarding our 2011 Acquisitions, please read Note 3 to our audited consolidated financial statements included elsewhere in this prospectus.

Evaluation of operations

We manage our operations through the two business segments described above. We have focused on implementing financial reporting and controls at all of our operations to accelerate the availability of critical information necessary to support informed decision making. We use a number of financial and non-financial measures to routinely analyze and evaluate, on a segment and corporate level, the performance of our business, including the following:

- Safety;
- Revenue growth;
- Gross margin percentage;
- Selling, general and administrative expenses as a percentage of total revenue;
- Operating income and operating margin percentage;
- Earnings per share; and
- Free cash flow.

[Table of Contents](#)

At the beginning of each year, we establish annual, quarterly and monthly plans for each product line based on our assessment of market conditions and opportunities. We reevaluate and update these plans on at least a quarterly basis.

Safety. We measure safety by tracking the total recordable incident rate ("TRIR"), which is reviewed on a monthly basis. TRIR is a measure of the rate of recordable workplace injuries, defined below, normalized and stated on the basis of 100 workers for an annual period. The factor is derived by multiplying the number of recordable injuries in a calendar year by 200,000 (i.e., the total hours for 100 employees working 2,000 hours per year) and dividing this value by the total hours actually worked in the year. A recordable injury includes occupational death, nonfatal occupational illness and other occupational injuries that involve loss of consciousness, restriction of work or motion, transfer to another job, or medical treatment other than first aid.

Revenue growth. We compare actual revenue achieved each month to the most recent estimate for that month and to the annual plan for the month established at the beginning of the year. We monitor our revenue to analyze trends in the relative performance of each of our product lines as compared to standard revenue drivers or market metrics applicable to that product. We are particularly interested in identifying positive or negative trends and investigating to understand the root causes. We also evaluate changes in the mix of products sold and the resultant impact on reported gross margins.

Gross margin percentage. We define gross margin percentage as our gross margin, or net sales minus cost of sales, divided by our net sales. Our management continually evaluates our consolidated gross margin percentage and our gross margin percentage by segment to determine how each segment is performing. This metric aids management in capital resource allocation and pricing decisions.

Selling, general and administrative expenses as a percentage of total revenue. Selling, general and administrative expenses include payroll related costs for sales, marketing, administrative, accounting, information technology, certain engineering and human resources functions; audit, legal and other professional fees; insurance; franchise taxes not based on income; travel and entertainment; advertising and promotions; bad debt expense; and other office and administrative related costs. Our management continually evaluates the level of our selling, general and administrative expenses in relation to our revenue and makes appropriate changes in light of activity levels to preserve and improve our profitability while meeting the on-going support and regulatory requirements of the business.

Operating income and operating margin percentage. We define operating income as revenue less cost of goods sold less selling, general and administrative expenses. We define our operating margin percentage as operating income divided by revenue. These metrics assist management in evaluating the performance of each segment as a whole, especially to determine whether the amount of administrative burden is appropriate to support current business activity levels.

Earnings per share. We calculate fully-diluted earnings per share as prescribed under GAAP, that is net income divided by common shares outstanding, giving effect for the assumed exercise of all outstanding options and warrants with a strike price less than the average fair value of the shares over the period covered for the calculation. We believe this measure is important as it reflects the sum total of operating results and all attendant capital decisions, showing in one number the amount earned for the stockholders of our Company.

[Table of Contents](#)

Free cash flow. We define free cash flow as net income, increased by non-cash charges included in net income (e.g., depreciation and amortization and deferred income taxes), increased or decreased by changes in net working capital, less capital expenditures. We believe that this measure is important because it encompasses both profitability and capital management in evaluating results. Free cash flow represents the business' contribution in the generation of funds available to pay debt outstanding, invest in other areas, or return funds to our stockholders.

General trends and outlook

Sales of our products and services are driven primarily by traditional energy industry activity indicators, which include current and expected commodity prices, drilling rig counts, well completions and workover activity, geological characteristics of producing wells, which determine the intensity of services provided per well, oil and gas production levels, and customers' capital budgets. Oil and gas prices and the level of customer activity have been characterized by significant volatility in recent years. Oil and gas prices fell from previously historic levels beginning in mid-2008 and continued into 2009. As a result of the economic downturn that began in 2008 and the resulting decrease in commodity prices, customers significantly curtailed capital spending throughout 2009. Global economies generally improved and stabilized in 2010 and, as a result of rising expectations for energy demand and steady increases in oil prices from the depressed levels witnessed in 2009, our customers substantially increased their capital spending in 2010 and the first half of 2011. More recently, there has been a substantial decrease in North American natural gas prices, which has resulted in a drop in drilling activity in areas that primarily produce dry gas, such as the Haynesville shale basin in Louisiana, the Fayetteville shale gas basin in Arkansas and the dry gas portion of the Marcellus shale basin in the Northeast. We have seen a decrease in activity from customers who conduct operations in those areas, some of whom previously provided substantial revenues to us. A continuation of these low natural gas prices, or a further weakening of them, could cause customers, whose operations are heavily concentrated in these natural gas shale basins, to curtail drilling and reduce our revenues further from these areas. Conversely, the price of oil has strengthened recently, and drilling activity appears to have increased in areas with significant oil or liquids production. This increase in activity appears to have offset the decrease in dry gas areas, though it is unclear that such increases can continue to offset the decreased North American activity in dry natural gas areas.

We believe other drivers of industry demand should remain favorable in most of our geographic markets. In addition to increased capital spending in the oil and gas industry generally, we have also identified the following trends in the oil and gas industry that we believe will positively affect our business in the coming years: (i) the increasing complexity of well construction, (ii) the growing service intensity associated with unconventional resources, (iii) the increasing investment in subsea equipment and related services, (iv) the heightened focus on product maintenance and certification, (v) the recovery in global drilling activity and new rig replacement cycle and (vi) the development of heavy oil reserves in Canada. For more information regarding these industry trends, see "Business—Current trends in our industry." Our customer targeting efforts, informal and formal product development projects, aftermarket service offerings and mergers and acquisitions initiatives are focused on enhancing our exposure to these trends.

Any decrease in commodity prices or in the capital spending programs of our customers would adversely impact our business, financial condition or results of operations. Please see "Risk factors—We derive a substantial portion of our revenues from companies in or affiliated with the

[Table of Contents](#)

oil and natural gas industry, a historically cyclical industry, with levels of activity that are significantly affected by the levels and volatility of oil and natural gas prices. As a result, this cyclical nature may cause fluctuations in our revenues and results of our operations."

Factors affecting the comparability of our pro forma and our future results of operations to our historical results of operations

Our pro forma results of operations and our future results of operations may not be comparable to our historical results of operations for the periods presented, primarily for the reasons described below:

- The historical consolidated financial statements included in this prospectus are based on the separate businesses of FOT, Global Flow, Triton, Allied and Subsea for the periods prior to the Combination. As a result, the historical financial data may not give you an accurate indication of what our actual results would have been if the Combination had been completed at the beginning of the periods presented or of what our future results of operations are likely to be.
- Since the Combination, we have grown our business both organically and through strategic acquisitions. We have expanded and diversified our product portfolio and business lines with the acquisition of eight businesses in 2011 for a total consideration (net of cash acquired) of approximately \$578 million. These acquisitions accounted for 57% of our pro forma net income and 47% of our pro forma Adjusted EBITDA for the year ended December 31, 2011. The historical financial data for prior years does not include the results of any of the acquired companies for the periods presented and, as such, does not give you an accurate indication of what our future results are likely to be.
- As we integrate the acquired companies and further implement controls, processes and infrastructure to operate in compliance with the regulatory requirements applicable to companies with publicly traded shares, it is likely that we will incur incremental selling, general and administrative expenses relative to historical periods.

Our future results will depend on our ability to efficiently manage our combined operations and execute our business strategy.

[Table of Contents](#)

Results of operations

	Year ended December 31,		
	2009	2010	2011
(in thousands of dollars, except per share information)			
Revenue:			
Drilling and Subsea	\$ 455,019	\$ 474,306	\$ 659,430
Production and Infrastructure	222,359	273,029	468,701
Total revenue	\$ 677,378	\$ 747,335	\$ 1,128,131
Cost of sales:			
Drilling and Subsea	\$ 325,147	\$ 327,848	\$ 433,836
Production and Infrastructure	166,316	205,230	331,834
Total cost of sales	\$ 491,463	\$ 533,078	\$ 765,670
Gross profit:			
Drilling and Subsea	\$ 129,872	\$ 146,458	\$ 225,594
Production and Infrastructure	56,043	67,799	136,867
Total gross profit	\$ 185,915	\$ 214,257	\$ 362,461
Selling, general and administrative expenses:			
Drilling and Subsea	\$ 86,101	\$ 92,924	\$ 107,667
Production and Infrastructure	42,461	45,186	58,870
Corporate	—	3,331	20,237
Total selling, general and administrative expenses	\$ 128,562	\$ 141,441	\$ 186,774
Impairment of goodwill and intangible assets			
Drilling and Subsea	\$ 5,545	\$ —	\$ —
Production and Infrastructure	1,464	—	—
Total impairment of goodwill and intangible assets	\$ 7,009	\$ —	\$ —
Operating income:			
Drilling and Subsea	\$ 38,226	\$ 53,534	\$ 117,927
Production and Infrastructure	12,118	22,613	77,997
Corporate	—	(3,331)	(20,237)
Total segment operating income	\$ 50,344	\$ 72,816	\$ 175,687
Contingent consideration	—	—	(12,100)
Transaction expenses	—	—	(3,608)
Gain/(loss) on sale of assets	(137)	461	634
Income from operations	50,207	73,277	160,613
Interest expense, net	19,451	18,189	19,532
Expenses related to the Combination	—	6,968	—
Deferred loan costs written off	—	6,082	—
Other (income) expense, net	(1,088)	(2,308)	378
Income before income taxes	31,844	44,346	140,703
Income tax expense	11,011	20,297	47,110
Loss from discontinued operations, net of taxes	1,342	—	—
Net income	19,491	24,049	93,593
Income (loss) attributable to non-controlling interest	(155)	(111)	(251)
Income attributable to common stockholders	\$ 19,336	\$ 23,938	\$ 93,342
Weighted average shares outstanding			
Basic	48,248	53,798	63,270
Diluted	48,914	54,316	67,488
Earnings per share			
Basic	\$ 0.40	\$ 0.44	\$ 1.48
Diluted	\$ 0.40	\$ 0.44	\$ 1.38

Year ended December 31, 2011 compared to year ended December 31, 2010

Revenue

Our revenue for the year ended December 31, 2011 increased \$381 million, or 51.0%, compared to the year ended December 31, 2010. For the year ended December 31, 2011, our Drilling and Subsea Segment and our Production and Infrastructure Segment comprised 58.5% and 41.5% of our total revenue, respectively, compared to 63.5% and 36.5%, respectively, for the year ended December 31, 2010. The revenue increase by operating segment was as follows:

Drilling and Subsea Segment—Revenue increased \$185.1 million, or 39.0%, to \$659.4 million during the year ended December 31, 2011 compared to the year ended December 31, 2010. The increase in revenue over 2010 was primarily due to the following:

- \$92.3 million of this increase was revenue from the acquisitions of AMC, P-Quip, Davis- Lynch, Cannon and Specialist.
- \$72.1 million of this increase was from increased drilling products sales attributable to higher drilling activity in the United States and Canada as reflected by the 21.5% increase in the average North American drilling rig count between the two periods. The higher revenue related to land rigs was in line with the higher rig count, partially offset by a \$6.5 million decrease in sales of capital equipment for new offshore rig construction.
- \$20.7 million of this increase was from higher subsea product and services sales. Offshore pipeline services revenue increased by \$6 million primarily due to a significant project in Australia during 2011. Late in the fourth quarter of 2010, we introduced ROVDrill, a new subsea sampling and data acquisition system, which produced \$4.3 million in revenue in 2011. Our offshore rental products business achieved 36% higher revenue, reporting \$10.6 million more in 2011 than 2010 due to increased demand for these products.

Production and Infrastructure Segment—Revenue increased \$195.7 million, or 71.7%, to \$468.7 million during the year ended December 31, 2011 compared to the year ended December 31, 2010. The increase in revenue over 2010 was primarily due to the following:

- \$116.8 million of the increase was from the three acquisitions in 2011 that make up our new flow equipment product line.
- \$52.8 million of the increase was increased production equipment sales, which was generated from a combination of higher capital spending for surface production equipment by existing customers and the addition of sales to new customers.
- \$26.1 million of the increase was valve solutions due to increased project orders and sales in the upstream market, and an increase in our Canadian market presence.

Cost of sales and gross margin percentage

Our overall cost of sales increased \$232.6 million, or 43.6%, for the year ended December 31, 2011 compared to the year ended December 31, 2010. Overall gross margin percentage for the year ended December 31, 2011 was 32.1% compared to 28.7% for the year ended December 31, 2010.

Drilling and Subsea Segment—Cost of sales increased \$106 million, or 32.3%, for the year ended December 31, 2011 compared to the year ended December 31, 2010 primarily due to increased

[Table of Contents](#)

shipments, including \$45.8 million attributable to the AMC, P-Quip, Davis-Lynch and Cannon acquisitions. Drilling and Subsea gross margin percentage for the year ended December 31, 2011 was 34.2% compared to 30.9% for the year ended December 31, 2010. The increase in gross margin percentage resulted from efficiencies achieved on higher production volumes and the benefit of the higher margins provided by the product lines acquired in the 2011 Acquisitions.

Production and Infrastructure Segment—Cost of sales increased \$126.6 million, or 61.7%, for the year ended December 31, 2011 compared to the year ended December 31, 2010 primarily due to the \$72.3 million attributable to the acquisitions making up our flow equipment product line and increased product shipments. Gross margin percentage improved for the year ended December 31, 2011 to 29.2% from 24.8% for the year ended December 31, 2010. The increase in segment gross margin percentage resulted from efficiencies achieved on higher production volumes and the acquisition of the higher margin flow equipment product line.

Selling, general and administrative expenses

Selling, general and administrative expenses increased \$45.3 million, or 32.1%, for the year ended December 31, 2011 compared to the year ended December 31, 2010. As a percentage of revenue, selling, general and administrative expenses declined to 16.6% for the year ended December 31, 2011 from 18.9% for the year ended December 31, 2010. The reasons for the increase in selling, general and administrative expenses by segment and for Corporate were as follows:

Drilling and Subsea Segment—Selling, general and administrative expenses for this segment increased by \$14.7 million, or 15.9%, for the year ended December 31, 2011 compared to the year ended December 31, 2010, of which \$16.4 million is attributable to the AMC, P-Quip, Davis-Lynch, Cannon and Specialist acquisitions and is offset by various reductions in the administrative costs at the Subsea locations. As a percentage of revenue, these expenses declined to 16.3% for the year ended December 31, 2011 from 19.6% in the year ended December 31, 2010. The reduction was achieved by keeping administrative costs effectively constant during a period of increased production.

Production and Infrastructure Segment—Selling, general and administrative expenses for this segment increased \$13.7 million, or 30.3%, for the year ended December 31, 2011 compared to the year ended December 31, 2010. The increase in expenses was due to payroll related costs incurred to support higher activity levels, especially for production equipment, and approximately \$8.2 million was attributable to expenses incurred by the newly acquired flow equipment product line. As a percentage of revenue, these expenses declined to 12.6% for the year ended December 31, 2011 from 16.5% in the year ended December 31, 2010. The reduction was achieved by keeping administrative costs effectively constant during a period of increased production.

Corporate—Selling, general and administrative expenses for Corporate were \$20.2 million for the year ended December 31, 2011 compared to \$3.3 million for the year ended December 31, 2010. Corporate costs began to be separately reported in third quarter of 2010 as a result of the Combination of the legacy entities. Prior to the Combination, Corporate expenses were not shown separately as these similar costs prior to the Combination were imbedded in the segment results of the combined legacy entities. Corporate costs included, among other items, payroll related costs for general management and management of finance and administration, legal, human resources and information technology; professional fees for legal, accounting and related services; and marketing costs.

[Table of Contents](#)

Operating income and operating margin percentage

Operating income increased \$102.9 million, or 141%, for the year ended December 31, 2011 compared to the year ended December 31, 2010. Overall operating margin percentage for the year ended December 31, 2011 was 15.6% compared to 9.7% for the year ended December 31, 2010.

Drilling and Subsea Segment—Operating income increased \$64.4 million, or 120%, for the year ended December 31, 2011, compared to the year ended December 31, 2010. Operating margin percentage increased to 17.9% for the year ended December 31, 2011 from 11.3% for the year ended December 31, 2010. Operating margin percentage increased primarily because of lower selling, general and administrative expenses as a percentage of revenue as well as higher gross profit margins between periods.

Production and Infrastructure Segment—Operating income increased \$55.4 million, or 245%, for the year ended December 31, 2011, compared to the year ended December 31, 2010. Operating margin percentage increased to 16.6% for the year ended December 31, 2011 from 8.3% for the year ended December 31, 2010. All product lines contributed to the increased operating income and operating margin percentage primarily due to the higher revenue.

Interest expense

We incurred \$19.5 million of interest expense during the year ended December 31, 2011, an increase of \$1.3 million from the year ended December 31, 2010. The increase in interest expense was attributable to higher debt levels in the second half of 2011 due to borrowings for acquisitions. In August 2010, we redeemed the mandatorily redeemable preferred stock of Global Flow, eliminating preferred dividends classified as interest expense.

Taxes

Tax expense includes current income taxes expected to be due based on taxable income to be reported during the periods in the various jurisdictions in which we conduct business, and deferred income taxes based on changes in the tax effect of temporary differences between the bases of assets and liabilities for financial reporting and tax purposes at the beginning and end of the respective periods. The effective tax rate, calculated by dividing provision for income tax expense by income from continuing operations before income taxes, was 45.7% and 33.5% for the years ended December 31, 2010 and 2011, respectively. The tax provision for the 2011 fiscal year is lower than the 2010 fiscal year primarily due to nonrecurring expenses incurred as part of the Combination in 2010 included in profit before taxes, but not deductible for tax purposes.

Year ended December 31, 2010 compared to year ended December 31, 2009

Revenue

Our revenue for the year ended December 31, 2010 increased \$70 million, or 10.3%, compared to the year ended December 31, 2009. For the year ended December 31, 2010, our Drilling and Subsea Segment and our Production and Infrastructure Segment comprised 63.5% and 36.5% of our total revenue, respectively, compared to 67.2% and 32.8%, respectively, for the year ended December 31, 2009. The revenue increase by operating segment was as follows:

Drilling and Subsea Segment—Revenue increased \$19.3 million, or 4.2%, to \$474.3 million during the year ended December 31, 2010 compared to the year ended December 31, 2009. Revenue in the

[Table of Contents](#)

drilling product lines increased by approximately \$22.1 million, primarily as a result of the approximately 45% increase in the average North American drilling rig count between the two periods. Orders for drilling products to be used on land rigs did not accelerate until the second half of 2010, as customers exhausted their existing consumables inventories in the first half of the year and as their ability to use equipment and supplies from previously stacked rigs diminished in the face of higher rig utilization. This revenue increase attributable to improvements in the land rig market was partially offset by a reduction in sales of manifolds and cranes used on offshore rigs.

Production and Infrastructure Segment—Revenue increased \$50.7 million, or 22.8%, to \$273 million during the year ended December 31, 2010 compared to the year ended December 31, 2009. The increase in revenue from sales of production equipment and valve products was approximately \$37.9 million and \$12.8 million, respectively. The increase in production equipment revenue was attributable to improved market conditions, the increased sales due to an enhancement of an existing product line for approximately \$20.4 million, the successful addition of several new customers for approximately \$9.3 million and expansion into new geographic markets in the United States for approximately \$4 million. The increase in valve products revenue was attributable to improved market conditions.

Cost of sales and gross margin percentage

Our overall cost of sales increased \$41.6 million, or 8.5%, for the year ended December 31, 2010 compared to the year ended December 31, 2009. Overall gross margin percentage for the year ended December 31, 2010 was 28.7% compared to 27.4% for the year ended December 31, 2009.

Drilling and Subsea Segment—Cost of sales increased \$2.7 million, or 0.8%, for the year ended December 31, 2010 compared to the year ended December 31, 2009 due to increases in shipments as reflected in higher revenue. Gross margin percentage for the year ended December 31, 2010 was 30.9% compared to 28.5% for the year ended December 31, 2009. The increase in gross margin percentage resulted primarily from efficiencies achieved on increased production of our drilling products and from implementation of manufacturing process improvements for certain of our drilling products, in particular our catwalk systems and blowout preventers.

Production and Infrastructure Segment—Cost of sales increased \$38.9 million, or 23.4%, for the year ended December 31, 2010 compared to the year ended December 31, 2009 due to increases in shipments as reflected in higher revenue. Gross margin percentage was down slightly for the year ended December 31, 2010 to 24.8% compared to 25.2% for the year ended December 31, 2009. The slight decrease was attributable to lower margins on the mix of valves sold during 2010, partially offset by cost controls implemented in 2009, that remained in place during 2010.

Selling, general and administrative expenses

Selling, general and administrative expenses increased \$12.9 million, or 10.0%, for the year ended December 31, 2010 compared to the year ended December 31, 2009. As a percentage of revenue, selling, general and administrative expenses decreased slightly to 18.9% for the year ended December 31, 2010 from 19.0% for the year ended December 31, 2009. The increase in selling, general and administrative expenses by segment and for corporate was as follows:

Drilling and Subsea Segment—Selling, general and administrative expenses increased \$6.8 million, or 7.9%, for the year ended December 31, 2010, compared to the year ended December 31, 2009. As a percentage of revenue, these expenses increased to 19.6% for the year ended December 31, 2010 from 18.9% in the year ended December 31, 2009. The increase in these expenses exceeded

[Table of Contents](#)

revenue growth due to: (1) costs incurred to close the Jupiter, Florida ROV manufacturing facility; and (2) additional stock-based compensation expense related to the Combination.

Production and Infrastructure Segment—Selling, general and administrative expenses increased \$2.7 million, or 6.4%, for the year ended December 31, 2010, compared to the year ended December 31, 2009. As a percentage of revenue, these expenses declined to 16.5% for the year ended December 31, 2010 from 19.1% in the year ended December 31, 2009. The increase in dollar costs was due to increased payroll-related expenses to support activity, especially for production equipment as this product line was introduced into new geographic locations.

Corporate—Selling, general and administrative expenses for corporate was \$3.3 million for the year ended December 31, 2010. Corporate costs are not shown separately prior to the Combination as these similar costs were imbedded in the segment results of the legacy companies before August 2, 2010.

Operating income and operating margin percentage

Drilling and Subsea Segment—Operating income increased \$15.3 million, or 40.0%, during the year ended December 31, 2010 compared to the year ended December 31, 2009. Operating margin percentage increased to 11.3% for 2010 compared to 8.4% for 2009. The increases in operating income and operating margins primarily resulted from higher gross margins during 2010 as compared to 2009, offset slightly by the increase in selling, general and administrative costs for the same period. Additionally, a loss of \$5.5 million was recognized during the year ended December 31, 2009 for impairment of goodwill caused by the change in market conditions and declining operating results and outlook related to certain subsea product lines.

Production and Infrastructure Segment—Operating income increased \$10.5 million, or 86.6%, during the year ended December 31, 2010 compared to the year ended December 31, 2009 primarily due to the increased revenue as discussed above. Operating margin percentage increased to 8.3% in the year ended December 31, 2010 from 5.4% in 2009 as a result of efficiencies achieved on the higher activity levels and overall selling, general and administrative costs rising at a lesser rate than revenue. Further, a loss of \$1.5 million was recognized during the year ended December 31, 2009 for impairment of certain trademark intangible assets.

Interest expense

We incurred \$18.2 million of interest expense during the year ended December 31, 2010, a decrease of \$1.3 million from the year ended December 31, 2009. This decrease was attributable to a reduction in total debt from approximately \$289.9 million at the end of 2009 to \$208 million at the end of 2010, partially offset by increased amortization of approximately \$1.8 million of upfront loan costs in connection with the execution of our senior secured credit facility.

Taxes

The effective tax rate, calculated by dividing total tax expense by income before income taxes, was 45.7% for the year ended December 31, 2010 and 34.5% for the year ended December 31, 2009. The tax rate for 2010 is higher than for 2009 primarily due to certain expenses incurred as part of the Combination included in profit before taxes not being deductible for tax purposes. In addition, our U.S. statutory rate in 2010 is 35% while several of the legacy companies in the Combination were taxed at a statutory rate of 34% in 2009 due to the size of their respective operations.

Liquidity and capital resources

Sources and uses of liquidity

Our internal sources of liquidity are cash on hand and cash flows from operations, while our primary external sources include our senior secured credit facility described below, trade credit and sales of our common stock. Our primary uses of capital have been for acquisitions, ongoing maintenance or growth capital expenditures, inventories and sales on credit to our customers. We continually monitor potential capital sources, including equity and debt financing, to meet our investment and target liquidity requirements. Our future success and growth will be highly dependent on our ability to continue to access outside sources of capital.

Our total 2012 capital expenditure budget is \$62.7 million, which consists of, among other items, investments in expanding our rental fleet of subsea equipment, expanding certain manufacturing facilities and purchasing of machinery and equipment, as well as maintenance capital expenditures of approximately \$20.0 million. This budget does not include expenditures for potential business acquisitions.

While we budgeted \$60.2 million for the year ended December 31, 2011, the actual amount of capital expenditures incurred was \$41.2 million, and the balance of \$19.0 million is included in the budget for 2012. These expenditures were funded from borrowings under our senior secured credit facility and internally generated funds. We believe the net proceeds from this offering and the concurrent private placement, together with cash flows from operations and additional borrowings under our senior secured credit facility, should be sufficient to fund our capital requirements for 2012.

Although we do not budget for acquisitions, pursuing growth through acquisitions is a significant part of our business strategy. We expanded and diversified our product portfolio and business lines with the acquisition of eight businesses in 2011 for a total consideration (net of cash acquired) of approximately \$578 million. We used cash on hand and borrowings under our senior secured credit facility to finance these acquisitions. We continue to actively review acquisition opportunities on an ongoing basis. Our ability to make significant additional acquisitions for cash will require us to obtain additional equity or debt financing, which we may not be able to obtain on terms acceptable to us or at all.

On August 2, 2010, we entered into a senior secured revolving credit facility, under which we could borrow up to \$450 million. Effective June 29, 2011, we amended our revolving credit facility to, among other things, increase the commitment to \$750 million. On October 4, 2011, we amended and restated the credit agreement governing our revolving credit facility to, among other things, convert \$300 million of indebtedness thereunder to a term loan and decrease the revolving commitment thereunder to \$600 million, and to extend the facility's maturity to October 2016. For more information regarding our revolving credit facility, see "—Our senior secured credit facility."

[Table of Contents](#)

Our cash flows for the years ended December 31, 2009, 2010 and 2011 are presented below (in millions):

	Year ended December 31,		
	2009	2010	2011
Net cash provided by operating activities	\$ 107.8	\$ 66.0	\$ 39.3
Net cash used in investing activities	(10.9)	(19.2)	(550.1)
Net cash provided by/(used in) financing activities	(94.5)	(54.3)	510.1
Net increase (decrease) in cash and cash equivalents	7.0	(6.5)	0.2
Free cash flow (unaudited)	92.7	46.4	(1.9)

A reconciliation of free cash flow to cash flow from operating activities is as follows (in millions):

	Year ended December 31,		
	2009	2010	2011
Free cash flow-Reconciliation:			
Cash flow from operating activities	\$ 107.8	\$ 66.0	\$ 39.3
Capital expenditures for property and equipment	(15.1)	(19.6)	(41.2)
Free cash flow	\$ 92.7	\$ 46.4	\$ (1.9)

Cash flows provided by operating activities

Net cash provided by operating activities was \$39.3 million for the year ended December 31, 2011 and \$66 million for the year ended December 31, 2010. This \$26.7 million reduction in operating cash flow is primarily due to increases in certain working capital items due to higher business activity levels, including:

- a decrease in operating cash flow of \$90.6 million in 2011 was due to increased investment in inventories, excluding opening balances of acquired companies, as we strategically stocked our products in regional distribution centers in order to meet the increased demand;
- a decrease in operating cash flow of \$62.4 million in 2011 was attributable to increases in accounts receivable, excluding opening balances of acquired companies, primarily as a result of higher sales volumes; while there were not material changes in our policies for granting credit terms to our customers, the average collection period for accounts receivable did increase in 2011, at least partially due to extended credit terms on sales through international agents in an acquired business; and
- an increase in operating cash flow of \$42.1 million due to increases in accounts payable, deferred revenue and other accrued liabilities.

These decreases in operating cash flow were partially offset by the \$69.6 million increase in net income from the year ended December 31 2010 to the year ended December 31, 2011, primarily due to higher revenue and increased profit margins in 2011.

Net cash provided by operating activities was \$66 million for the year ended December 31, 2010 and \$107.8 million for the year ended December 31, 2009. This \$41.8 million reduction in operating cash flow was primarily due to the significant changes in market conditions, with our business contracting during the global economic downturn in 2009, allowing for reductions in our investments in working capital, and a return to growth with modest investments in working capital during 2010 as the economy recovered.

[Table of Contents](#)

Our operating cash flows are sensitive to a number of variables, the most significant of which is the level of drilling and production activity for oil and natural gas reserves. These activity levels are in turn impacted by the volatility of oil and natural gas prices, regional and worldwide economic activity and its effect on demand for hydrocarbons, weather, infrastructure capacity to reach markets and other variable factors. These factors are beyond our control and are difficult to predict. For additional information on the impact of changing prices on our financial position, see "—Quantitative and qualitative disclosures about market risk" below.

Cash flows used in investing activities

Net cash used in investing activities was \$550.1 million and \$19.2 million for the years ended December 31, 2011 and December 31, 2010, respectively, a \$530.9 million increase. Of this increase, \$510 million was used to fund the cash portion of consideration for our eight acquisitions, while the remaining amount was primarily attributable to increased investments in property and equipment. Other than capital required for acquisitions, we expect to fund all maintenance and other growth capital expenditures from our current cash on hand and from internally generated funds.

Net cash used in investing activities of \$19.2 million for the year ended December 31, 2010 was \$8.3 million higher than for the year ended December 31, 2009. The increase was primarily attributable to increased investments in property and equipment as market conditions improved.

Cash flows provided by financing activities

Net cash provided by financing activities was \$510.1 million for the year ended December 31, 2011, primarily from net draws on our senior secured credit facility of \$458.4 million and proceeds from stock issuances of \$57 million. Net cash used in financing activities was \$54.3 million for the year ended December 31, 2010, which was primarily attributable to a net pay down on our long-term debt of \$83.4 million and our repurchase of \$25 million of our common stock in conjunction with the Combination, offset by proceeds from stock issuances of \$64.9 million. The remaining use of cash was primarily for debt issue costs.

Net cash used in financing activities was \$94.5 million for the year ended December 31, 2009. For the year ended December 31, 2009, we had a net pay down of long-term debt of \$94.5 million from internally generated cash flows from operations.

Our senior secured credit facility

We have an amended and restated senior secured credit facility (the "credit agreement") with Wells Fargo Bank, National Association, as Administrative Agent, and certain other financial institutions. The credit agreement provides for a \$300 million term loan and a \$600 million revolving credit facility, including up to \$75 million for letters of credit and up to \$25 million in swingline loans, and matures in October 2016. Subject to the terms of the credit agreement, we have the ability to increase the commitments under the credit agreement by \$100 million.

Effective June 29, 2011, we amended our senior secured credit facility to, among other things, increase the commitment to \$750 million. On October 4, 2011, we amended and restated the credit agreement to, among other things, convert \$300 million of indebtedness thereunder to a term loan and decrease the revolving commitment thereunder to \$600 million, and to extend the facility's maturity to October 2016. As of March 26, 2012, we had \$665 million of borrowings

[Table of Contents](#)

under our senior secured credit facility and \$5.4 million of outstanding letters of credit and capacity to borrow an additional \$229.7 million under the revolving portion of our senior secured credit facility.

It is anticipated that future borrowings under the credit agreement will be available for working capital and general corporate purposes, for permitted mergers and acquisitions, and for permitted distributions. It is anticipated that the senior secured credit facility under the credit agreement will be available to be drawn on and repaid during the term thereof so long as we are in compliance with the terms of the credit agreement, including certain financial covenants.

The credit agreement contains various covenants that, among other things, limit our ability to grant certain liens, make certain loans and investments, make distributions, enter into mergers or acquisitions unless certain conditions are satisfied, enter into hedging transactions, change our lines of business, prepay certain indebtedness, enter into certain affiliate transactions or engage in certain asset dispositions. Additionally, the credit agreement limits our ability to incur additional indebtedness with certain exceptions.

The credit agreement also contains financial covenants, which, among other things, require us, on a consolidated basis, to maintain specified financial ratios or conditions summarized as follows:

- Total funded debt to adjusted EBITDA (defined as the "Leverage Ratio" in the credit agreement) of not more than 3.75 to 1.0 for fiscal quarters ending through December 31, 2012, 3.50 to 1.0 for fiscal quarters ending from January 1, 2013 through December 31, 2013, 3.25 to 1.0 for fiscal quarters ending from January 1, 2014 through December 31, 2014 and 3.00 to 1.0 for fiscal quarters ending thereafter (provided that following any senior, unsecured high yield note issuance by the Company, the maximum Leverage Ratio test will be 4.00 to 1.00 for each fiscal quarter after such issuance);
- EBITDA to interest expense (defined as the "Interest Coverage Ratio" in the credit agreement) of not less than 3.0 to 1.0; and
- Following any senior, unsecured high yield note issuance by the Company, total secured funded debt to EBITDA (defined as the "Senior Secured Leverage Ratio" in the credit agreement) of not more than 2.50 to 1.00.

We were in compliance with the aforementioned financial covenants at December 31, 2011.

Under the credit agreement, EBITDA is defined to generally exclude the effect of non-cash items, and to give pro forma effect to acquisitions and non-ordinary course asset sales (with adjustments to EBITDA of the acquired businesses or related to the sold assets to be made in accordance with the guidelines for pro forma presentations set forth by the SEC or in a manner otherwise reasonably acceptable to the Administrative Agent under the credit agreement). All of the obligations under the credit agreement are secured by first priority liens (subject to permitted liens) on substantially all of the assets of the Company and its domestic restricted subsidiaries, with exceptions for real property and certain other assets set forth in the credit agreement. Additionally, all of the obligations under the credit agreement are guaranteed by the wholly-owned domestic subsidiaries of the Company.

We have the ability to elect the interest rate applicable to borrowings under the credit agreement. Interest under the credit agreement may be determined by reference to (1) the London interbank offered rate, or LIBOR, plus an applicable margin between 1.75% and 3.00% per annum (with the

[Table of Contents](#)

applicable margin depending upon our ratio of total funded debt to EBITDA) or (2) the Adjusted Base Rate plus an applicable margin between 0.25% and 1.50% per annum (with the applicable margin depending upon our ratio of total funded debt to EBITDA). The Adjusted Base Rate will be equal to the highest of (1) the Federal Funds Rate, as published by the Federal Reserve Bank of New York, plus one half of 1.0%, (2) the prime rate of Wells Fargo Bank, National Association, as established from time to time at its principal U.S. office and (3) daily LIBOR for an interest period of one-month plus 1.0%. The weighted average interest rate at December 31, 2011 on all outstanding principal amounts of indebtedness under our senior secured credit facility was 2.78%.

Interest is payable quarterly for base rate loans and at the end of applicable interest periods for LIBOR loans, except that if the interest period for a LIBOR loan is longer than three months, interest is paid at the end of each three-month period.

If an event of default exists under the credit agreement, the lenders have the right to accelerate the maturity of the obligations outstanding under the credit agreement and exercise other rights and remedies. Each of the following constitutes an event of default under the credit agreement:

- Failure to pay any principal when due or any interest, fees or other amount within certain grace periods;
- Representations and warranties in the credit agreement or other loan documents being incorrect or misleading in any material respect;
- Failure to perform or otherwise comply with the covenants in the credit agreement or other loan documents, subject, in certain instances, to grace periods;
- Impairment of security under the loan documents affecting collateral having a fair market value in excess of \$5 million;
- The actual or asserted invalidity of any material provisions of the guarantees of the indebtedness under the credit agreement;
- Default by us or our restricted subsidiaries on the payment of any other indebtedness with a principal amount in excess of \$20 million, any default in the performance of any obligation or condition with respect to such indebtedness beyond the applicable grace period if the effect of the default is to permit or cause the acceleration of the indebtedness, or such indebtedness will be declared due and payable prior to its scheduled maturity;
- Bankruptcy or insolvency events involving us or our restricted subsidiaries;
- The entry, and failure to pay, of one or more adverse judgments in excess \$20 million, upon which enforcement proceedings are commenced or that are not stayed pending appeal; and
- The occurrence of a change in control (as defined in the credit agreement).

This offering will not constitute a change in control so long as no "person" or "group" (as such terms are used in Sections 13(d) and 14(d) of the Securities Exchange Act of 1934 with certain exclusions) other than SCF becomes the beneficial owner, directly or indirectly, of 33% or more of our voting stock.

We have entered into derivative contracts to hedge our exposure to interest rate fluctuations on \$97.5 million of the debt outstanding at December 31, 2011. See "—Quantitative and qualitative disclosures about market risk" below for details regarding these contracts.

[Table of Contents](#)**Obligations and commitments**

Our debt, lease and financial obligations as of December 31, 2011 will mature and become due and payable according to the following table (amounts in thousands of U.S. dollars):

	2012	2013-2015	2016	After 2016	Total
Senior secured credit facility	\$ —	\$ —	\$363,694	\$ —	\$363,694
Term loan	3,750	82,500	213,750	—	300,000
Other debt	1,426	195	240	—	1,861
Derivative liability	185	1,588	—	—	1,773
Operating leases	13,444	21,703	3,838	13,961	52,946
Letters of credit	3,808	156	205	—	4,169
Total	\$22,613	\$106,142	\$581,727	\$13,961	\$724,443

Critical accounting policies and estimates

The discussion and analysis of our financial condition and results of operations are based upon our consolidated financial statements, which have been prepared in accordance with accounting principles generally accepted in the United States. The preparation of our financial statements requires us to make estimates and assumptions that affect the reported amounts of assets, liabilities, revenues and expenses and related disclosure of contingent assets and liabilities. Certain accounting policies involve judgments and uncertainties to such an extent that there is a reasonable likelihood that materially different amounts could have been reported under different conditions, or if different assumptions had been used. We evaluate our estimates and assumptions on a regular basis. We base our estimates on historical experience and various other assumptions that are believed to be reasonable under the circumstances, the results of which form the basis for making judgments about the carrying values of assets and liabilities that are not readily apparent from other sources. Actual results may differ from these estimates and assumptions used in preparation of our consolidated financial statements. We provide expanded discussion of our more significant accounting policies, estimates and judgments below. We believe that these accounting policies reflect our more significant estimates and assumptions used in preparation of our consolidated financial statements.

Revenue recognition

The substantial majority of our revenue is recognized when the associated goods are shipped and title passes to the customer or when services have been rendered, as long as all of the criteria for recognition described in Note 2 to our consolidated financial statements have been met. The only revenue recognition criteria requiring judgment on these sales is assurance of collectability. We carefully evaluate creditworthiness of our customers before extending payment terms other than cash upfront, and historically we have not incurred significant losses for bad debt.

Revenue generated from long-term contracts, typically longer than six months in duration, is recognized on the percentage-of-completion method of accounting. Approximately 10% of our 2011 revenue was accounted for on this basis. There are significant estimates and judgments involved in recognizing revenue over the term of the contract. We generally recognize revenue and cost of goods sold each period based upon the advancement of the work-in-progress. The percentage complete is determined based on the ratio of costs incurred to date to total estimated costs for the project. The percentage-of-completion method requires management to

[Table of Contents](#)

calculate reasonably dependable estimates of progress towards completion and total contract costs. Each period these long-term contracts are reevaluated and may result in upward or downward revisions in estimated total costs, which are accounted for in the period of the change to reflect a catch up adjustment for the cumulative impact from inception of the contract to date in the period of the revision. Whenever revisions of estimated contract costs and contract value indicates that the contract costs will exceed estimated revenue, thus creating a loss, a provision for the total estimated loss is recorded in that period.

Revenue from the rental of equipment or providing of services is recognized over the period when the asset is rented or services are rendered and collectability is reasonably assured. Rates for asset rental and service provision are priced on a per day, per man hour, or similar basis. There are typically delays in receiving some field tickets reporting utilization of equipment or personnel requiring us to make estimates for revenue recognition in the period. In the following period, these estimates are adjusted to actual field tickets received late.

Fair value of common stock

In connection with the Combination, the fair value of FOT's common stock was determined using common market pricing principles. This valuation was reviewed by an independent valuation firm utilizing similar principles which rendered fairness opinions in connection with the approval of the Combination by the boards of directors or independent special committees, as applicable, of each of the combining companies. Following the completion of the Combination, we developed a methodology to consistently value our stock on a regular basis to support a variety of corporate and strategic activities. Among these activities are public company benchmarking, accounting for share-based compensation awards and valuing the total purchase price for acquisitions when our shares comprise a part of the consideration. We use the same fair value for our common stock in effect at any particular time across each of these corporate and strategic activities. The methodology we developed used common market pricing principles to produce a fair value per share of common stock that reflects equity market pricing fundamentals, industry activity levels, our business and financial performance and our organizational maturity. This methodology was designed to be robust enough to be applied in a consistent manner at each evaluation point to reflect developments in our industry, while at the same time being simple enough so as to minimize management judgment or bias in the calculation of the fair value of our stock.

Our management presented this methodology and the resulting fair value of our common stock to our board of directors at its first regularly scheduled meeting following the Combination for its review and approval. Since the approval of this methodology by the board of directors, management has presented the calculation of the fair value using the same methodology to the board of directors for its review and approval at each subsequent regularly scheduled board meeting, and in July 2011 after we completed a number of acquisitions simultaneously. Management and our board of directors monitor developments at our company and are prepared to reevaluate and modify the fair value of our common stock in the event that other such significant developments warrant such a reevaluation and modification between regularly scheduled board meetings.

The basic tenets of our methodology are as follows:

- *General concept.* We use normalized comparable public company trading multiples and apply those multiples to our corresponding financial results and financial projections in order to calculate an implied equity value. We then apply an illiquidity discount to that implied equity value and use that adjusted implied equity value to calculate the fair value per share.

[Table of Contents](#)

- *Use of public company comparables.* Our board of directors reviewed and approved a group of comparable public companies whose equity market pricing reflected the market's view on key sector, geographic and product type exposure fundamentals similar to those that drive our business. Our board of directors regularly reviews with management the group of comparable companies used for purposes of this analysis and has made modifications to the group of comparable public companies when, in its discretion, such companies were no longer valid comparables or when market data about a company is no longer available. Otherwise, we use the same group of public company comparables each time we perform the fair value methodology.
- *Normalization.* In order to mitigate short term volatility, our methodology averages four identical sets of trading multiples of the comparable public companies over different periods of time. The four periods of time include a current set of multiples and a set from each of the prior three quarters. This helps mitigate short term volatility of the underlying multiples and the resulting impact on the fair value of our common stock while still taking into account changes in the perceptions of the public markets of the fair value of other companies in our industry.
- *Selected multiples and weighting.* Our methodology uses a weighted mix of EBITDA and book value multiples from our public company comparables. We further average the following time periods for each EBITDA-based multiple: (1) prior calendar year; (2) trailing twelve months; (3) current calendar year forecast; and (4) forward two calendar year forecasts. We also average the following book value multiples: (1) enterprise value to adjusted book value; (2) enterprise value to tangible adjusted book value; and (3) market value of equity to book value of equity. Each of these sets of multiples are averaged across the normalization periods described above to produce a time series average multiple for the applicable metric across the applicable period and applied against our corresponding financial results.
- *Illiquidity discount.* Because our common stock is not publicly traded, common valuation practice dictates that we apply an illiquidity discount to the implied equity value produced by the public company multiples we use in our fair value methodology. This illiquidity discount also refers to the discount investors typically apply to the equity value of a company completing its initial public offering relative to established publicly traded peers, subject to changing capital market environments. Historically we utilized an illiquidity discount of 30% through the February 2011 board meeting. Our board of directors approved this illiquidity discount on the basis of its belief that, in a sale of our common stock in an arms-length transaction, such a discount to the value of our common stock would be applied by the buyer due to the lack of liquidity in the stock and the low prospects for liquidity of that stock in the near term. Commencing with the fair value determination at the meeting of our board of directors in May 2011, the illiquidity discount was reduced to 20%. This reflected our board of directors belief that the prospects for the creation of a liquid market in the near to medium term had been enhanced as a result of our consideration of this offering and our increased organizational maturity. At the same time, our board of directors recognized that there were substantial risks associated with the completion of a transaction that provided liquidity to the holders of our common stock. Thus, our board of directors concluded that it was still appropriate to apply a liquidity discount to the implied equity value of our company. At the board of directors meeting in August 2011, the illiquidity discount was returned to 30%. This was decided in order to reflect: (1) the uncertainty over the timing of this offering due to heightened concerns over the possibility of a return to recession in the world economy, and

[Table of Contents](#)

(2) our assessment that potential public investors of companies like ours were becoming more risk averse, which we believed could impact the valuations of less seasoned companies with a less liquid flotation of shares. Our board of directors reaffirmed this view at our regularly scheduled meetings in December 2011 and February 2012.

We have applied this methodology consistently since the Combination.

Share-based compensation

We account for awards of share-based compensation at fair value on the date granted to employees and recognize the compensation expense in the financial statements over the requisite service period. Fair value of the share-based compensation was measured using the Black-Scholes model for most of the outstanding options and a binomial model for certain share-based compensation instruments issued by one of the legacy companies. These models require assumptions and estimates for inputs, especially the estimate of the volatility in the value of the underlying share price, that affect the resultant values and hence the amount of compensation expense recognized. We determine the estimate of volatility periodically based on the averages for the stocks of comparable publicly traded companies.

Inventories

Inventory, consisting of finished goods and materials and supplies held for resale, is carried at the lower of cost or market. We continuously evaluate our inventories, based on an analysis of stocking levels, historical sales experience and future sales forecasts, to determine obsolete, slow-moving and excess inventory. While we have policies for calculating and recording reserves against inventory carrying values, we exercise judgment in establishing and applying these policies.

Business combinations, goodwill and other intangible assets

Goodwill acquired in connection with business combinations represents the excess of consideration over the fair value of net assets acquired. Certain assumptions and estimates are employed in determining the fair value of assets acquired, evaluating the fair value of liabilities assumed, as well as in determining the allocation of goodwill to the appropriate reporting unit. These estimates may be affected by factors such as changing market conditions, technological advances in the oil and natural gas industry or changes in regulations governing that industry. The most significant assumptions requiring the most judgment involve identifying and estimating the fair value of intangible assets and the associated useful lives for establishing amortization periods. To finalize purchase accounting for significant acquisitions, we utilize the services of independent valuation specialists to assist in the determination of the fair value of acquired intangible assets.

There are also significant judgments involved in estimating the value of any contingent purchase consideration, for example, additional cash or stock consideration to be earned based on the future results of the acquired business. The value of this potential additional consideration is required to be estimated and recorded as part of the purchase accounting for the acquisition in the period when the transaction is effective. Each quarter these estimates must be reevaluated based on actual results achieved and changes in circumstances, and the contingent consideration marked-to-market with any change in value reflected in profit and loss for the period.

[Table of Contents](#)

For goodwill and intangible assets with indefinite lives, an assessment for impairment is performed annually or whenever an event indicating impairment may have occurred. We typically complete our annual impairment test for goodwill and other indefinite-lived intangibles using an assessment date of December 31. Goodwill is reviewed for impairment by comparing the carrying value of each reporting unit's net assets, including allocated goodwill, to the estimated fair value of the reporting unit. As of December 31, 2011, we had six reporting units. We determine the fair value of our reporting units using a discounted cash flow approach. Determining the fair value of a reporting unit requires judgment and the use of significant estimates and assumptions. Such estimates and assumptions include revenue growth rates, future operating margins, the weighted average cost of capital, and future market conditions, among others. We believe that the estimates and assumptions used in our impairment assessments are reasonable. If the reporting unit's carrying value is greater than its fair value, a second step is performed whereby the implied fair value of goodwill is estimated by allocating the fair value of the reporting unit in a hypothetical purchase price allocation analysis. We recognize a goodwill impairment charge for the amount by which the carrying value of goodwill exceeds its reassessed fair value. At December 31, 2011, we performed our annual impairment test on each of our reporting units and concluded that there had been no impairment because the estimated fair values of each of those reporting units substantially exceeded its carrying value.

In the third quarter of 2010, we implemented a change in accounting estimate to adjust the useful lives of certain of our customer relationship and distributor relationship intangible assets. This change resulted in an approximately \$2.2 million reduction in the amortization expense in the year ended December 31, 2010, and an increase to net income of \$1.4 million (or \$0.03 per diluted share). We extended the useful lives of these intangible assets based on positive changes in customer attrition rates and due to several factors pursuant to the Combination which further strengthen these relationships.

Income taxes

We follow the liability method of accounting for income taxes. Under this method, deferred income tax assets and liabilities are determined based upon temporary differences between the carrying amounts and tax bases of our assets and liabilities at the balance sheet date, and are measured using enacted tax rates and laws that will be in effect when the differences are expected to reverse. We record a valuation reserve whenever management believes that it is more likely than not that any deferred tax asset will not be realized. We must apply judgment in assessing the realizability of deferred tax assets, including estimating our future taxable income, to predict whether a future cash tax reduction will be realized from the deferred tax asset. Any changes in the valuation allowance due to changes in circumstances and estimates are recognized in income tax expense in the period the change occurs.

The accounting guidance for income taxes requires that we recognize the financial statement benefit of a tax position only after determining that the relevant tax authority would more likely than not sustain the position following an audit. If a tax position meets the "more likely than not" recognition criteria, the accounting guidance requires the tax position be measured at the largest amount of benefit greater than 50% likely of being realized upon ultimate settlement. If management determines that likelihood of sustaining the realization of the tax benefit is less than or equal to 50%, then the tax benefit is not recognized in the financial statements.

We have operations in countries other than the United States. Consequently, we are subject to the jurisdiction of a number of taxing authorities. The final determination of tax liabilities

[Table of Contents](#)

involves the interpretation of local tax laws, tax treaties, and related authorities in each jurisdiction. Changes in the operating environment, including changes in tax law or interpretation of tax law and currency repatriation controls, could impact the determination of our tax liabilities for a given tax year.

Property and equipment

Property and equipment is stated at cost less accumulated depreciation. Depreciation is computed using the straight-line method based on the estimated useful lives of assets, generally 3 to 19 years. We have established standard lives for certain classes of assets.

We review long-lived assets for potential impairment whenever events or changes in circumstances indicate that the carrying amount of a long-lived asset may not be recoverable. In performing the review for impairment, future cash flows expected to result from the use of the asset and its eventual disposal are estimated. If the undiscounted future cash flows are less than the carrying amount of the assets, the asset is impaired. The amount of the impairment is measured as the difference between the carrying value and the estimated fair value of the asset. The fair value is determined either through the use of an external valuation, or by means of an analysis of discounted future cash flows based on expected utilization. The impairment loss recognized represents the excess of the assets carrying value as compared to its estimated fair value.

Effective January 1, 2010, we implemented a change in accounting estimate to adjust the useful lives of marine electronic survey equipment held for rent. This change resulted in an approximately \$3.2 million reduction in the depreciation expense in the year ended December 31, 2010, an increase to net income of \$2.1 million (or \$0.04 per diluted share). We extended the useful lives of these long-lived assets based on our review of their historical service lives, technological improvements in the assets and proven longer useful mechanical and technical lives.

Recognition of provisions for contingencies

In the ordinary course of business, we are subject to various claims, suits and complaints. We, in consultation with internal and external advisors, will provide for a contingent loss in the consolidated financial statements if it is probable that a liability has been incurred at the date of the consolidated financial statements and the amount can be reasonably estimated. If it is determined that the reasonable estimate of the loss is a range and that there is no best estimate within the range, provision will be made for the lower amount of the range. Legal costs are expensed as incurred.

An assessment is made of the areas where potential claims may arise under the contract warranty clauses. Where a specific risk is identified and the potential for a claim is assessed as probable and can be reasonably estimated, an appropriate warranty provision is recorded. Warranty provisions are eliminated at the end of the warranty period except where warranty claims are still outstanding. The liability for product warranty is included in other accrued liabilities on the consolidated balance sheet.

Recent accounting pronouncements

In May 2011, the Financial Accounting Standards Board ("FASB") expanded the fair value measurements and disclosures guidance about items marked to fair value that are categorized within Level 3 of the fair value hierarchy to include qualitative explanations of the valuation

[Table of Contents](#)

methodology used and sensitivity analysis of the inputs into the valuation. The amendment also requires that items that are not measured at fair value, but for which the fair value is disclosed, also disclose the level in the fair value hierarchy in which those items were categorized. This pronouncement is effective for us for the fiscal year beginning January 1, 2012. The adoption of this pronouncement will not have a material effect on our consolidated financial statements.

In June 2011, the FASB issued an update to Accounting Standards Codification Topic 220, "Presentation of Comprehensive Income" ("ASC Topic 220"). This update provides that an entity that reports items of other comprehensive income has the option to present comprehensive income in either 1) a single statement that presents the components of net income and total net income, the components of other comprehensive income and total other comprehensive income, and a total for comprehensive income; or 2) a two-statement approach which presents the components of net income and total net income in a first statement, immediately followed by a financial statement that presents the components of other comprehensive income, a total for other comprehensive income, and a total for comprehensive income. The option in current GAAP that permits the presentation of other comprehensive income in the statement of changes in equity was eliminated. The guidance will be applied retrospectively and is effective for us for annual periods beginning on January 1, 2012. Early adoption is permitted. The adoption of this guidance will not have a material impact on our financial statements.

In September 2011, the FASB amended the Intangibles - Goodwill and Other Topic of the ASC that allows an entity to make a qualitative assessment to determine whether further impairment testing on goodwill is necessary. If, after assessing the relevant information, an entity determines it is more likely than not that the fair value is more than the carrying amount, the quantitative impairment test is not required. If an entity determines it is more likely than not that the fair value is less than the carrying amount, then the quantitative impairment test is required. This pronouncement is effective for annual and interim goodwill impairment tests performed for fiscal years beginning after December 15, 2011. We will adopt this pronouncement for the fiscal year beginning January 1, 2012 and do not expect this pronouncement to have a material effect on our consolidated financial statements.

Off-balance sheet arrangements

As of December 31, 2011, we had no off-balance sheet instruments or financial arrangements, other than operating leases entered into in the ordinary course of business.

Inflation

Global inflation has been relatively low in recent years and did not have a material impact on our results of operations during 2010 and 2011. Although the impact of inflation has been insignificant in recent years, it is still a factor in the global economy and we tend to experience inflationary pressure on the cost of raw materials and components used in our products.

Quantitative and qualitative disclosures about market risk

We are currently exposed to market risk from changes in foreign currency and changes in interest rates. From time to time, we may enter into derivative financial instrument transactions to manage or reduce our market risk, but we do not enter into derivative transactions for speculative purposes. A discussion of our market risk exposure in financial instruments follows.

[Table of Contents](#)

Non-U.S. currency exchange rates

In certain regions, we conduct our business in currencies other than the U.S. dollar and the functional currency is the applicable local currency. We operate primarily in the U.S., Canadian and UK markets, and as a result our primary exposure to fluctuations in currency exchange rates relates to fluctuations between the U.S. dollar and each of the Canadian dollar, the British pound sterling, and, then, to a lesser degree, the Mexican Peso, the Euro and the Singapore dollar. In countries in which we operate in the local currency, the effects of currency fluctuations are largely mitigated because local expenses of such operations are also generally denominated in the local currency. However, there may be instances in which costs and revenue will not be matched with respect to currency denomination and we may experience economic loss and a negative impact on earnings or net assets solely as a result of foreign currency exchange rate fluctuations. To the extent that we continue our expansion on a global basis, management expects that increasing portions of revenue, costs, assets and liabilities will be subject to fluctuations in foreign currency valuations.

Assets and liabilities for which the functional currency is the local currency are translated using the exchange rates in effect at the balance sheet date, resulting in translation adjustments that are reflected as accumulated other comprehensive income in the stockholders' equity section on our balance sheet. We recorded an adjustment of approximately \$4.9 million to decrease our equity account for the year ended December 31, 2011 to reflect the net impact of the weakening of other applicable currencies against the U.S. dollar, most of which reflected the relative weakening of the Canadian dollar and the British pound sterling.

Interest rates

We are subject to interest rate risk on our floating interest rate borrowings. Floating rate debt, where the interest rate fluctuates periodically, exposes us to short-term changes in market interest rates.

While all of the long-term debt outstanding under our senior secured credit facility is structured on floating interest rate terms, approximately 85% of our long-term debt outstanding as of December 31, 2011 was effectively subject to fully floating interest rate terms after giving effect to derivative hedging arrangements. A one percentage point increase in the interest rates on our long-term debt outstanding under our senior secured credit facility and term loan as of December 31, 2011 would cause a \$5.6 million pre-tax annual increase in interest expense.

Hedging and use of derivative instruments

We utilize interest rate derivative instruments to hedge our exposure to variable cash flows on a portion of our floating rate debt (i.e., cash flow hedges). These instruments are not used for trading or speculative purposes. We record the fair value of these interest rate derivative instruments on our balance sheet as either derivative assets or derivative liabilities, as applicable.

Fair value was estimated using a discounted cash flow approach. Of these derivative instruments, \$54 million qualified for hedge accounting during the year ended December 31, 2011 as they reduce the interest rate risk of the underlying hedged item and were formally designated by us as cash flow hedges at inception. These expired in March and November 2011. These derivative instruments result in financial impacts that are inversely correlated to those of the items being hedged. Since the terms of the hedged item and the instruments substantially coincide, the

[Table of Contents](#)

hedge is expected to offset changes in expected cash flows due to fluctuations in the variable rate and, therefore, we currently do not expect any ineffectiveness. Changes in the fair value of the instruments designated as cash flow hedges are deferred in accumulated other comprehensive income, net of tax, to the extent the contracts are effective as hedges, until settlement of the underlying hedged transaction. If the necessary correlation ceases to exist or if physical delivery of the hedged item becomes improbable, we would discontinue hedge accounting and apply mark-to-market accounting, with any changes in the fair values of the derivative instruments then recognized in earnings. Amounts paid or received from interest rate derivative instruments are charged or credited to interest expense and matched with the cash flows and interest expense of the debt being hedged, resulting in an adjustment to the effective interest rate.

During the year ended December 31, 2011, we had interest rate swap agreements to convert variable interest payments related to \$34 million of debt to fixed interest payments. These swaps expired in March and November 2011 and had a fixed rate of 4.9%, plus the applicable margin. During the year ended December 31, 2011, we also had an interest rate collar arrangement to reduce the variability in interest payments related to \$20 million of floating rate debt. This interest rate collar instrument expired in November 2011 and had a floor interest rate of 4.4%, plus the applicable margin, and a cap interest rate of 5.4%, plus the applicable margin.

Approximately \$104 million of our swaps were not identified and designated for hedge accounting at inception. Of these swaps, \$75 million expire in August 2013 and have a fixed rate of 1.83% plus the applicable margin and \$29 million of the swaps expire in March 2012 and has a fixed rate of 1.99%, plus the applicable margin. These derivatives are recorded at fair value, which is measured using the market approach valuation technique. At December 31, 2010, the fair value of the swap agreements was recorded as a long-term liability of \$2.2 million. At December 31, 2011, the fair value of the swap agreements was recorded as a current and long-term liability of \$0.2 million and \$1.6 million, respectively. Related to these swaps, we recorded \$0.4 million as interest income and \$0.4 million of interest expense in the year ended December 31, 2010 and 2011, respectively. After giving effect to all the derivative instruments we had as of December 31, 2011, the net effective interest rate under our senior secured credit facility was 3.1%.

The counterparties to our interest rate derivative instruments are major international financial institutions with investment grade credit ratings.

Business

Our company

We are a global oilfield products company, serving the subsea, drilling, completion, production and infrastructure sectors of the oil and natural gas industry. We design and manufacture products and also engage in aftermarket services, parts supply and related services that complement our product offering. Our product offering and related services include a mix of highly engineered capital products and frequently replaced items that are consumed in the exploration and development of oil and natural gas reserves. In 2011, approximately 40% of our pro forma revenue was derived from the sale of capital products, while approximately 53% was derived from consumable products, spare parts or aftermarket services, with the balance of the revenue coming from rental or other sources. Our capital products are directed at drilling rig new build, upgrade and refurbishment projects; subsea construction and development services; the placement of production equipment on a per well basis and downstream capital projects. Our highly engineered systems are critical components used on drilling rigs or in the course of subsea operations, while our consumable products are vital to maintaining efficient and safe operations at well sites, within the supporting infrastructure and at processing centers and refineries. Our revenues are generated throughout land and offshore markets and across several international regions, with 39% of our 2011 pro forma revenue derived outside of the United States.

We seek to design, manufacture and supply reliable, cost effective products that create value for our broad and diverse customer base, which includes oil and gas operators, heavy oil producers, land and offshore drilling contractors, well service, stimulation and intervention providers, subsea construction and service companies, land and offshore pipeline construction companies, pipeline and refinery operators. Other customers include land and offshore mining companies, telecommunication companies, offshore renewable wind farm operators, government agencies and scientific research organizations. We believe that we differentiate ourselves from our competitors on the basis of the quality of our products, the level of related service and support we provide and the collaborative approach we take with our customers to help them solve critical problems. Our goal is to be the supplier of choice for our customers by offering innovative, reliable and cost effective products, and by investing in long-term relationships that add value to our customers' operations.

Our business consists of two segments:

Drilling and Subsea Segment. We design and manufacture products and provide related services to the drilling, well construction, completion, intervention and subsea construction and services markets. This segment contributed \$755 million, or 61% to our 2011 pro forma revenue.

- *Subsea technologies.* We design and manufacture subsea capital equipment; specialty components and tooling; and applied products for subsea pipelines; and we also provide a broad suite of complementary subsea technical services and rental items. We have a core focus on the design and manufacture of unmanned submarines known in the industry as ROVs as well as other specialty subsea vehicles. We believe that our Perry and Sub-Atlantic vehicle brands are among the most respected in the industry. Our related technical services complement our vehicle offering by providing the market with a broad selection of critical product solutions and rental items that enhance our customers' ability to operate in harsh subsea environments. We have a long tradition of working with customers to develop innovative product solutions to address the increasingly complex challenges of deepwater operations.

[Table of Contents](#)

- *Downhole technologies.* We design and manufacture downhole products that serve the well construction and production enhancement markets. Among the products we supply are proprietary Davis-Lynch cementing and casing tools, such as float equipment, stage tools and inflatable packers, as well as Cannon downhole protection solutions for permanent gauges, SSSV control lines, ESP cabling and other downhole control lines and flatpacks.
- *Drilling technologies.* We provide both drilling consumables and capital equipment, including powered and manual tubular handling equipment, specialized torque equipment, customized offline crane systems, drilling data acquisition management systems, pumps, valves, manifolds, drilling fluid-end components, pressure control equipment for both coiled tubing and wireline well intervention operations and a broad line of items consumed in the drilling process. We have a core focus on products that enhance our customers' handling of tubulars on the drilling rig. Our drilling capital equipment offering is concentrated on targeted, high value added products and equipment where we have identified a clear market opportunity, such as our Wrangler branded catwalks and iron roughnecks.

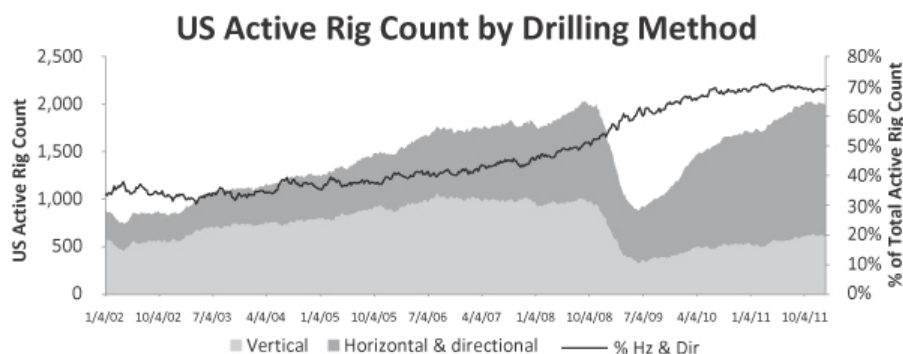
Production and Infrastructure Segment. We design and manufacture products and provide related equipment and services to the well stimulation, completion, production and infrastructure markets. This segment contributed \$491 million, or 39% to our 2011 pro forma revenue.

- *Flow equipment.* We design, manufacture and provide flow equipment to the well stimulation, testing and flowback markets. Our product offering includes the critical components typically found in the flow equipment train from the well stimulation pressure pump to the manifold at the wellhead. These components routinely encounter high pressures, requiring frequent refurbishment or replacement. We also provide related flow equipment recertification and refurbishment services, which are critical to the safe and reliable operation of well completion activities.
- *Production equipment.* We design, manufacture and provide engineered process systems and related field services from the wellhead to inside the refinery fence. Once a well has been drilled, completed and brought on stream, we provide the well operator-producer with the process equipment necessary to make the oil or gas ready for transmission. Our engineered product offering includes a broad range of separators, packaged production systems, tanks, pressure vessels, skidded vessels with gas measurement, modular process plants, headers and manifolds. We also provide specialty pipeline construction equipment on a rental basis.
- *Valve solutions.* We design, manufacture and provide a wide range of industrial valves that principally serve the upstream, midstream and downstream markets of the oil and gas value chain. We provide a comprehensive suite of ball, gate, globe, check and butterfly valves across a wide range of sizes and applications. Our manufacturing and supply chain systems enable us to design and produce high-quality, engineered valves, as well as provide standardized products, while maintaining competitive pricing and minimizing capital requirements.

Current trends in our industry

We are currently focused on the following trends that we believe will positively affect our business in the coming years. The majority of these are secular growth trends that we believe will outpace general industry growth.

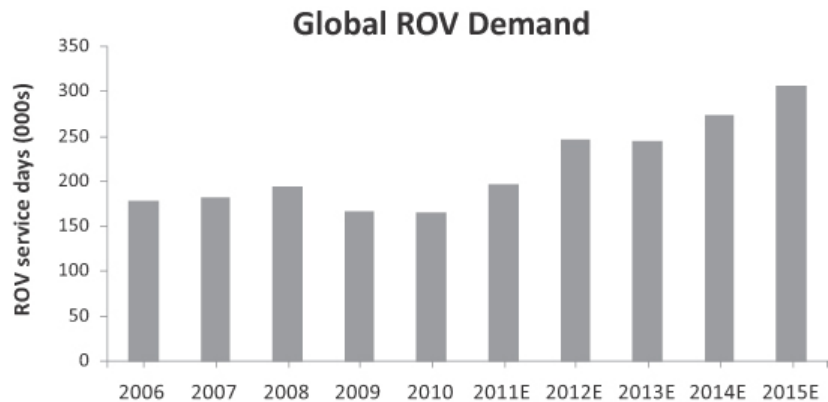
- Increasing complexity of well construction.** As conventional sources of oil and gas are depleted, our industry continues to develop new well construction technologies and techniques that allow operators to recover more hydrocarbons from each well and make previously uneconomic reservoirs profitable. These techniques, most pronounced in the global deepwater and North American land market, include drilling deeper, more highly deviated well paths generally employing more complex completion practices from the surface and downhole. This trend is driving demand for new products and equipment that are specifically designed to address these new requirements. As these practices mature and spread to international markets, we believe that the market for the associated products and technologies could significantly expand.
- Growing service intensity associated with unconventional resources.** The dramatic growth in the development of unconventional shale and tight sand formations, principally in North America, is placing increasing demands on service equipment. In the U.S., 60% of the active land rigs, as of March 23, 2012, were drilling horizontal wells, the well path best suited to developing shale and tight sands, compared to 20% of the active land rigs as of five years ago, according to data from Baker Hughes. Horizontal wells are typically accompanied by well stimulation processes involving hydraulic fracturing, which continue to grow in intensity as the number of fracturing stages increases. This change in development activity requires investment in new equipment to address the unique demands of these resource plays and places a much greater strain on drilling and completion equipment, which results in shorter replacement cycles for capital equipment and consumables, and drives greater demand for maintenance and refurbishment activity. The demands often vary from basin to basin, which we believe affords us opportunities to develop localized products solutions through close working relationships with service companies and operators. As the industry adapts to these increased demands, we believe that there will be significant opportunities to bring new products and equipment to market that have been designed and engineered with these new challenges in mind.



Source: Baker Hughes Incorporated

[Table of Contents](#)

- *Increasing investment in subsea equipment and related services.* As the industry develops more deepwater fields, the amount of subsea infrastructure is expected to continue to increase and the ability of service companies and producers to control operations in a safe and effective manner will become more challenging. Demand for subsea equipment and systems is increasing in response to large exploration discoveries in frontier offshore areas such as Brazil, West Africa and Australia. There is also a growing inclination among offshore producers to develop and tie back smaller satellite fields in mature offshore basins to existing production infrastructure. To accommodate the increase in satellite tie-backs in mature fields, a significant number of multi-service vessels have been built or are under construction that are capable of tree installation, small diameter pipelay and operations in ROV support mode. As offshore exploration activities continue to push into ultra deepwater, a new generation of work class ROVs will be required for subsea construction activities. Concurrently, the industry is exploring ways to move certain equipment and processes from production platform topsides to the seabed to save space and enhance flow rates from subsea wells. This growing complexity is expected to result in greater demand for technologies and products that are specifically designed to help service companies and producers gain situational awareness and preserve operational effectiveness. In addition, maintaining and servicing this additional subsea infrastructure is expected to become a larger market as the number of subsea well completions increases and the population of producing subsea wells ages.



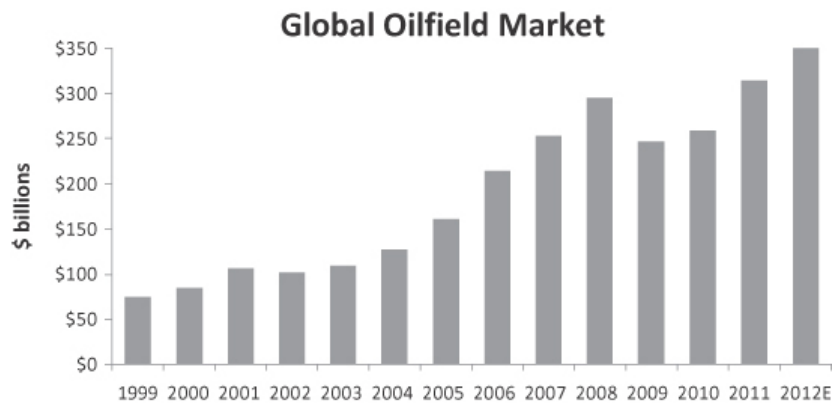
Source: Infield Systems Limited

- *Heightened focus on product maintenance and certification.* Our customers and the relevant regulatory authorities are increasingly focused on product and equipment integrity, particularly in applications or environments in which products are exposed to high pressure, high temperature or corrosive elements. In many of our product areas, our customers require recertification of products on a periodic or per use basis. Depending on the product, our recertification process tests certify a variety of measurable factors, such as integrity of metallurgy, wall thickness and pressure tests. We have observed many of our customers implementing more regular and rigorous maintenance and recertification programs for equipment with long useful lives, which we believe could increase the demand for aftermarket services and parts across many product categories. We believe that the demand from our service customers stems from a desire to increase utilization, and that they welcome a reliable

[Table of Contents](#)

supplier who can coordinate maintenance and recertification cycles to increase utilization of their equipment. Importantly, we have also observed that operator producers encourage service companies to obtain third party recertification to help increase the level of safety on the well site.

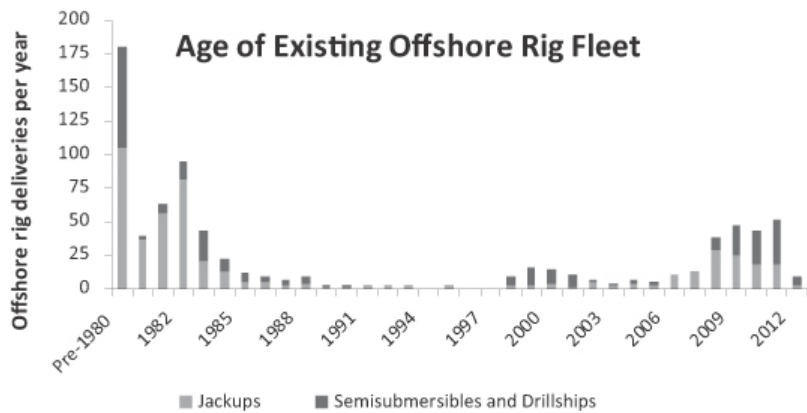
- *Increased capital spending in the oil and gas industry.* The growing global demand for energy has resulted in substantial capital spending increases by oil and natural gas producers. According to Spears & Associates, annual global oilfield capital spending has increased from \$85 billion in 2000 to \$314 billion in 2011, representing a compounded annual growth rate of 13%. Spears & Associates projects capital expenditures will rise to \$350 billion in 2012.



Source: Spears & Associates

[Table of Contents](#)

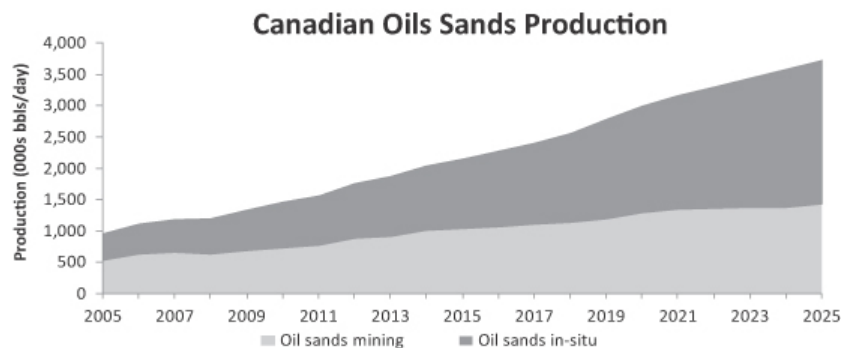
- Recovery in global drilling activity and new rig replacement cycle.* As global drilling activity has steadily recovered since the 2009 economic downturn, there has been a corresponding increase in new build rig activity as operators require newer technology to meet increasingly challenging drilling conditions, with a focus on mobility, drilling efficiency, power and safety. According to RigLogix, as of March 26, 2012, 143 new offshore rigs had been ordered since January 2010, with an aggregate price of over \$43 billion. Additionally, 57% of all currently deployed offshore rigs were commissioned prior to 1990, generating a need for replacement rigs that employ the latest drilling and safety equipment. We believe this trend will continue to fuel a high level of capital investment in drilling rigs, which presents an opportunity for capital equipment manufacturers and value added component suppliers.



Source: RigLogix

[Table of Contents](#)

- *Development of heavy oil reserves in Canada.* Canadian heavy oil reserves offer a large, stable and reliable source of oil for North America. Recent advances in technologies and development practices have lowered both the cost of producing these reserves and the environmental impact of these operations. The lowered cost of production, combined with a stable and robust outlook for oil prices, have enabled the heavy oil producers to undertake long-term development initiatives. CAPP has estimated total Canadian heavy oil crude production, including oils sands, will increase from 1,845 Mbpd in 2010 to 2,509 Mbpd by 2015, representing a compound annual growth rate of 6.3%. We believe that this trend will continue, and that opportunities to provide reliable severe service products used in the heavy oil development process will offer a long-term growth market.



Source: Canadian Association of Petroleum Producers

While we believe that these trends will benefit us, our markets may be adversely affected by industry conditions that are beyond our control. Any prolonged substantial reduction in oil and gas prices would likely affect oil and gas drilling and production levels and therefore would affect demand for the products and services we provide. For more information on this and other risks to our business and our industry, please read "Risk factors—Risks related to our business."

Our business strategy

Our objective is to build a leading global oilfield products company that supplies high quality, mission critical products and related aftermarket services, serving customers globally across the oil and gas value chain. We intend to accomplish this through organic growth of our existing product capability and by disciplined acquisition of small to medium sized companies to strengthen our current offering or fill targeted product gaps. Our intent is to offer a broad range of capital equipment, replacement parts and consumable items that support the drilling, completion and production phases of the well development cycle, as well as the related land and subsea infrastructure requirements. A core part of our strategy is to preserve and enhance our current business mix of onshore and offshore products; our balanced exposure to a variety of attractive global markets; and our broad range of capital equipment and consumable products that support the development of oil, gas, heavy oil, and other natural resources.

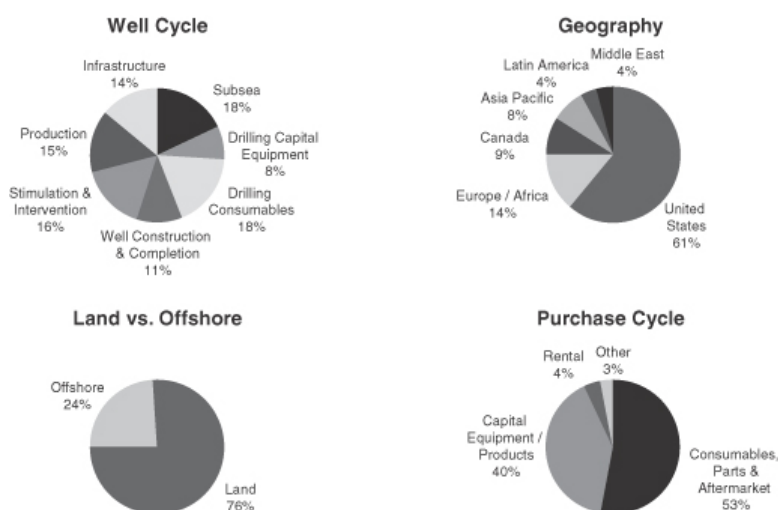
We intend to be our customers' supplier of choice by offering safer, more effective products and by investing in long-term relationships that add value to our Company and our customers'

[Table of Contents](#)

operations. We design and manufacture products and engage in aftermarket services, parts supply and related services that complement our product offering. Our offering is enhanced by designing, manufacturing and providing the highest quality products, and not by competing with purchasers of our equipment by operating our equipment in a services capacity. We measure our success in terms of customer satisfaction, safety and financial performance.

We intend to accomplish our strategic objectives and capitalize on the key long-term industry growth trends through the execution of the following elements:

Tailor our product offering and capacity to customer spending. On an annual basis, we conduct a bottoms-up analysis of the sources and drivers of our revenue. Our analysis is focused on various types of revenue splits and exposures, including: (1) phases of the life cycle of the well; (2) geographic exposure by shipment destination; (3) land or offshore application; and (4) product purchase cycles. This process relies on a combination of financial analysis and management estimation. Our analysis of our 2011 pro forma revenues is as follows:



As part of the bottoms-up analysis described above, we also estimate the broad industry drivers of our business. We believe that our 2011 pro forma revenue growth was strongly driven by North American unconventional resource developments and global deepwater development activity, with meaningful contributions from Canadian heavy oil developments and downstream activity. Although acquisitions may cause fluctuations in our business mix, we intend to preserve and enhance the diversity of our business as a core part of our strategy. We believe this diversity reduces the impact of the volatility of any single equipment spend cycle or well cycle phase on our financial performance. A description of how we define each of the categories within each revenue split above is included in the "Glossary" beginning on page A-1 of this prospectus.

Leverage our product lines' strengths across our platform. Our product lines have particular strengths that can be leveraged across our entire platform. We intend to cross-fertilize technologies, share product development initiatives and leverage key geographic, supply chain

[Table of Contents](#)

and customer strengths to grow and improve the profitability of our overall business. For example, we have an ongoing effort to leverage our sophisticated subsea ROV controls systems and engineers to improve our control system offering associated with our drilling capital equipment. In addition, we are using our surface production equipment distribution footprint to accelerate our ability to serve completion product customers in new geographies. We are also leveraging our relationships with oil and natural gas producers through other product lines to pull through our valve brands from their traditional distribution channels.

Expand our geographic presence. We intend to enhance our access to key global markets and to grow or establish our presence across key North American unconventional resource basins. We also plan to build upon our existing presence in the North American, North Sea, Middle East, South American and Asia Pacific regions through deployment of sales, distribution, service and manufacturing resources. We have recently established sales offices in Brazil, Australia and China, and we are actively expanding these locations. In the Middle East, we currently have a sales office in Dubai and are seeking to expand our presence in the Middle East over the long-term. In new international markets, we often build critical mass through a sales, service and marketing focused presence, which we follow with more significant manufacturing investments. We believe this expansion strategy provides more points of contact with our customers, allowing us to respond more quickly to their needs. Within North America, some of the largest products we offer through our Production and Infrastructure Segment are most effectively manufactured in close proximity to these unconventional resource plays. For example, our surface production and process equipment achieves a significant shipping cost advantage if we manufacture it in the target basin. It also affords us the opportunity to help manage our customer's inventory of production and process equipment to ensure timely installation when a well comes on stream. For this reason, we recently opened two new pressure vessel and tank manufacturing facilities in Pennsylvania to provide equipment and installation service to the developing Utica and Marcellus resource plays. Our pipeline equipment, flow equipment business and related recertification and refurbishment service benefit from this type of expanded geographical footprint by providing a local presence for customers operating in this area.

Invest in manufacturing capacity and excellence. We focus on the continuous improvement of our manufacturing processes and quality controls, which are vital to ensuring product reliability. We also continue to invest in expanding our manufacturing capacity by increasing output, upgrading machinery or adding "roofline" in strategically important geographies. We believe that in certain product lines, particularly those sold into the North American unconventional resource plays, locating manufacturing and service capabilities in close proximity to field locations improves response time, reduces freight costs and enhances customer service.

Pursue disciplined growth through acquisitions. We have a track record of successfully growing our earnings and product offerings by making attractive acquisitions. We intend to continue to selectively pursue acquisitions that increase our exposure to the most important growth trends in the oil and gas industry, fill critical product gaps or expand our geographic scope. With a strong balance sheet and sufficient financial resources, we believe that we can continue to acquire companies in high growth product areas and expose the acquired product lines to new customers and distribution channels, while preserving the entrepreneurial attributes that made them attractive on a stand-alone basis.

Develop new products. We conduct strategic reviews to identify underserved market opportunities and invest in continuous product development efforts. While our product development efforts involve formal research and engineering projects, we most often generate

[Table of Contents](#)

product development ideas, concepts and opportunities while working closely with our customers in the normal course of business. Our focus on customer service as well as our strong aftermarket offering facilitates product development opportunities that may not be captured as part of a formalized research and engineering project. We believe this process allows us to enhance our exposure to key secular trends and serve our customers' needs more effectively. We have developed strong working relationships with our major customers, several of which routinely approach us with requests for solutions to specific application challenges. We plan to continue to improve our new product engineering capabilities and leverage our expertise to address customer needs. Recent examples include the offshore and land versions of our Wrangler Roughneck, a critical makeup and breakout tool for tubulars on a drilling rig, and our subsea ROVDrill, a unique tool designed to perform subsea drilling functions independent of the support vessel while using only the associated ROV for power and control.

Focus on product quality and customer service. We have a track record of providing innovative, reliable, fit-for-purpose products at competitive prices while remaining responsive to the needs of our customers. We work closely and flexibly with our customers on delivery timing and service after the sale. We seek to ensure that our businesses have the facilities and personnel to maintain the highest level of safety, quality and service as we grow around the world.

Our competitive strengths

We believe that we are well positioned to execute our strategy based on the following competitive strengths:

Broad product offering with exposure to key long-term industry trends and a diverse customer base. Our exposure to a mix of consumable products, capital products and aftermarket parts and services enables us to participate in the construction, capacity expansion, maintenance, upgrade and refurbishment phases of the energy cycle. In addition, we have exposure to multiple sectors of the oil and gas industry and a diverse mix of customers across the full oil and gas value chain. We believe our broad product offering, diversified exposure to industry trends and extensive customer base reduces our dependence on any one phase, purchase cycle, segment or region and should result in more stable financial results.

Focus on critical peripheral products. Many of our products, particularly those serving the drilling and well stimulation markets, are non-discretionary components that represent a small percentage of the life cycle cost associated with large capital equipment. We believe that focusing on specialized, peripheral products affords us full exposure to the most powerful investment trends in the oil and gas industry while insulating us from the intense competitive environment and construction risks often associated with selling the largest capital equipment packages.

Solid base of recurring revenues from consumable products. In 2011, we generated approximately 53% of our pro forma revenues from consumable products, spare parts or aftermarket parts and services, which are critical to large capital equipment or energy infrastructure. In some cases, these products must be replaced multiple times throughout the life cycle of the related capital equipment or infrastructure installations. These products have replacement cycles ranging from a few months to a few years, resulting in a stable base of recurring revenues. We often complement these products with a recertification and refurbishment service, which helps us preserve strong customer relations. We have also observed that our customers often return to the same vendors for replacement parts, lending further revenue stability and visibility.

[Table of Contents](#)

Experienced management team with proven public company track record. Our executive officers and senior operational managers have an average of over 30 years of experience in the oilfield manufacturing and service industry. Each of our top three operational executives served as the chief operational officer of one or more large publicly held oilfield service companies or of a significant division thereof. We believe their collective background provides our management team with an in-depth understanding of our customers' needs, enhances our ability to deliver customer-driven solutions and allows us to operate effectively throughout industry cycles. Several members of our management team were executives or directors at one of the five companies that combined to form Forum Energy Technologies, Inc. in August 2010.

Multiple avenues for growth and strong cash flows. We are focused on a core set of product platforms that we believe offer strong long-term growth. The breadth of our product offering affords us multiple organic growth avenues in which to deploy our capital, and we invest in the highest value opportunities that meet our return objectives and further our strategic goals. Similarly, we believe the scope of available acquisition opportunities will be enhanced by the numerous strategic directions available to us. In the face of particularly strong competition for acquisitions in a specific sector, we can deploy capital to other areas of our Company that afford better relative value. We also believe that our breadth and size allows us to meaningfully change our financial profile and business composition with modestly sized acquisitions. Finally, our manufacturing operations are not capital intensive to maintain or expand, which allows us to generate strong cash flow. This provides us with capacity to finance organic growth opportunities with internally generated resources.

Proven ability to grow earnings and improve product offering through a focused acquisition strategy. We have a strong track record of strategically targeting key product opportunities, completing accretive transactions, and effectively integrating these businesses. We have a disciplined acquisition strategy that allows us to develop proprietary deal flow by identifying emerging industry trends, identifying existing platforms positioned to capitalize on these trends, and in some cases isolating acquisition opportunities that are largely missed by our competitors due to smaller size and scale. Each of the original five companies that combined to form Forum Energy Technologies, Inc. was itself the result of a similar acquisition strategy focused on a specific industry growth theme. Our current acquisition strategy is a continuation of that successful model. For example, shortly after the Combination, we undertook a focused effort to target key product lines that enhanced our existing offerings. We consummated three acquisitions, including Specialist, which complements our existing subsea technologies offering, and AMC and P-Quip, both of which enhance our drilling technologies offering. After the Combination, we also undertook a strategic effort to identify two new product areas that would provide us exposure to the growing well completion market. These efforts yielded the creation of two new lines of business that offer: (1) downhole technologies, and (2) flow equipment related to well stimulation. In the downhole market, we focused on proprietary and niche consumable products related to the well construction, completion and production enhancement processes, which included Davis-Lynch and Cannon Services. We successfully completed these two acquisitions in 2011 to form our new downhole technologies line. Similarly, in the well stimulation market we developed and executed an acquisition strategy focused on consumable flow equipment used in well fracturing and flowback processes. We have made three acquisitions in 2011 in this area, including WFP, Phoinix and SVP Products. Combined with the follow-on deployment of organic growth capital, our flow equipment product line is our fastest growing.

[Table of Contents](#)

Customer responsive product innovation. We have grown our business by being responsive to customer needs and developing strong relationships at multiple levels of our customers' organizations. We believe our ability to develop new products is enhanced because of these customer relationships. Our experienced engineering and technical staff has partnered with our customers to design and develop new products that add value to their operations or reduce their total cost of doing business. As a result, we have developed and commercialized a number of new products that have improved the efficiency and safety of our customers' operations including our powered Wrangler catwalk and iron roughnecks, Perry ROVDrill, low profile urban gas processing unit and others.

Business segments

We operate two business segments: Drilling and Subsea and Production and Infrastructure. The table below provides a summary of the proportional revenue contributions from our two business segments and our primary geographic markets over the last three years.

	Percentage of revenue			
	year ended			
	December 31, Pro forma 2011			
	2009	2010	2011	
Drilling and Subsea	67%	63%	58%	61%
Production and Infrastructure	33%	37%	42%	39%
Total	100%	100%	100%	100%
United States	52%	55%	63%	
Canada	8%	9%	9%	
Other International	40%	36%	28%	
Total	100%	100%	100%	

Drilling and Subsea Segment

We design and manufacture products and provide related services to the drilling, well construction, completion, intervention and subsea construction and services markets. The top five customers in our Drilling and Subsea Segment together accounted for approximately 13.7% of that segment's revenue during the year ended December 31, 2011, with no single customer representing as much as 10% of our consolidated revenue during this same period. We offer these products and related services through three primary business lines.

Subsea Technologies

We design and manufacture subsea capital equipment, specialty components and applied products for subsea pipelines, and also provide a broad suite of complementary subsea technical services and rental items. We have a core focus on the design and manufacture of ROVs as well as other specialty subsea vehicles. We believe that our vehicle brands are among the most respected in the industry. Our related technical services complement our vehicle offering by providing the market with a broad selection of critical product solutions and rental items that enhance our customers' ability to operate in harsh subsea environments. We have a long tradition of working with customers to develop innovative product solutions to address the increasingly complex challenges of deepwater operations.

[Table of Contents](#)

The primary drivers impacting our subsea business are global offshore activity, subsea construction spending, subsea pipeline construction, and growth in deepwater resource development. A majority of our subsea sales are driven by capital projects, with a smaller portion associated with field development activity and general offshore operations expenditures. We believe that the increasing complexity of deepwater development will create demand for our full range of subsea products and related services.

Subsea vehicles

We are a leading designer and manufacturer of a wide range of ROVs to the offshore subsea construction, observation and related service markets. The market for subsea ROVs can be segmented into three broad classes of vehicles based on size and category of operations: (1) large work-class vehicles for subsea construction activities, (2) drilling-class vehicles for use around an offshore rig and (3) observation-class vehicles for inspection and light manipulation. We are a leading provider of work-class and observation-class vehicles.

We believe that our Perry and Sub-Atlantic branded ROVs are among the most reliable, best performing and well-known in the industry. We design and manufacture large work-class ROVs through our Perry brand. These vehicles are among the heaviest duty, most powerful subsea ROVs in the market and are principally used in deepwater construction applications. Throughout its over 50 year history, Perry has delivered over 500 such systems. The largest vehicles, our Triton® series of work-class ROVs, weigh as much as five and one-half tons, provide up to 250 horsepower, have payload capacities exceeding 500 pounds and are capable of working in depths exceeding 4,000 meters. Our Sub-Atlantic branded vehicles have served the observation class market since 1997. Among the smallest class of ROVs in the industry, these all-electrical vehicles are principally used for inspection, survey, and light manipulation and serve a wide range of industries. We currently offer six sub-classes of all-electric ROVs with a broad range of capabilities.

In addition to ROVs, we design and manufacture specialty vehicles that are primarily used in subsea trenching operations. Larger than a work-class ROV, these vehicles travel along the sea floor conducting digging, installation and burial operations. Providing over 1,200 horsepower, the largest of these subsea trenchers can cut over three meters deep into the seafloor to lay pipelines, power cables or communications cables. Our Perry branded specialty vehicles have dug and buried a significant amount of the existing subsea communications cables that exist around the world today. In addition to ROVs and trenchers, we also design, engineer and manufacture small submarines used to perform rescue operations for large military submarines.

As the complexity of subsea architecture has increased with operating depths, the subsea industry has come to rely increasingly on ROVs to conduct complex tasks to ensure safe, reliable and efficient operations. Underpinning the reliability of the most sophisticated ROVs that operate in the harsh deepwater environment is the ROV control system. The Perry branded ICE Real Time Control System is an advanced ROV control system designed for deepwater, work class ROV applications. ICE is a proprietary, all-in-one solution offering onboard processing, data communication, sensor circuitry, advanced diagnostics and power regulation. Similarly, as the demands have increased on our smaller, observation class ROVs, we have engineered and developed a robust, user-friendly control system to serve this growing market. For use with our Sub-Atlantic branded vehicles, we have developed the new subCAN control system, which connects to standard topside equipment running a Windows® based graphical user interface. This enables control of, and communication with, both the ROV and associated equipment. To

[Table of Contents](#)

preserve our competitiveness in the subsea sector, we believe we must be a leader in the core control systems associated with ROVs because we believe that the market for sophisticated subsea control and manipulation is growing and will extend beyond ROVs to other critical seafloor equipment.

Our subsea vehicle customers are primarily large offshore construction companies, but also include a range of non-oil and gas industry entities, such as navies, fire departments, maritime science and geosciences research organizations, offshore wind power companies and other industries operating in marine environments. Subsea vehicle sales are principally driven by large subsea construction spending cycles, and capital build programs at the offshore and subsea services companies. Our large installed base, combined with the 50-year track record of the Perry brand and our strong customer service orientation, are key factors in our ability to compete successfully in this sector.

Subsea products

In addition to subsea vehicles, we are a leading manufacturer of unique subsea products and components. Our suite of subsea products leverages our core strength in vehicles, but also provides a broad selection of niche subsea product solutions that result from our many years of experience with vehicles.

We design and manufacture a group of important products that are used in and around vehicles. For example, we manufacture key ROV components, such as a wide range of Sub-Atlantic branded ROV thrusters. We design and manufacture thrusters for incorporation into our own vehicles as well for sale to other ROV manufacturers. We also design and manufacture a tether management system ("TMS"). The TMS stores and deploys the ROV tether, thus decoupling the ROV from the motion of the surface vessel and enabling operations within a larger radius. The TMS is critical to the reliable and safe operation of subsea vehicles, and we have a long history of manufacturing these systems for use across our entire range of ROVs. We also provide a broad suite of subsea tooling, both industry standard and custom designed for unique subsea applications. Industry standard tooling includes hot stabs, cable cutters, torque tools and indicators. Our recent acquisition of Specialist complemented and enhanced our range of subsea tooling, and has provided us with a greater capacity to respond to customer needs. Our customers frequently come to us with unique subsea challenges and we attempt to quickly develop custom tools to solve these specialized problems. Examples of our specialized tooling include: a riser repair system, a manipulator for nuclear decommissioning and control systems for subsea well intervention. In addition to tooling associated with ROVs, we also manufacture hydraulic power units, valve packs, and control systems.

Among our newest subsea products is an innovative seafloor coring tool named ROVDrill. Lowered to the seafloor and powered by a work class ROV, it is capable of retrieving geologic core samples using conventional diamond drilling techniques in water depths that exceed 3,000 meters. With a relatively small footprint, the ROVDrill can be flown into any region of the world on short notice and be deployed on any of a wide range of vessels, without the need for large specialized vessels or drillships of limited availability that command a high day rate. We are in the process of commercializing the third generation of this tool, after recently performing work in the South Pacific to support a customer in delineating the extent of a subsea mineral deposit.

We also develop simulation software under the VMAX brand that allows customers to simulate complex deepwater operations before deploying expensive equipment spreads. This product is

[Table of Contents](#)

both a stand-alone product and can also be a value-added component of our largest ROVs. Our latest version of this product is an extensive upgrade that allows oil and gas operators, service companies and engineering firms to have full control of subsea field scenario development while providing cutting edge graphical advancements and customized user interface. As the complexity and difficulty of deepwater projects increase, we believe that the demand for this and other cost-saving and safety-enhancing tools will increase.

In addition to vehicle-related subsea products, our Offshore Joint Services ("OJS") brand is a leading provider of applied protective coatings on rigid subsea pipeline field joints, spools, and structures. The OJS brand has a 25 year history and is a worldwide leader in this sector. Our field joint coatings address the corrosion protection, thermal insulation and concrete weight coating infill requirements. We offer proprietary and patented applied products that we believe provide significant speed, quality, reliability, safety, and environmental benefits to our customers. We believe that the chemistry of these fast curing applied products, along with the specialized machinery and crew used to apply the product, are vital ingredients in providing a safe and reliable product that will withstand the pipe-laying process and decades of use on the seafloor.

We mobilize for offshore pipeline construction operations globally out of facilities in Houston, Texas and Batam, Indonesia. Our primary customers in this product line are offshore construction companies that own or lease the pipe laying vessel. From time to time, we are directly hired by operators, oil and gas exploration and production companies and welding subcontractors. These services are performed at our customers' sites, either onboard an offshore pipe lay vessel or at an onshore fabrication yard.

Subsea technical services and rental lines

We also maintain an extensive fleet of subsea rental items and provide our customers with complementary subsea technical services. Among the technical services we offer is the provisioning of ROV pilots and other offshore personnel on a contract basis for those customers who do not employ their own on a full time basis. Branded UKPS, this business line operates out of a main office in Great Yarmouth, United Kingdom, and serves subsea construction and offshore service companies globally.

Our VisualSoft product line provides another related technical product that reinforces our strength in subsea vehicles and products. We sell or rent VisualWorks and VisualDVR Digital Video Systems that provide a complete solution for digital video capture, playback, processing and reporting of pipeline, structural or other inspection survey data. These products are often used in conjunction with the operation of inspection class ROVs or diving personnel when conducting survey work. VisualWorks systems are also in operation supporting clients involved in detailed inspection surveys of flooded tunnels and mines, underwater archaeological sites and seabed environments. This equipment is complementary to our inspection class vehicles and augments our capabilities and offering to our customers.

Operating for more than fourteen years, Geoscience Earth and Marine Science ("GEMS") is our geophysical and geotechnical engineering group that provides consulting services to the oil and gas, and marine industries. We typically provide an interpretation service based on the analysis of third party subsea data provided by clients. In recent years, the business has broadened into managing every phase of project development, including scope of work, liaising with data acquirers, interpretation and analysis. The majority of the work performed by GEMS is in the Gulf of Mexico, although it also carries out work internationally, particularly in West Africa. Our

[Table of Contents](#)

primary customer base consists of oil and gas operator producers. These services are focused on the earliest stages of life of field development and provide us with unique insights into future subsea construction and development work, which we believe provides us with a competitive advantage.

We also have an extensive rental fleet of critical subsea equipment and products. Our DPS Offshore branded rental fleet provides electronic marine equipment for survey, ROV and dynamic positioning applications. Importantly, our customers often rely on our expertise in the provisioning of this equipment and ask us to design a customized rental equipment package for their intended operation or application. We often sell equipment from this fleet as well. In keeping with our efforts to provide top quality customer service, we offer fleet management services to our customers, including equipment repair and calibration, as well as the provision of specialist personnel to assist with equipment integration and installation. To compete with other rental companies we endeavor to provide better quality customer service, equipment breadth, flexibility and speed of response. As with a number of our subsea business lines, the principal customers are subsea construction contractors, survey companies and offshore vessel companies. The main rental fleet locations are in Aberdeen, Scotland; Great Yarmouth, United Kingdom; Houston, Texas; and Singapore. The business line also has long standing agent relationships in Norway and the Middle East.

Key subsea technologies product lines

Capital equipment	<ul style="list-style-type: none">• Perry work class remote operating vehicles• Sub-Atlantic observation class remote operating vehicles• Remote operating seafloor coring tools (ROVDrill)• Specialty vehicles• Rescue submarines• Tether management systems
Operating items, components, and / or consumable products	<ul style="list-style-type: none">• ROV thrusters, valve packs, hot stabs• Seafloor coring tools and accessories• Standardized and specialized ROV tooling• Subsea pipeline infill joint coatings and related applied products
Technical & aftermarket services and rental items	<ul style="list-style-type: none">• Simulation software for complex subsea operations• ROV simulator rental items• Geotechnical and geosciences consultancy services• ROV pilot provisioning services• Offshore/subsea dynamic positioning rental equipment

Downhole Technologies

In late 2010, we undertook a strategic initiative to build a platform that would provide us exposure to the growing market of downhole products associated with the increasing complexity of well construction and completion. We targeted niche downhole products that were consumed during the well construction, completion and production enhancement processes, as well as those that were associated with the growth in intelligent well construction. Our objective in 2012 is to build a downhole technologies platform with the critical expertise and proprietary products to position the Company as a long-term, market leading downhole technologies provider. Since July 2011, we have made two acquisitions to begin building our downhole technologies business and we have focused on two areas: (i) casing and cementing products and (ii) downhole protection solutions.

Casing and cementing products

Through our recently acquired Davis-Lynch downhole well construction and completion tools product line, we are a market leading designer and manufacturer of proprietary, mission critical products used in the construction of oil and gas wells. We design and manufacture a full range of centralizers, float equipment, stage cementing tools, inflatable packers, flotation collars, cementing plugs, fill and circulation tools for running casing, casing hangars and surge reduction equipment. Our products are used in the construction of onshore and offshore wells, and the 64 year old "Davis-Lynch" brand is a well-known and trusted name in the industry. Our objective is to use our global sales and distribution infrastructure to grow this product line, while also continuing to look for opportunities to expand the depth of the product line through product development efforts and targeted acquisition opportunities. The key drivers of this product line are the growth in the complexity of onshore and offshore completion market globally and the increasing number of stages being employed in the North American unconventional shale plays.

[Table of Contents](#)

Downhole protection solutions

We offer a full range of associated downhole protection solutions through our 25 year old Cannon Services brand. The clamp and protection system is a critical component of complex well completion and is used to shield the downhole control lines and gauges during installation and to provide protection during production enhancement operations. We design and manufacture a full range of downhole protection solutions for ESP cabling, encapsulated control lines, sub-surface safety valves ("SSSV") and permanent downhole gauges, including gauges used in intelligent wells and the steam-assisted gravity drainage ("SAGD") wells of the Canadian heavy oil developments. We provide both standard and highly customized protection systems, and we supply the full range of alloys for various downhole environments. While we provide standardized protection systems, we have a core strength in working directly with reservoir engineers and our service company customers to design unique protection solutions to complex well design challenges.

The key driver of our downhole technologies business is the construction and completion of new wells. In particular, we believe that the growing complexity of onshore and offshore well construction and the increasing use of artificial lift to increase production from oil and gas wells have created a long-term growth market. We believe our focus on niche downhole products provides exposure to attractive investment trends in the downhole oil and gas market while insulating us from the intense competitive environment often associated with providing the associated installation or completion services. Our primary customers in this business line are producers and service companies providing completion, ESP and other intervention services to the producers.

[Table of Contents](#)

A representative sampling of our key downhole products is listed below.

Key downhole technologies product lines

	Products
Well construction and completion tools	<ul style="list-style-type: none">• Centralizers• Float equipment• Stage cementing tools• Inflatable packers• Flotation collars• Cementing plugs• Fill and circulate tools for running casing• Casing hangars• Surge reduction equipment
Downhole protection systems	<ul style="list-style-type: none">• Standard and Customized protection systems for:<ul style="list-style-type: none">• ESP cabling• Permanent downhole gauges• Encapsulated control lines and flatpacks• Customized guards for safety valves• Specialized stream-assisted gravity drainage (SAGD) gauge protection systems• Specialized installation tools

Drilling Technologies

We provide both drilling consumables and capital equipment, including powered and manual tubular handling equipment, specialized torque equipment, customized offline crane systems, drilling data acquisition management systems, pumps, valves, manifolds, drilling fluid end-components, pressure control equipment for both coiled tubing and wireline well intervention operations and a broad line of items consumed in the drilling process. We have a core focus on products that enhance our customers' handling of tubulars on the drilling rig. Our drilling capital equipment offering is concentrated on targeted, high value added products and equipment where we have identified a clear market opportunity.

The primary drivers impacting our drilling technologies business are global drilling and workover activity, the level of capital investment in drilling rigs, and the severity of the conditions under which the rigs and well service equipment operate. Although a portion of our rig-related sales is directed at new rigs, a larger portion is associated with equipment replacement and rig upgrades as drilling contractors modify their existing rigs to improve efficiency and to operate in increasingly challenging drilling conditions associated with the development of unconventional resource plays or service intensive offshore drilling. We also believe that the increasing use of well stimulation in mature fields will contribute to demand for increased well service activity, which in turn should drive demand for our well intervention products.

[Table of Contents](#)

Tubular handling

Our core strength and focus in drilling technologies is in powered and manual tubular handling equipment used on drilling rigs. Our Wrangler branded systems reduce direct human involvement in the handling of pipe during drilling operations, improving both the safety and efficiency of operations. For example, we believe our proprietary catwalk product improves rig safety by mechanizing the lifting and lowering of tubulars to and from the drill floor while reducing direct exposure of rig personnel to this potentially dangerous task. Furthermore, our catwalks improve efficiency by eliminating or reducing the need for traditional drill pipe and casing "pick-up and lay-down" equipment with associated personnel. We recently developed a make-up and break-out tool called the Wrangler Roughneck, which we believe is a vital piece of equipment on the drilling rig. It was designed to address a growing need for a spinning and torque tool with a more durable and economical design to adequately handle premium drill pipe connections, which are associated with higher torque requirements. As another example, our proprietary powered mousehole tool increases rig efficiency by spinning up joints of drill pipe or bottom hole assemblies offline, while the rig continues to drill, saving significant amounts of time. As our industry drills deeper wells with longer laterals, the weight of the drill string increases, which drives demand for tools capable of holding the string without damaging it.

In 2011, we complemented our tubular handling offering through the acquisition of AMC, based in Aberdeen, Scotland. Through our AMC product brand, we design and manufacture specialized torque equipment for tubular connections, including high torque stroking (or "bucking") units, fully rotational torque units, portable torque units for field deployment and related control systems, and we provide aftermarket service. As well construction becomes more complex, we expect the increasing amount of downhole tools and equipment required to drive the need for more specialized and capable torque machines. We intend to support the growth of this complementary product offering through our existing global distribution and sales network.

We also design and manufacture a range of value-added offline activity cranes, multi-purpose cranes and personnel transfer solutions. Many of these cranes are fit-for-purpose, multi-axis cranes that provide access to hard-to-reach places and eliminate the need for manual interface. To provide added utility to our customers on these key pieces of equipment, we manufacture specialty cranes, as well as several of our tubular handling capital equipment products to fit specified rig configurations.

Our tradition of product innovation also extends to manual tubular handling equipment. We have designed and developed products in conjunction with our customers to address specific problems encountered when drilling in deepwater and other challenging environments. Our lightweight 1,000 ton elevators and 1,000 ton slips allow a drilling rig to safely support up to two million pounds of drill pipe without damaging it. Originally designed to solve a specific customer's challenge of handling landing strings in deepwater, these products now serve broader applications in deeper wells both onshore and offshore. As a further example of customer responsiveness, we integrated a specially designed skidding system into our catwalk product line. This transforms the catwalk into a self-propelled device that is more efficient for pad drilling, and allows it to easily move with the rig to the next well location. Through the drilling technologies business, we intend to continue to leverage existing product lines to create integrated systems that completely automate the pipe handling functions. We expect to continue to work with our customers to design and develop products to upgrade their drilling rigs for safer and more efficient operation.

[Table of Contents](#)

Drilling flow control and intervention

Our pressure control products used for well intervention operations are sold directly to oilfield service companies and also to equipment rental companies. These products include both coiled tubing and wireline blowout preventers and their accessories. We also conduct aftermarket refurbishment and recertification service on our pressure control equipment. We expect the repair and replacement of these components to become more frequent as service contractors conduct operations in increasingly challenging environments associated with increased well depths, greater wellbore deviations and longer laterals, which are often accompanied by higher pressures and temperatures. In particular, as coiled tubing and other intervention operations address evolving industry needs, we intend to support this growing area with reliable and innovative products. For example, in response to recent changes in the coiled tubing market, we recently completed the design of a 4-1/16 inch 15,000 psi coiled tubing blowout preventer, which is now in production with a growing backlog. We are also in the final engineering stages of a 5 inch 15,000 psi blowout preventer for this growing market. We expect these products to allow us to serve this evolving market.

We recently added to our flow control offering through the acquisition of UK-based P-Quip, which designs and manufactures a range of patented liner retention and mud pump rod piston systems. These systems are sold directly to mud pump manufacturers and drilling contractors, and are focused on improving the efficiency, serviceability and safety of mud pump operations on the rig. They are complementary to our existing mud pump product line, and we believe they have a strong brand in the marketplace. We plan to grow this product line using our existing global sales and distribution network, especially in North America where this UK-based product line has only recently begun to achieve penetration.

We also manufacture data acquisition and management products that include integrated drill floor instrumentation and monitoring systems. These systems manage and provide real-time monitoring and logging of drilling data to drilling contractors and oil and natural gas producers. They measure, collect, store and display drilling data on a real-time basis, substantially increasing drilling efficiency and improving the well construction process. The drilling data can be monitored by local rig supervisors as well as transmitted to remote customer locations for monitoring the drilling process.

Examples of our consumable drilling products include inserts and dies, as well as manual elevators, tongs and slips. As rigs drill these products are consumed and need to be replaced periodically, resulting in a recurring revenue opportunity for our Company. We are also among the largest providers of oilfield bearings to the North American market, where we provide original equipment manufacturers and repair businesses the bearings they need to serve the drilling and well stimulation markets.

In addition to designing and manufacturing capital products and providing consumable products, we also repair and service drilling equipment for both land and offshore rigs. Many of our service employees work in the field addressing problems at the rig site, which we believe further enhances our relationships with customers. Our experienced service employees, in combination with our specialized repair facilities, enable us to survey rigs in the field, design comprehensive upgrade packages and refurbish existing rig equipment.

Our ability to source low cost raw materials and components, such as steel castings and forgings is critical to our ability to manufacture our drilling products competitively. In order to purchase

[Table of Contents](#)

raw materials and components in a cost effective manner we have developed a broad international sourcing capability and we maintain quality assurance and testing programs to analyze and test these raw materials and components. In addition, we believe we have established a reputation among our customers for high-quality products, reliable after-sale support and product innovation.

Key drilling product lines

Capital equipment	<ul style="list-style-type: none">• Tubular handling equipment such as powered mousehole tools, powered elevators• Wrangler Roughnecks• Wrangler Catwalks• Specialized torque machines and bucking units• Customized crane systems• Drill floor electronic instrumentation and data monitoring systems• Choke and kill manifold mud systems and related components• Coiled tubing and wireline blowout preventers and related products
Operating items, components, and / or consumable products	<ul style="list-style-type: none">• Drilling and production valves, chokes and flowline connections• Manual tubular handling equipment such as slips, inserts, dies and manual tongs• Centrifugal pumps and fluid end-components for mud pumps• Patented mud pump liner retention and mud pump rod piston systems• Specialty oilfield bearings
Technical & aftermarket services and rental items	<ul style="list-style-type: none">• Drilling equipment field service, repair, refurbishment and upgrade• Workover BOP aftermarket service and recertification• Aftermarket services and spare parts for our capital equipment

Production and Infrastructure Segment

We design and manufacture products and provide related equipment and services to the well stimulation, completion, production and infrastructure markets. The top five customers in our Production and Infrastructure Segment together accounted for approximately 27.0% of that segment's revenue during the year ended December 31, 2011, with no single customer representing as much as 10% of our consolidated revenue during this same period. We offer these products and related services through three primary business lines.

[Table of Contents](#)

Flow Equipment

In late 2010, we undertook a strategic initiative to build a platform that would provide us exposure to the rapidly growing completion products sector of the oil and gas industry. We targeted the products that were consumed during the stimulation and flowback processes to take advantage of the recurring revenue inherent in the flow equipment market. The complete set of equipment used by a well stimulation, or pressure pumping, company is referred to as a "frac spread" and is often measured by the amount of pressure pumping horsepower the frac spread produces. While the capital equipment associated with provided new, incremental horsepower to the industry has been increasing as well completion practices are evolving, we chose to focus on the consumable components of the frac spread that experience high rates of wear and replacement. We believe this strategy enables us to capture a greater share of the total spend over the useful life of the typical frac spread.

Our objective in 2012 is to build a top three player in the North American flow equipment market that provides all of the critical components typically found in the flow equipment train from the frac pressure pump to the manifold at the wellhead, with the full range of sizes suitable for both the stimulation and flow back markets. We also believe that it is vital to the long-term sustainability of this product line that we invest in and expand the associated recertification and refurbishment offering across the major unconventional basins in North America.

Since February 2011, we have made three acquisitions to begin building our flow equipment product line. The management teams of these companies are experts in this sector and share our common vision for the type of business we intend to create. Prior to our acquisition, these companies had a track record of collaboration to satisfy customer needs. The platform provided by these acquisitions offers us critical expertise in the design, engineering, and manufacture of the full range and sizes of swivel joints, triplex and quintuplex fluid-end assemblies, manifolds and manifold trailers, as well as the full suite of pressure control plug, choke, and relief valves. As recertification and refurbishment operations are critical to ensuring the reliable and safe operation of a pressure pumping company's fleet, we operate a fleet of sophisticated mobile recertification and refurbishment tractor trailers, which can deploy to the customer's yard or to the well site. We currently serve several of the key unconventional basins, and we are in the process of using the full Production and Infrastructure Segment footprint to expand this business line's coverage area.

The key driver of this platform is the completion of new wells. In particular, we believe that the growing use of fracturing to develop the oil and gas reserves in shale or tight sands basins across North America has created a long-term growth market. We also believe that the growing service intensity associated with this trend will support sustained growth in the sale of consumable products associated with the stimulation and flowback markets. Our primary customers in this business line are pressure pumping and flowback service companies, although we also generate sales to original equipment manufacturers of pressure pumping units when they assemble new frac spreads. While we benefit from the ongoing new build cycle of pressure pumping equipment, our business model is focused on developing deep relationships with the service companies by providing top quality products and reliable recertification and refurbishment services.

[Table of Contents](#)

A representative sampling of our key products and related services is listed below. We manufacture a full range of sizes and materials including those needed for sour service to deal with high H₂S concentrations.

Key flow equipment product lines

Consumable flow equipment	<ul style="list-style-type: none">• Swivel joints, including large diameter• Pup joints• Swages• Hammer unions• Crossovers
Consumable pressure control equipment	<ul style="list-style-type: none">• Triplex and quintuplex fluid end assemblies• Lo-torq and Top-entry Plug valves• Chokes• Relief valves• Bull plugs
Capital equipment (equipped with associated consumable products)	<ul style="list-style-type: none">• Pressure pumping manifold trailers• Flowback manifolds skids• Flow equipment trucks
Aftermarket services	<ul style="list-style-type: none">• Refurbishment and recertification• Mobile recertification• Replacement parts and internals for flow equipment• Online flow line management

Production Equipment

Our surface production equipment platform provides engineered process systems and field services from the wellhead to inside the refinery fence. We serve the upstream, midstream and downstream segments in oil and gas production equipment and services. Once a well has been drilled, completed and brought on stream, we provide the well operator-producer with the process equipment necessary to make the oil or gas ready for transmission. We design, develop and fabricate tanks, a broad range of separators, packaged production systems and American Society of Mechanical Engineers ("ASME") coded and non-coded pressure vessels, skidded vessels with gas measurement, modular process plants, headers and manifolds, process equipment and flow control and separators to help clean and process oil or gas as it travels from the wellhead and along the transmission line to the refinery. Our customers are principally oil and gas operator producers, and we are positioning our manufacturing and staging locations strategically across North America to best serve the key emerging shale and unconventional resource plays.

A key to our competitiveness is manufacturing tanks and pressure vessels in close proximity to their location of use to reduce freight costs, as well as helping our customers manage and anticipate their production equipment needs as their drilling programs progress. We also provide specialized trucks and crews that install the production equipment on the well site, which allows us to capture more value for the product we provide and affords our customers a more streamlined process for bringing a well on production. We continually seek to improve our designs to better serve our customers' evolving requirements. For example, we have developed

[Table of Contents](#)

and installed low profile skid mounted process systems that our customer requested for processing natural gas near urban areas. In working with another customer, we developed a modular production processing system that left the plant "installation ready", and we subsequently provided the installation service for that customer as well. This system reduced the installation time from days to hours and allowed our customer to initiate production from the new wells sooner and with greater reliability. Importantly, we have specialized equipment and service crews that allow us to stage, deliver and install the equipment described above, further streamlining the total well development process that has become so important in the "manufacturing" of shale resource basins.

We also provide industrial construction and manufacturing services for clients in the refining and chemicals industries from our Pasadena, Texas facility, which is strategically located to service this market. We have the engineering expertise and track record in this facility to design and manufacture highly specialized skid mounted systems for a broad array of customers, such as offshore production companies and government related aeronautical customers. This facility also has the flexibility to support incremental production of code pressure vessels destined for use in nearby emerging shale basins, such as the Eagle Ford in South Texas. In early 2010, we acquired the EDGE desalination and dehydration product line and a non-exclusive license to manufacture and sell dual frequency technology for use in desalination applications. This product line acquisition also gave us access to an installed base of over 500 systems in oil refineries worldwide. We believe this product line will generate solid, steady results in the future.

We maintain a fleet of specialized onshore pipeline bending, line-up, and construction equipment that we rent to pipeline construction contractors under the brand C&L. Our bending machines, mandrels and bending sets are used to bend pipe to conform to the contours of the land. We also rent internal line up clamps that align and hold together two sections of pipe so they can be welded to each other. Finally, we provide rental equipment to facilitate pipe handling. The C&L brand has been a recognized name in the North American market for over 15 years, and retains a strong reputation for the condition and maintenance of its equipment. Equipment condition directly impacts reliability in the field, which in turn affects construction company productivity. Much of the equipment we offer is niche, pipeline diameter specific equipment, and contractors generally prefer to rent size-specific equipment rather than own it since the diameter of pipelines they build varies from job to job. Demand for these products is largely driven by the increasing need for greenfield gathering systems in new shale resource basins as well as the construction of transmission lines that bring the resource from new regions of supply in emerging shale basins to existing markets.

[Table of Contents](#)

A representative sampling of the key products and related services in our surface production and processing equipment are listed below.

Key production, process, pipeline equipment products

Upstream	<ul style="list-style-type: none">• Steel and fiberglass tanks• Separators:<ul style="list-style-type: none">• High / Low Pressure• Vertical / Horizontal• Two / Three Phase• Sand separators• Vapor recovery units• Horizontal and vertical heater treaters• Free water knockouts	<ul style="list-style-type: none">• Scrubbers• Gas conditioning and treating products• Gas production units• Water heating units• Fluid storage and measurement units• Well test units• Dehydration skids• Gas measurement skids• Bubble towers
Midstream	<ul style="list-style-type: none">• Skid mounted compressor headers and manifolds• Glycol towers• TEG dehydration units• Control valve skids• Slug catchers• Process piping spools• Pig launchers and receivers	<ul style="list-style-type: none">• Pipeline bending and construction equipment• Pigging separators• Gas measurement skids• Regeneration units• Filter separators• Scrubbers• Fuel gas skid units
Downstream/ Measurement & Monitoring	<ul style="list-style-type: none">• EDGE Desalination and Dehydration• LACT units• Calibrated meter provers• Sales gas skids	<ul style="list-style-type: none">• Condensate meter skids• Custody transfer skids• Prover tanks• Spare parts and other specialty equipment

Valve Solutions

We design, manufacture and provide a wide range of industrial valves that principally serve the upstream, midstream and downstream markets of the oil and gas value chain. To a lesser extent, our valves serve general industrial, power and process industry customers as well as the mining industry. We provide a comprehensive suite of ball, gate, globe, check and butterfly valves across a wide range of sizes and application. We believe the worldwide market for industrial valves like ours is approximately \$12 billion, with 55% of the market being in the United States. By percentage of our 2011 full year revenue, our valve solutions business is made up of the following types: 54% ball valves, 17% butterfly valves and 29% multi-turn valves.

We market our valves to our customers and end users through our four recognized brands: PBV, DSI, Quadrant and ABZ. Much of our production is sold through distribution channels, with marketing efforts targeting end users for pull through of our products. Our global sales force and representatives cover 30 countries, with significant affiliated distribution in Canada and South Africa. Our Canadian affiliate provides significant exposure to the growing heavy oil spend cycle while our South African affiliate serves chemical, petrochemical and refining customers. We

[Table of Contents](#)

have recently established a presence in both Australia and Brazil to enhance our exposure to those growing markets. After rigorous testing, our valve products in this segment have been included on the Approved Manufacturers List ("AML") of many end users. A key component of our future growth will lay in our ability to increase our presence on more AMLs in key markets outside of North America. To accomplish this, we intend to continue to market our valves to end users and aggressively expand our international presence. During 2011, 42% of our valve solutions business line revenue was derived from outside of the United States.

Our manufacturing and supply chain systems enable us to design and produce high-quality, engineered valves, as well as provide standardized products, while maintaining competitive pricing and minimizing capital requirements. We manufacture and warehouse our highly engineered PBV ball valves inside of our 300,000 square foot valve manufacturing and warehouse facility in Stafford, Texas and utilize our international manufacturing partners to produce components and completed products for a number of our other valve brands. We have developed stringent quality control procedures over many years in close collaboration with our manufacturing partners, and have invested significant resources to bring our partners' level of reliability and quality up to the very best standards in the industry.

Valve product lines

Our valve solutions products fit broadly into the quarter-turn and multi-turn valve categories. With the exception of our mud valves, which are part of our drilling technologies line, and the valves we market through our flow equipment business, the quarter-turn category includes valves that open and close with 90 degrees of rotation. These valves are typically more compact, lightweight and high performance than multi-turn valves and are generally designed for specific applications. Quarter-turn products consist of butterfly valves and ball mounted valves of both floating and trunnion designs. When in the open position, ball valves provide a seamless media path, which is an important feature for applications that require pigging of the piping system. Multi-turn products, consisting of gate and globe valves, are considered the workhorse of the industry. Their robust design allows them to work under a very broad range of operating conditions. We also manufacture a variety of check valves, which prevent backflow of media. Every type of valve has applications in all segments of the energy value chain and in industrial processes. Many permutations of valve design have evolved to match the large variety of temperature, pressure, media, flow conditions and customer preferences in the energy and general industrial settings.

We manufacture our valves to conform to the standards of the American Petroleum Institute ("API"), American National Standards Institute ("ANSI"), American Bureau of Shipping ("ABS"), and International Organization for Standardization ("ISO") and other relevant standards governing the design and manufacture of industrial valves. Though our valve solutions segment, we participate in the API's standard-setting process. In addition to published standards, we have deep knowledge of specific design standards and manufacturing procedures demanded by large global energy players.

[Table of Contents](#)

A representative sampling of the key products and associated brands in our valve solutions product lines are listed below.

Key valve solutions products

Upstream	<ul style="list-style-type: none">• Flanged floating ball valves (Quadrant)• Threaded and socket welded ball valves (Quadrant)• Butterfly valves (Quadrant)• Metal seated ball valves (PBV)• Trunnion mounted ball valves (PBV)
Midstream	<ul style="list-style-type: none">• Trunnion mounted ball valves (PBV)• Flanged floating ball valve (PBV)• Full opening check valves (PBV)• Threaded and stockweld valves (PBV)
Downstream	<ul style="list-style-type: none">• Cast steel gate, globe, and check valves (DSI), available in 1/2" to 48"• Forged steel gate, globe, and check valves (DSI)• Pressure seal valves (DSI)• Cast iron valves (DSI)• Threaded and socket weld ball valves (PBV/Quadrant)• Flanged floating ball valves (PBV/Quadrant)• Multi-port ball valve (Quadrant)• Triple offset butterfly valves (ABZ)
Mining, other	<ul style="list-style-type: none">• Resilient seated butterfly valves• High performance butterfly valves (ABZ), available in 2" to 60"• Pneumatic and electric actuated butterfly valves

Business history

SCF Partners is a private equity firm that has specialized in investments in the oilfield services sector since it was founded in 1989. In May 2005, SCF formed FOT in connection with its acquisition of Access Oil Tools, a pipe-handling tool manufacturer and supplier. FOT was founded largely to create a capital equipment provider focused on the drilling sector. Over time, FOT added other complementary businesses to provide a balanced mix of capital and consumable goods to the drilling industry. From 2005 through 2008, FOT experienced rapid growth both organically and through thirteen acquisitions, which included businesses that provide manual and powered pipe handling equipment for drilling rigs; wireline and coiled tubing blowout preventers; drilling rig instrumentation; choke and kill manifolds; drilling mud valves, chokes and pumps; specialty bearing distribution; offline multipurpose activity cranes; and other products and technologies that support drilling operations. All but one of these acquisitions was consummated prior to 2008.

In June 2005, SCF became the controlling stockholder of Global Flow, a manufacturer of industrial valves. Global Flow presented an opportunity for global expansion due to its international supply chain and channels to market, and offered a valve platform around which to develop a larger valve focused business. From 2005 to 2007, Global Flow acquired three

[Table of Contents](#)

complementary valve businesses to create a company with exposure to the upstream, midstream, and downstream markets.

In February 2007, Triton was formed following the acquisition of Perry Slingsby Systems by SCF. Perry Slingsby Systems, a leading manufacturer of work-class ROVs, was identified as a platform company around which to create a subsea focused business that specializes in providing products and related services to the international offshore oil and gas industry. Triton targeted the global growth in deepwater and offshore resource developments. Triton grew rapidly through organic efforts and through acquisitions. Triton acquired eight companies by the end of 2008, which provided complementary offerings such as observation-class ROVs; ROV tooling and other subsea rental items; ROV pilot provisioning services; geotechnical services; simulation software for complex subsea operations; and others. Half of these acquisitions occurred prior to 2008.

In August 2007, Allied was formed by SCF through the near simultaneous acquisition and merger of four companies focused on the growing process and infrastructure requirements associated with unconventional gas and liquids developments in North America.

Finally, Subsea, a provider of subsea pipeline infield joint coatings and other applied products, was formed by SCF through the acquisition of OJS in January 2007. In 2008, Subsea subsequently acquired a specialty pipeline construction rental equipment business focused on the onshore market to create a broader pipeline infrastructure equipment business.

During the industry-wide downcycle in 2009, FOT, Global Flow, Triton, Allied and Subsea focused on working capital management, margin preservation and customer targeting, and generally positioned themselves for competitive growth in 2010. Beginning in 2009, and in collaboration with SCF Partners, several of the companies initiated strategic discussions concerning the formation of a broadly based oilfield products company that would be capitalized to take advantage of growth opportunities as the industry recovered. After a thorough review involving the management and independent board members of each of the five companies, FOT, Global Flow, Triton, Allied and Subsea were combined on August 2, 2010 in the Combination. In the Combination, FOT became the parent company and was renamed Forum Energy Technologies, Inc. The primary objectives of the Combination were to provide the shareholders and management of the constituent companies a broader platform for growth and access to new equity and debt capital, resulting in an enhanced ability to take advantage of growth opportunities.

During the strategic discussions leading up to the Combination process, key members of management identified the following objectives and benefits of consummating the Combination:

- *Increase access to growth capital.* Many of the Combination companies projected that there would be significant growth opportunities available during a recovery from the 2009 economic downturn, both in terms of organic and acquisition growth. Many of these growth opportunities, however, would require financial commitments that would strain the individual company balance sheets. On an aggregate basis, and with a entry into our senior secured credit facility and an additional equity commitment of \$50 million from SCF Partners, the combined Company could have the capability to make those investments. Please read "Management's discussion and analysis of financial condition and results of operations—Liquidity and capital resources—Our senior secured credit facility" for a detailed description of our current amended and restated credit agreement and "Certain relationships and related party transactions—Subscription and warrant agreements" for additional information regarding SCF's equity commitment. Among the opportunities discussed at the time were: (1) building greenfield

[Table of Contents](#)

manufacturing and aftermarket service facilities in emerging basins, such as in the Marcellus and Macae, Brazil; (2) substantially increasing the size of our subsea equipment rental fleet; (3) creating alternative financing models to help customers accelerate their purchase of key capital equipment; and (4) creating a dedicated new product engineering and development capability.

- *Enhance ability to serve our customers and improve cross selling of products.* Several of the Combination companies perceived that their relatively small scale inhibited their ability to make a qualitative step change in their relationship with certain large, key customers. A larger platform with better financing would instill greater confidence in customers and better position the business to pursue multi-year fleet renewal programs, consumable product inventory management and other long-term strategic supplier arrangements. In addition, access to a more expansive geographic platform would provide several of the Combination companies with a greater capacity to provide aftermarket service. Finally, the management teams believed that we would have more opportunities to reach certain targeted customers and the ability to leverage those interactions to drive incremental revenue opportunities. For example, management believed that Allied's customer relationships with producers would provide introductory opportunities for Global Flow's valve business, which generally is pulled through distribution companies to the producer.
- *Leverage the strengths of each company across the combined Company.* Each of the Combination companies had particular strengths, many of which would benefit one or more of the others. For example, the controls technology expertise imbedded within Triton's ROV development group could provide FOT's tubular handling capital equipment development effort with access to highly skilled engineers who had solutions to controls technology challenges. A second example involved Global Flow's robust supply chain system, which involved outsourced manufacturing and critical vendor relationships in Asia. The combined management believed that access to this supply chain and the knowledge that produced it would accelerate similar efforts across the other companies.
- *Enhance financial stability.* Each of the Combination companies was subject to different industry drivers, many of which have historically experienced different cycles. The management teams believed that a combined company participating in each of these varying cycles would provide an enhanced measure of stability to the business and to the long-term planning process by decreasing the volatility of its financial results.
- *Internally source products.* Some of the Combination companies used products of other Combination companies in their manufacturing process. For example, Allied's surface production equipment business used a large quantity of valves, such as those produced by Global Flow, in the production of skidded process systems. The management teams believed there would be an opportunity to generate incremental business by internally sourcing some of these products.

Having concluded the Combination, we believe that the investment thesis and the associated operational benefits to us have been proven. As integration has proceeded, we have discovered benefits and opportunities incremental to those described above. We believe that the operational and financial benefits realized through the Combination have: (1) enhanced our growth potential; (2) offered ongoing synergistic opportunities; (3) provided the opportunity to develop broader and more diversified product lines; (4) enabled us to compete with larger companies; (5) provided an opportunity to leverage discrete internal initiatives across a broader

[Table of Contents](#)

platform; and (6) established a good foundation for long-term growth. Several of these opportunities are under development and we believe that there will be strong benefits to the business as we continue to grow.

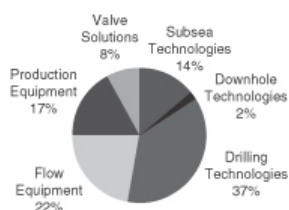
Backlog and Bookings

Consistent with our strategy of preserving a balanced mix of capital goods, consumable products, repair parts, and rental services, a majority of our business does not require lengthy lead times, and we therefore believe that the size of our backlog is mostly representative of the activity level of our capital equipment related businesses. A majority of the orders and commitments included in our backlog as of December 31, 2011 were scheduled to be delivered within six months.

We had the following backlog as of the dates indicated, consisting of written orders or commitments believed to be firm contracts for our products:

	As of December 31, 2010	Actual As of December 31, 2011
(in millions)		
Drilling and Subsea Segment	\$ 97.5	\$217.0
Production and Infrastructure Segment	52.7	190.6
Total	\$ 150.2	\$407.6

Our consumable and repair products are predominantly off-the-shelf items requiring short lead-times, and our related refurbishment or other services are also not contracted with much lead time. Our consumable products, spare parts and aftermarket or other services comprised 53% of the pro forma revenue we generated in fiscal 2011. The majority of these products and related services have lead-times shorter than six months. The composition of our backlog is reflective of our mix of capital equipment, consumable products, aftermarket and other related items. Our backlog mix by key product line as of December 31, 2011 is shown below.



Given this product mix in our backlog, we believe that an appropriate measure of our business' ongoing activity is the level of quarterly bookings, which consist of written orders or commitments believed to be firm contracts for our products or related services.

[Table of Contents](#)

We had the following bookings level during the quarterly period ended on the date indicated below:

	Actual, Quarter Ended December 31, 2011
Bookings (In millions)	
Drilling and Subsea Segment	\$200.3
Production and Infrastructure Segment	191.2
Total	\$391.5

We can give no assurance that our level of bookings or backlog will remain at current levels. The fourth quarter 2011 bookings figures shown above rely in part on management estimation, particularly as it relates to the contribution period for acquisitions shortly after the transaction closed. Sales of our products are affected by prices for oil and natural gas, which may fluctuate significantly. Additional future declines in oil and natural gas prices and production or additional regulatory provisions could reduce new customer orders, possibly causing a decline in our future bookings and backlog levels. Substantially all of our projects currently included in our backlog are subject to change and/or termination at the option of the customer. In the case of a change or termination, the customer is required to pay us for work performed and other costs necessarily incurred as a result of the change or termination. In the past, terminations and cancellations have not been material to our overall operating results.

Seasonality

A substantial portion of our business is not significantly impacted by changing seasons. A small portion of the revenue we generate from selected Canadian operations may benefit from higher first quarter activity levels, as operators take advantage of the winter freeze to gain access to remote drilling and production areas. In the past, some of our revenue in Canada has declined during the second quarter due to warming weather conditions that resulted in thawing, softer ground, difficulty accessing drill sites and road bans that curtailed drilling activity. In 2011, however, this business generated less than 50% of our total fiscal 2011 Canadian revenue. We also experience some exposure to seasonality through the portion of our subsea rental business that serves the North Sea. It is customary for activity related to this rental equipment to slow down between the months of November and February. However, revenue exposed to this type of seasonality comprised less than 5% of our overall revenue in fiscal 2011.

Competition

The markets in which we operate are highly competitive. We compete with a number of companies, some of which have financial and other resources greater than us. The principal competitive factors in our markets are the quality, price and availability of products and services and a company's responsiveness to customer needs and reputation for safety. We believe several factors give us a strong competitive position. In particular, we believe our products and services in each segment are at least comparable in price, quality, performance and dependability. We seek to differentiate ourselves from our competitors by providing a rapid response to the needs of our customers, a high level of customer service, and innovative product development initiatives. We have not spent material amounts on research and development activities during the three most recent fiscal years and some of our competitors are capable of expending greater

[Table of Contents](#)

amounts of money on formal research and engineering efforts than we can spend. We believe, however, that our product development efforts are greatly enhanced by the investments of management time and energy we make to improve our customer service and to work with our customers on their specific product needs and challenges.

Although we have no single competitor across all of our product lines, the companies we compete with across the greatest number of our product lines include Cameron International Corporation and FMC Technologies.

Drilling and Subsea Segment

Subsea Technologies. We have no one direct competitor across all of our product and service lines. We hold established market leading positions in several of our core businesses on a global basis, and we compete with a small number of competitors. The most significant competitor we have across our subsea business is Schilling Robotics, a subsidiary of FMC Technologies Inc. Our principal competitors in some of our subsea business lines are as follows:

- Vehicles and products—Schilling Robotics (subsidiary of FMC Technologies, Inc.); Soil Machine Dynamics; and Saab Seaeeye (a wholly owned subsidiary of Saab Underwater Systems AB); and
- Subsea rental equipment—Ashtead Technology Rental; Seatronics Ltd. (a subsidiary of Acteon Group Ltd) and Fugro N.V.

Downhole Technologies. We have no one direct competitor across all of our downhole product lines. However, the most direct competitor we face across our downhole product lines is Weatherford International, Ltd. Our principal competitors can be separated into these categories:

- Casing and cementing tools—Weatherford International, Ltd.; Halliburton Company (however, Halliburton focuses on production for internal use); Frank's Casing Crews & Rentals, Inc.; Varel International Energy Services Inc.; Ray Oil Tool; and
- Downhole protection solutions—Lasalle Engineering Limited (a subsidiary of Schlumberger Ltd., which focuses on production for Schlumberger's internal use in services capacity); Tube-Tec (a subsidiary of Polymer Holdings Ltd.), providing cast protectors principally to the North Sea market.

Drilling Technologies. Our drilling, intervention and flow control product lines compete in a highly consolidated market. Principal competitors include: LeTourneau Technologies (a subsidiary of Cameron International Corporation), National Oilwell Varco, Inc., Maritime Hydraulics, Canrig (a division of Nabors Industries), Blohm + Voss GmbH, Pason Systems, Inc., Double Life Corporation, Inc., and Oteco, Inc.

Production and Infrastructure Segment

Flow Equipment. We have two large competitors in this product line, and a number of smaller competitors. The largest competitors are FMC Technologies and Weir SPM.

Production Equipment. The most direct competitor we have across this product line is Natco Group Inc. (a subsidiary of Cameron International Corporation). Our principal competitors by product type are as follows:

- Vessels and Separators—Exterran; Valerus Compression Services; Energy WeldFab; Natco Group Inc.; Sivalls; Challenger Tank and Manufacturing;

[Table of Contents](#)

- Tanks—Palmer Tanks; Permian Tank and Manufacturing; Challenger Tank and Manufacturing (owned by Dover Corp.); Smith Pipe of Abilene; and
- Desalter product line—Cameron International Corporation.

Valve Solutions. Our valve product line has a number of competitors in each of its market segments. Our largest competitors have similar or greater scope of product offering. Among these larger competitors are Cameron International, Velan, Inc., Balon Corporation, and CIRCOR International, Inc.

Properties

The following tables describe the material facilities owned or leased by us as of March 26, 2012:

Drilling and Subsea facilities:

Location	Leased or owned	Principal/Most Significant Use
Liberty, TX	Leased	Drilling Aftermarket
Victoria, TX	Leased	Drilling Aftermarket
Tyler, TX	Leased	Drilling Technologies Distribution
Broussard, LA	Leased	Drilling Technologies Distribution
Houston, TX	Leased	Drilling Technologies Distribution
Dubai, UAE	Leased	Drilling Technologies Distribution
LeDuc, Canada	Leased	Drilling Technologies Distribution
Aberdeenshire, UK	Leased	Drilling Technologies Distribution
Tioga, ND	Leased	Drilling Technologies Distribution
Broussard, LA	Owned	Drilling Technologies Manufacturing
San Antonio, TX	Owned	Drilling Technologies Manufacturing
Singapore	Leased	Drilling Technologies Manufacturing
Monterrey, Mexico	Leased	Drilling Technologies Manufacturing
Tyne & Wear, UK	Leased	Drilling Technologies Manufacturing
Leduc, Canada	Leased	Drilling Technologies Manufacturing
Aberdeen, UK	Leased	Drilling Technologies Manufacturing
Caithness, UK	Leased	Drilling Technologies Manufacturing
Kilbirnie, UK	Leased	Drilling Technologies Manufacturing
Houston, TX	Leased	Drilling Headquarters, Engineering
Katy, TX	Leased	Offshore Pipeline Construction
Batam, Indonesia	Leased	Offshore Pipeline Construction
Houston, TX	Leased	ROV Engineering, Sales, Software
Kirkbymoorside, UK	Leased	ROV Manufacturing
Aberdeenshire, UK	Leased	ROV Manufacturing
Aberdeenshire, UK	Leased	ROV Sales and Services
Norfolk, UK	Leased	ROV Sales and Services
Houston, TX	Leased	ROV Sales and Services
Singapore	Leased	ROV Sales and Services
Aberdeenshire, UK	Leased	ROV Software & Technology
West Palm Beach, FL	Leased	ROV Software & Technology
Houston, TX	Leased	Seafloor Geoservices
Aberdeenshire, UK	Leased	Subsea Management
Stafford, TX	Owned	Downhole Technologies Manufacturing
Pearland, TX	Owned	Downhole Technologies Manufacturing

[Table of Contents](#)

Production and Infrastructure facilities:

Location	Leased or Owned	Principal/ Most Significant Use
Alice, TX	Leased	Flow Equipment Manufacturing
Davis, OK	Owned	Flow Equipment Manufacturing
Odessa, TX	Leased	Flow Equipment Recertification / Distribution
Decatur, TX	Leased	Flow Equipment Recertification / Distribution
Longview, TX	Leased	Flow Equipment Recertification / Distribution
Clearfield, PA	Owned	Production Equipment Manufacturing
Pasadena, TX	Leased	Production Equipment Manufacturing
Chickasha, OK	Owned	Production Equipment Manufacturing
Guthrie, OK	Leased	Production Equipment Manufacturing
Elmore City, OK	Leased	Production Equipment Manufacturing
Gainesville, TX	Leased	Production Equipment Manufacturing
Smithton, PA	Leased	Production Equipment Manufacturing
Cotulla, TX	Leased	Production Equipment Service Center
Greenwood, LA	Leased	Production Equipment Service Center
Houston, TX	Leased	Valve Distribution
Edmonton, Canada	Leased	Valve Distribution
Vereeniging, South Africa	Leased	Valve Distribution
Madison, KS	Leased	Valve Manufacturing
Stafford, TX	Leased	Valve Manufacturing
Broussard, LA	Leased	Valve Manufacturing
Conroe, TX	Leased	Pipeline Construction Equipment

New product development and intellectual property

We have dedicated resources toward the development of new technology and equipment to enhance the safety and efficiency of drilling, completion, well servicing and production processes. Our sales and earnings are influenced by our ability to successfully introduce new or improved products to the market. We currently hold multiple U.S. and international patents and have a number of pending patent applications.

Although in the aggregate our patents and licenses are important to us, we do not regard any single patent or license as critical or essential to our business as a whole. Of greatest importance to our new product development efforts is our ability to preserve excellent customer relations and stay close enough to our customers' operations so that we can observe opportunities to make changes to our products that would yield the maximum benefit to our customers. In general, we depend on our technological capabilities, customer service oriented culture and application of our know-how to distinguish ourselves from our competitors, rather than our right to exclude others through patents or exclusive licenses. We also consider the quality and timely delivery of our products, the service we provide to our customers, and the technical knowledge and skill of our personnel to be more important than our registered intellectual property in our ability to compete. While we stress the importance of our research and development programs, the technical challenges and market uncertainties associated with the development and

[Table of Contents](#)

successful introduction of new products are such that we cannot assure you that we will realize any particular amount of future revenue from the products resulting from our research and development programs.

Suppliers and raw materials

We acquire component parts, products and raw materials from suppliers, including foundries, forge shops, and original equipment manufacturers. The prices we pay for our raw materials may be affected by, among other things, energy, steel and other commodity prices, tariffs and duties on imported materials and foreign currency exchange rates. Certain of our component parts, products or raw materials, such as bearings, are only available from a limited number of suppliers. Please see "Risk factors—Risks related to our business—We are subject to the risk of supplier concentration."

We have experienced increased costs in recent years due to rising steel prices. There is also strong demand for forgings, castings and outsourced coating services necessary for us to make our products. We cannot assure you that we will be able to continue to purchase these raw materials on a timely basis or at acceptable prices.

We generally try to purchase our raw materials from multiple suppliers so we are not dependent on any one supplier, but this is not always possible.

Inventories and working capital

An important consideration for many of our customers in selecting a vendor is timely availability of the product. Often customers will pay a premium for earlier or immediate availability because of the cost of delays in critical operations. We aim to stock our consumable products in regional warehouses around the world so we can have these products available for our customers when needed. This availability is especially critical for our bearing and valve products, causing us to carry substantial inventories for these products. For critical capital items in which demand is expected to be strong, we often build certain items before we have a firm order. Our having such goods available on short notice can be of great value to our customers.

We typically offer our customers payment terms of net 30 days. For sales into certain countries we might require payment upfront or credit support through a letter of credit. For longer term projects we typically require stage payments as important milestones are reached. On average we collect our receivables in about sixty days from shipment resulting in a substantial investment in accounts receivable. Likewise, standard terms with our vendors are net 30 days. For critical items sourced from significant vendors we have settled accounts more quickly, sometimes in exchange for early payment discounts.

Employees

As of March 26, 2012, we had approximately 3,150 employees. Of our total employees, approximately 2,260 were in the United States, 540 were in the United Kingdom, 150 were in Canada and 200 were in other locations. We are not a party to any collective bargaining agreements, other than in our Monterrey, Mexico facility, and we consider our relations with our employees to be satisfactory.

[Table of Contents](#)

Operating risk and insurance

We maintain insurance coverage of types and amounts that we believe to be customary and reasonable for companies of our size and with similar operations. In accordance with industry practice, however, we do not maintain insurance coverage against all of the operating risks to which our business is exposed. Therefore, there is a risk our insurance program may not be sufficient to cover any particular loss or all losses.

Currently, our insurance program includes, among other things, general liability, umbrella liability, sudden and accidental pollution, personal property, vehicle, workers' compensation, and employer's liability coverage. We are self-insured to the extent that we are required to pay up to \$25,000 in the form of deductibles or retentions for general liability, property and vehicle liability coverage; up to \$100,000 for flood, earthquake or engineers professional liability; or the full amount of a particular claim, if it is excluded from the coverage provided under our insurance program.

Environmental, health and safety regulation

Our operations are subject to numerous stringent and complex laws and regulations governing the discharge of materials into the environment, health and safety aspects of our operations, or otherwise relating to human health and environmental protection. Failure to comply with these laws or regulations or to obtain or comply with permits may result in the assessment of administrative, civil and criminal penalties, imposition of remedial or corrective action requirements, and the imposition of injunctions to prohibit certain activities or force future compliance.

The trend in environmental regulation has been to impose increasingly stringent restrictions and limitations on activities that may impact the environment, and thus, any changes in environmental laws and regulations or in enforcement policies that result in more stringent and costly waste handling, storage, transport, disposal, or remediation requirements could have a material adverse effect on our operations and financial position. Moreover, accidental releases or spills of regulated substances may occur in the course of our operations, and we cannot assure you that we will not incur significant costs and liabilities as a result of such releases or spills, including any third party claims for damage to property, natural resources or persons.

The following is a summary of the more significant existing environmental, health and safety laws and regulations to which our business operations are subject and for which compliance may have a material adverse impact on our capital expenditures, results of operations or financial position.

Hazardous substances and waste

The Resource Conservation and Recovery Act ("RCRA") and comparable state statutes, regulate the generation, transportation, treatment, storage, disposal and cleanup of hazardous and non-hazardous wastes. Under the auspices of the EPA, the individual states administer some or all of the provisions of RCRA, sometimes in conjunction with their own, more stringent requirements. We are required to manage the transportation, storage and disposal of hazardous and non-hazardous wastes in compliance with RCRA.

The Comprehensive Environmental Response, Compensation, and Liability Act ("CERCLA"), also known as the Superfund law, imposes joint and several liability, without regard to fault or

[Table of Contents](#)

legality of conduct, on classes of persons who are considered to be responsible for the release of a hazardous substance into the environment. These persons include the owner or operator of the site where the release occurred, and anyone who disposed or arranged for the disposal of a hazardous substance released at the site. We currently own, lease, or operate numerous properties that have been used for manufacturing and other operations for many years. We also contract with waste removal services and landfills. These properties and the substances disposed or released on them may be subject to CERCLA, RCRA and analogous state laws. Under such laws, we could be required to remove previously disposed substances and wastes, remediate contaminated property, or perform remedial operations to prevent future contamination. In addition, it is not uncommon for neighboring landowners and other third-parties to file claims for personal injury and property damage allegedly caused by hazardous substances released into the environment.

Water discharges

The Federal Water Pollution Control Act (the "Clean Water Act") and analogous state laws impose restrictions and strict controls with respect to the discharge of pollutants, including spills and leaks of oil and other substances, into waters of the United States. The discharge of pollutants into regulated waters is prohibited, except in accordance with the terms of a permit issued by the EPA or an analogous state agency. A responsible party includes the owner or operator of a facility from which a discharge occurs. The Clean Water Act and analogous state laws provide for administrative, civil and criminal penalties for unauthorized discharges and, together with the Oil Pollution Act of 1990, impose rigorous requirements for spill prevention and response planning, as well as substantial potential liability for the costs of removal, remediation, and damages in connection with any unauthorized discharges.

Air emissions

The federal Clean Air Act and comparable state laws regulate emissions of various air pollutants through air emissions permitting programs and the imposition of other emission control requirements. In addition, the EPA has developed, and continues to develop, stringent regulations governing emissions of toxic air pollutants at specified sources. Non-compliance with air permits or other requirements of the federal Clean Air Act and associated state laws and regulations can result in the imposition of administrative, civil and criminal penalties, as well as the issuance of orders or injunctions limiting or prohibiting non-compliant operations.

Climate change

In December 2009, the EPA determined that emissions of carbon dioxide, methane and other "greenhouse gases" present an endangerment to public health and the environment because emissions of such gases are, according to the EPA, contributing to warming of the earth's atmosphere and other climatic changes. Based on these findings, the EPA has begun adopting and implementing regulations to restrict emissions of greenhouse gases under existing provisions of the federal Clean Air Act. The EPA recently adopted two sets of rules regulating greenhouse gas emissions under the Clean Air Act, one of which requires a reduction in emissions of greenhouse gases from motor vehicles and the other of which regulates emissions of greenhouse gases from certain large stationary sources, effective January 2, 2011. The EPA's rules relating to emissions of greenhouse gases from large stationary sources of emissions are currently subject to a number of legal challenges, but the federal courts have thus far declined to issue any

[Table of Contents](#)

injunctions to prevent the EPA from implementing, or requiring state environmental agencies to implement, the rules. The EPA has also adopted rules requiring the reporting of greenhouse gas emissions from specified large greenhouse gas emission sources in the United States, including petroleum refineries, on an annual basis, beginning in 2011 for emissions occurring after January 1, 2010, as well as onshore oil and natural gas production facilities, on an annual basis, beginning in 2012 for emissions occurring in 2011.

In addition, the United States Congress has from time to time considered adopting legislation to reduce emissions of greenhouse gases and almost one-half of the states have already taken legal measures to reduce emissions of greenhouse gases primarily through the planned development of greenhouse gas emission inventories and/or regional greenhouse gas cap and trade programs. Most of these cap and trade programs work by requiring major sources of emissions, such as electric power plants, or major producers of fuels, such as refineries and gas processing plants, to acquire and surrender emission allowances. The number of allowances available for purchase is reduced each year in an effort to achieve the overall greenhouse gas emission reduction goal.

The adoption of legislation or regulatory programs to reduce emissions of greenhouse gases could require us to incur increased operating costs, such as costs to purchase and operate emissions control systems, to acquire emissions allowances or comply with new regulatory or reporting requirements. Any such legislation or regulatory programs could also increase the cost of consuming, and thereby reduce demand for, the oil and natural gas produced by our customers. Consequently, legislation and regulatory programs to reduce emissions of greenhouse gases could have an adverse effect on our business, financial condition and results of operations. Finally, it should be noted that some scientists have concluded that increasing concentrations of greenhouse gases in the earth's atmosphere may produce climate changes that have significant physical effects, such as increased frequency and severity of storms, droughts, and floods and other climatic events. If any such effects were to occur, they could have an adverse effect on our business, financial condition, results of operations and cash flow.

Employee health and safety

We are subject to a number of federal and state laws and regulations, including the federal Occupational Safety and Health Act ("OSHA") and comparable state statutes, establishing requirements to protect the health and safety of workers. In addition, the OSHA hazard communication standard, the EPA community right-to-know regulations under Title III of the federal Superfund Amendment and Reauthorization Act and comparable state statutes require that information be maintained concerning hazardous materials used or produced in our operations and that this information be provided to employees, state and local government authorities and the public. Substantial fines and penalties can be imposed and orders or injunctions limiting or prohibiting certain operations may be issued in connection with any failure to comply with laws and regulations relating to worker health and safety.

We also operate in non-U.S. jurisdictions, which may impose similar liabilities against us.

Legal proceedings

From time to time, we have various claims, lawsuits and administrative proceedings that are pending or threatened, all arising in the ordinary course of business, with respect to commercial, product liability and employee matters.

[Table of Contents](#)

Asbestos litigation

One of our subsidiaries has been named as one of many defendants in a number of product liability claims for alleged exposure to asbestos. These lawsuits are typically filed on behalf of plaintiffs who allege exposure to some asbestos, against numerous defendants, often 40 or more, who may have manufactured or distributed products containing asbestos. The injuries alleged by plaintiffs in these cases range from mesothelioma to other cancers to asbestosis. The earliest claims against our subsidiary were filed in New Jersey in 1998, and our subsidiary currently has active cases in Missouri, New Jersey, New York and Illinois. These claims do not currently include requests for a specific amount of damages. The product line with asbestos exposure was acquired by our subsidiary in 1986. Our subsidiary has been successful in obtaining dismissals in most lawsuits where the exposure is alleged to have occurred prior to our acquisition of the product line. The law in some states requires purchasers of product lines to assume responsibility for incidents occurring prior to the acquisition date under so called "successor liability" laws, and the law in other states is ambiguous in this regard. Most claimants alleging illnesses due to asbestos sue on the basis of exposure prior to 1986, as by that date the hazards of asbestos exposure were well known and asbestos had begun to fall into disuse in industrial settings. To date, asbestos claims have not had a material adverse effect on our business, financial condition, results of operations, or cash flow, as our annual out-of-pocket costs over the last five years has been less than \$200,000. There are typically fewer than 100 cases filed against our subsidiary each year, and a similar number of cases are dismissed, settled or otherwise disposed of each year. We currently have fewer than 160 lawsuits pending against this subsidiary. Our subsidiary has over \$17 million in face amount of per occurrence and over \$23 million of aggregate primary insurance coverage. In addition, our subsidiary has over \$950 million in face amount of excess coverage applicable to the claims. There can be no guarantee that all of this can be collected due to policy conditions and insurer insolvencies in the past or in the future. In February 2011, we entered into an agreement with seven of our primary insurers under which they have agreed to pay 80% of the costs of handling or settling each claim against the affected subsidiary. After an initial period, and under certain circumstances, our subsidiary and the subscribing underwriters may withdraw from this agreement.

Portland Harbor Superfund litigation

In May 2009, one of our subsidiaries (which is presently a dormant company with nominal assets except for rights under insurance policies) was named along with many defendants in a suit filed by the Port of Portland, Oregon seeking reimbursement of costs related to a five-year study of contaminated sediments at the port. In March 2010, the subsidiary also received a notice letter from the EPA indicating that it had been identified as a potentially responsible party with respect to environmental contamination in the "study area" for the Portland Harbor Superfund Site. Under a 1997 indemnity agreement, our subsidiary is indemnified by a third party with respect to losses relating to environmental contamination. As required under the indemnity agreement, our subsidiary provided notice of these claims, and the indemnitor has assumed responsibility and is providing a defense of the claims. Although we believe that it is unlikely that our subsidiary contributed to the contamination at the Portland Harbor Superfund Site, the potential liability of our subsidiary and the ability of the indemnitor to fulfill its indemnity obligations cannot be quantified at this time.

Management

Executive officers and directors

Set forth below are the names, ages and positions of our executive officers and directors as of March 26, 2012. All directors are elected for a term of one year or serve until their successors are elected and qualified or upon earlier of death, disability, resignation or removal. All executive officers hold office until their successors are elected and qualified or upon earlier of death, disability, resignation or removal. There are no family relationships among any of our directors or executive officers. The address of each director and executive officer is: 920 Memorial City Way, Suite 800, Houston, Texas 77024.

Name	Age	Position
C. Christopher Gaut	55	President, Chief Executive Officer and Chairman of the Board
Charles E. Jones	52	Executive Vice President; President—Drilling and Subsea
Wendell R. Brooks	62	Executive Vice President; President—Production and Infrastructure
James W. Harris	53	Senior Vice President and Chief Financial Officer
James L. McCulloch	59	Senior Vice President, General Counsel and Secretary
W. Patrick Connelly	36	Vice President—Strategic Development
Michael D. Danford	49	Vice President—Human Resources
Pablo G. Mercado	35	Vice President—Corporate Development
Evelyn M. Angelle	44	Director
David C. Baldwin	49	Director
John A. Carrig	59	Director
Michael McShane	57	Director
Franklin Myers	59	Director
Louis A. Raspino	59	Director
John Schmitz	52	Director
Andrew L. Waite	51	Director

C. Christopher Gaut. Mr. Gaut has served as our President, Chief Executive Officer and Chairman of the board of directors since August 2010 and as one of our directors since December 2006. He served as a consultant to LESA, the ultimate general partner of SCF, from November 2009 to August 2010. Mr. Gaut served at Halliburton Company, a leading diversified oilfield service company, as President of the Drilling and Evaluation Division and prior to that as Chief Financial Officer, from March 2003 through April 2009. From April 2009 through November 2009, Mr. Gaut was a private investor. Prior to joining Halliburton Company in 2003, Mr. Gaut was the Co-Chief Operating Officer of Ensco International, a provider of offshore contract drilling services. He also served as Ensco's Chief Financial Officer from 1988 until 2003. Mr. Gaut is currently a member of the Board of Directors of Ensco plc. Mr. Gaut holds an A.B. in Engineering Sciences from Dartmouth College and an M.B.A. from The Wharton School at the University of Pennsylvania.

[Table of Contents](#)

Charles E. Jones. Mr. Jones has served as an Executive Vice President and the President of our Drilling and Subsea Division since the Combination in August 2010. He served as FOT's President and Chief Executive Officer from October 2007 to the Combination. Prior to joining FOT, from January 2003 until October 2007, Mr. Jones was the Executive Vice President and Chief Operating Officer of Hydril Company, a supplier of drilling equipment to the oil and gas industry. Mr. Jones served as Vice President of Hydril Company's Pressure Control segment from November 2001 until January 2003. Prior to serving in that position, he served as the Managing Director, Pressure Control for Hydril beginning in March 1998. From March 1996 until March 1998, Mr. Jones served as a Director of the subsea business for Cooper Cameron Corporation, a provider of flow equipment products, systems and services to oil, gas and process industries. From April 1995 until March 1996, Mr. Jones served as an Engineering Manager for Subsea Offshore (formerly Dresser Industries), a provider of ROV and remote intervention systems. Mr. Jones holds a B.S. in Mechanical Engineering from the University of Houston and, in 2002, he completed the Harvard Business School Advanced Management Program.

Wendell R. Brooks. Mr. Brooks has served as an Executive Vice President and the President of our Production and Infrastructure Division since August 2010. He served as Chief Executive Officer and President of Allied Production Services, Inc. from October 2007 until August 2010. Prior to that, from 1996 to October 2007, he was the Group Director for the well support business of John Wood Group Plc, a public Scottish company traded on the London Stock Exchange. Mr. Brooks also served on the Board of Directors of Wood Group during that time. Mr. Brooks has also been President of Del Norte Inc. and was employed by Geosource, Inc. from 1975 to 1984 where he was involved in business development and served as President of two divisions. Mr. Brooks has a B.B.A. from the University of Texas at Arlington and an M.B.A. from the Harvard Business School.

James W. Harris. Mr. Harris has served as our Senior Vice President and Chief Financial Officer since the Combination in August 2010. From December 2005 until the Combination, Mr. Harris served as FOT's Executive Vice President and Chief Financial Officer. Mr. Harris was Vice President, Controllor of VeriCenter, Inc., a provider of information technology services, and General Manager of its AppSite Hosting service line from January 2004 through November 2005. Prior to joining VeriCenter, from August 1999 through December 2001, Mr. Harris worked for Enron Energy Services, Inc., as a Vice President and thereafter served as a consultant through December 2003. Mr. Harris began his career at PriceWaterhouse from January 1985 until February 1994, with his final position being a Senior Tax Manager, and at Baker Hughes Incorporated from February 1994 until May 1999 in various positions, including Vice President, Tax and Controllor. Mr. Harris received his B.S. and his Masters of Accounting from Brigham Young University and his M.B.A. from Rice University. Mr. Harris is a certified public accountant.

James L. McCulloch. Mr. McCulloch has served as our Senior Vice President, General Counsel and Secretary since October 2010. Mr. McCulloch was a private investor from January 2008 until joining the Company, and since February 2008 has also served on the Board of Directors of Sunland Inc., a privately held pipeline construction and services company. In 1983 Mr. McCulloch joined Global Marine Inc., a leading international offshore drilling contractor, as Assistant General Counsel and served in a variety of capacities within the legal department until being named Senior Vice President and General Counsel in 1995. In 2001 Global Marine merged with Santa Fe International Corporation, an international land and offshore drilling contractor, to form GlobalSantaFe Corporation, the second largest offshore drilling company in the world, where Mr. McCulloch continued to serve as Senior Vice President and General Counsel until the company's merger with Transocean Inc. in December 2007. Prior to joining Global Marine,

[Table of Contents](#)

Mr. McCulloch worked for a privately held shipping company based in Tampa, Florida and as an associate with the Phelps Dunbar law firm in New Orleans, Louisiana. Mr. McCulloch received his B.A. from Tulane University and his J.D. from Tulane University School of Law.

W. Patrick Connelly. Mr. Connelly provides services pursuant to a Secondment Agreement between us and LESA. Please see, "Certain relationships and related party transactions—Transactions with our significant stockholder prior to the Combination." Mr. Connelly has served as our Vice President of Strategic Development since August 2010. In this capacity, Mr. Connelly is responsible for the development and execution of a range of strategic initiatives, including mergers and acquisitions, new product line concept development, strategic marketing initiatives, long-term capital formation, and other similar efforts. Before joining our Company, Mr. Connelly worked at SCF Partners, where he played an instrumental role in the merger and recapitalization of the five SCF Partners' portfolio companies that formed Forum Energy Technologies, Inc. Mr. Connelly received his B.S. in Mathematics and Systems Engineering from the U.S. Military Academy at West Point, an M.B.A. from Harvard Business School and a Masters of Public Administration from the Harvard Kennedy School of Government. Prior to joining SCF Partners, he served as an active duty infantry officer in the United States Army for over six years, and participated in operational deployments throughout the Balkans, North Africa, and Iraq.

Michael D. Danford. Mr. Danford has served our Vice President—Human Resources since August 2010. He served as Vice President Human Resources for FOT from November 2007 until August 2010. Prior to joining our Company, from August 2007 through November 2007, he worked at Trico Marine Services Inc. as Vice President—Human Resources. From 1997 through July 2007, Mr. Danford served as Director of Human Resources and Vice President Human Resources for Hydril Company. From 1991 to 1997, Mr. Danford served in various human resources roles for Baker Hughes Incorporated. Prior to joining Baker Hughes Incorporated, Mr. Danford served as a recruiter and as an employee relations representative in the human resources department for Compaq Computer from 1990 to 1991. Mr. Danford holds a B.S. degree in Computer Science from the University of Louisiana at Monroe (formerly Northeast Louisiana University).

Pablo G. Mercado. Mr. Mercado has served as our Vice President, Corporate Development since November 2011. Prior to joining our Company, from May 2005 to October 2011, Mr. Mercado was an investment banker in the Oil and Gas Group of Credit Suisse Securities (USA) LLC where he worked with oilfield services companies and other companies in the oil and gas industry, most recently as a Director. From 1998 to 2001 and 2003 to May 2005, Mr. Mercado was an investment banker at other firms, primarily working with companies in the oil and gas industry. Mr. Mercado holds a B.B.A. in Business Administration from the Cox School of Business, a B.A. in Economics from the Dedman College at Southern Methodist University, and a Master of Business Administration from The University of Chicago Booth School of Business.

Evelyn M. Angelle. Ms. Angelle was appointed as a director of the Company in February 2011. Since January 2011, Ms. Angelle has served as Senior Vice President and Chief Accounting Officer for Halliburton. From January 2008 until January 2011, Ms. Angelle was Vice President, Corporate Controller and Principal Accounting Officer for Halliburton, responsible for financial reporting, planning, budgeting, financial analysis and accounting services. From December 2007 until January 2008, Ms. Angelle was Vice President of Operations Finance for Halliburton, leading Finance employees located around the world. From April 2005 until November 2007, she also served as Vice President of Investor Relations, overseeing Halliburton's communications and relationships with investors and analysts. Prior to that, she was responsible for internal and

[Table of Contents](#)

external reporting of consolidated financial statements, technical accounting research and consultation, and income tax accounting. Before joining Halliburton, Ms. Angelle worked for 15 years in the audit department of Ernst & Young LLP, where she specialized in serving large, multinational public companies and provided technical accounting and consultation to clients and other professionals. She is a certified public accountant in Texas and a certified management accountant. She currently serves on the executive committee of Junior Achievement of Southeast Texas and on the Board of Directors for Junior Achievement USA. As a result of her professional experience, Ms. Angelle possesses particular knowledge in accounting, internal controls and public company disclosure compliance. In addition, she brings added judgment about investor relations and the financial management of a large organization.

David C. Baldwin. Mr. Baldwin was appointed as a director of the Company in May 2005. Mr. Baldwin is currently a Managing Director of LESA, the ultimate general partner of SCF and a private equity firm, and has held various positions since joining LESA in 1991. Prior to joining LESA, Mr. Baldwin was a drilling and production engineer with Union Pacific Resources, an independent natural gas and oil exploration and production company. Mr. Baldwin serves as a director of Rockwater Energy Solutions, Inc., a private energy services company and served as a director of Complete Production Services, Inc., a provider of specialized oil and gas completion and production services, from September 2002 through September 2007. Mr. Baldwin's extensive experience in identifying strategic growth trends in the energy industry and evaluating potential transactions makes him well qualified to serve on our board. Further, his service as Managing Director of the general partner of our largest stockholder provides a valuable perspective into its insights and interests.

John A. Carrig. Mr. Carrig was appointed as a director of the Company in July 2011. He retired from ConocoPhillips on March 1, 2011, having most recently served as President and Chief Operating Officer since 2008, where he was responsible for global Exploration and Production, Refining and Marketing, Commercial, Project Development and Procurement and the Health, Safety and Environment functions. Mr. Carrig served as Executive Vice President, Finance, and Chief Financial Officer from 2002 to 2008. Prior to the merger with Conoco Inc. in 2002, Mr. Carrig was with Phillips Petroleum Company, where he was named Senior Vice President and Chief Financial Officer in 2001. In 2000, he joined Phillips' management committee as Senior Vice President and Treasurer. From 1996 to 2000, he was Vice President and Treasurer. Mr. Carrig served as Treasurer in 1995, and Assistant Treasurer in 1994. He joined Phillips in 1978 as a tax attorney. He has been a private investor and engaged in charitable endeavors since his retirement from ConocoPhillips. The board selected Mr. Carrig due to the length and breadth of his experience in the oil and gas industry, the perspective he brings as a result of his long service as an executive of a major public company with global reach and his strategic, financial and management acumen. In addition, Mr. Carrig brings valuable insight as a result of his long history as a customer for oilfield equipment and services.

Michael McShane. Mr. McShane was appointed as a director of the Company in September 2010. Mr. McShane also currently serves as an Operating Partner to Advent International, an international private equity fund. Mr. McShane has been a director of Spectra Energy Corp., a provider of natural gas infrastructure, since April 2008, Complete Production Services, Inc., a provider of specialized oil and gas completion and production services, from March 2007 until February 2012, Superior Energy Services, Inc., a provider of specialized oilfield services and equipment, since the completion of Superior Energy's acquisition of Complete Production Services in February 2012, and Oasis Petroleum Inc., an exploration and production company, since

[Table of Contents](#)

May 2010. Previously, Mr. McShane served as a director and President and Chief Executive Officer of Grant Prideco, Inc., a manufacturer and supplier of oilfield drill pipe and other drill stem products, from June 2002 until April 2008, having also served as Chairman of the Board from May 2003 through April 2008. Prior to joining Grant Prideco, Mr. McShane was Senior Vice President—Finance and Chief Financial Officer and director of BJ Services Company, a provider of pressure pumping, cementing, stimulation and coiled tubing services for oil and gas operators, from 1990 to June 2002 and Vice President—Finance from 1987 to 1990 while BJ Services Company was a division of Baker Hughes Incorporated. Mr. McShane joined BJ Services Company in 1987 from Reed Tool Company, where he was employed for seven years in various financial management positions. The board selected Mr. McShane because of his expansive knowledge of the oil and gas industry, as well as relationships with chief executives and other senior management at oil and natural gas companies and oilfield service companies throughout the world. He brings to the board his experiences as a senior leader and chief financial officer within the oilfield service industry, as well as his leadership as chairman and chief executive officer of a leading North American drill bit technology and drill pipe manufacturer. Mr. McShane also provides the board with a producer perspective that is valuable in strategic discussions.

Franklin Myers. Mr. Myers was appointed as a director of the Company in September 2010 and the Lead Independent Director of the board in December 2011. Mr. Myers served as Senior Advisor to Cameron International Corporation, a publicly traded provider of flow equipment products, from April 2008 through March 2009, prior to which, from 2003 through March 2008, he served as the Senior Vice President and Chief Financial Officer. From 1995 to 2003, he served at various times as Senior Vice President and President of a division within Cooper Cameron Corporation as well as General Counsel and Secretary. Prior to joining Cooper Cameron Corporation in 1995, Mr. Myers served as Senior Vice President and General Counsel of Baker Hughes Incorporated, and as attorney and partner at the law firm of Fulbright & Jaworski. Mr. Myers serves on the Board of Directors of ION Geophysical Corporation, a technology-focused seismic solutions company, Comfort Systems USA, Inc., a national heating, ventilation and cooling company, and HollyFrontier Corporation, a refining and marketing company. Mr. Myers also serves as an operating advisor for Paine Partners, a private equity fund. Mr. Myers' extensive experience as both a financial and legal executive makes him uniquely qualified as a valuable member of our board. Mr. Myers has been responsible for numerous successful finance and acquisition transactions throughout his career, and his expertise gained through those experiences has proven to be a significant resource for our board. In addition, Mr. Myers' service on boards of directors of other NYSE-listed companies enables Mr. Myers to observe and advise on favorable governance practices pursued by other public companies.

Louis A. Raspino. Mr. Raspino was elected as a director of the Company in January 2012. He was named President, Chief Executive Officer and a director of Pride International, Inc., a contract drilling company, in June 2005 and served in that capacity until its acquisition by Ensco Plc in May 2011. Mr. Raspino has been a private investor since June 2011. He joined Pride International in December 2003 as Executive Vice President and Chief Financial Officer. From July 2001 until December 2003, he served as Senior Vice President, Finance and Chief Financial Officer of Grant Prideco, Inc. From February 1999 until March 2001, he held various senior financial positions, including Vice President of Finance for Halliburton Company. From October 1997 until July 1998, he was a Senior Vice President at Burlington Resources, Inc. From 1978 until its merger with Burlington Resources, Inc. in 1997, he held a variety of increasingly responsible positions at Louisiana Land and Exploration Company, most recently as Senior Vice President, Finance and Administration and Chief Financial Officer. Mr. Raspino also is a director of Dresser-Rand Group

[Table of Contents](#)

Inc. Mr. Raspino's significant experience as an executive officer of other energy companies, service as a member of other boards of directors, and his operational, strategic and financial expertise in the oil and gas business makes Mr. Raspino well qualified to serve on our board.

John Schmitz. Mr. Schmitz was appointed as a director of the Company in September 2010. Mr. Schmitz currently serves as the Chairman and Chief Executive Officer of Select Energy Services, LLC, an oil and gas service company, a position he has held since January 2007. In addition, Mr. Schmitz has served as the President of HEP Oil Company from March 1992 to the present. Prior to his current involvement at Select Energy Services, LLC and HEP Oil Company, Mr. Schmitz served as the North Texas Division Manager for Complete Production Services, a provider of specialized services and products focused on helping oil and gas companies develop hydrocarbon reserves, reduce costs and enhance production. Mr. Schmitz has keen insight into emerging trends in North American shale plays and the types of equipment needed to service producers' requirements. He also has knowledge of other manufacturers' capabilities and their reputations for quality and deliverability, providing an interesting perspective on our evaluation of potential acquisitions.

Andrew L. Waite. Mr. Waite was appointed as a director in August 2010. Mr. Waite is a Managing Director of LESA, the ultimate general partner of SCF, and has been an officer of that company since October 1995. He was previously Vice President of Simmons & Company International, where he served from August 1993 to September 1995. From 1984 to 1991, Mr. Waite held a number of engineering and project management positions with the Royal Dutch/Shell Group, an integrated energy company. Mr. Waite served on the Board of Directors of Complete Production Services, Inc., a provider of specialized oil and gas completion and production services, from 2005 to 2009, Hornbeck Offshore Services, Inc., a provider of marine services to exploration and production oilfield service, offshore construction and military customers, from 2000 to 2006 and Oil States International, Inc., a leading manufacturer of equipment for deepwater production facilities products and subsea pipelines and a leading service provider to the oil and gas industry, from 1995 to 2006. Mr. Waite's extensive experience in identifying strategic growth trends in the energy industry and evaluating potential transactions makes him well qualified to serve on our board. Further, his service as Managing Director of the general partner of our largest stockholder provides a valuable perspective into its insights and interests.

Board of directors

The number of members of our board of directors is determined from time to time by resolution of the board of directors. Our board of directors currently consists of nine members, including our Chief Executive Officer, who serves as the Chairman of the board of directors, Mr. Myers, the Lead Independent Director of the board of directors, and two members designated by SCF, Mr. Baldwin and Mr. Waite. Following the completion of this offering, our directors will be divided into three classes serving staggered three-year terms. Class I, Class II and Class III directors will serve until our annual meetings of stockholders in 2013, 2014 and 2015, respectively. At each annual meeting of stockholders held after the initial classification, directors will be elected to succeed the class of directors whose terms have expired. This classification of our board of directors could have the effect of increasing the length of time necessary to change the composition of a majority of the board of directors. In general, at least two annual meetings of stockholders will be necessary for stockholders to effect a change in a majority of the members of the board of directors.

[Table of Contents](#)

Additionally, if Tinicum invests \$50 million in connection with the concurrent private placement described under "Prospectus summary—The offering—Concurrent private placement," then we have agreed to increase the size of our board of directors and appoint a new director to the vacancy who is designated by Tinicum. We have also agreed to take such actions as are necessary to cause the Tinicum designee to be appointed as a Class III director to serve until our annual meeting of stockholders in 2015 and to serve on the Nominating, Governance and Compensation Committee of our board of directors. Once the Tinicum designee has served a term on the board of directors following the completion of this offering, we have no further obligations to appoint or otherwise nominate a designee of Tinicum to the board of directors.

Our board of directors reviewed the independence of our directors using the independence standards of the NYSE and, based on this review, determined that Ms. Angelle and Messrs. Carrig, McShane, Myers, Raspino and Schmitz are independent within the meaning of the NYSE listing standards currently in effect.

Because SCF will own a majority of our outstanding common stock following the completion of this offering, we will be a "controlled company" as that term is set forth in Section 303A of the NYSE Listed Company Manual. Under the NYSE rules, a "controlled company" may elect not to comply with certain NYSE corporate governance requirements, including: (1) the requirement that a majority of our board of directors consist of independent directors, (2) the requirement that our nominating and governance committee be composed entirely of independent directors with a written charter addressing the committee's purpose and responsibilities, and (3) the requirement that our compensation committee be composed entirely of independent directors with a written charter addressing the committee's purpose and responsibilities. Even though these requirements will not apply to us as long as we remain a "controlled company," we intend to comply with these NYSE corporate governance requirements at the completion of this offering. We expect that our board of directors will continue to consist of a majority of independent directors and that, at the completion of this offering, our Nominating, Governance and Compensation Committee will consist entirely of independent directors.

In evaluating director candidates, we will assess whether a candidate possesses the integrity, judgment, knowledge, experience, skills and expertise that are likely to enhance the board's ability to manage and direct the affairs and business of the Company, including, when applicable, to enhance the ability of committees of the board to fulfill their duties and the quality of the board's deliberations and decisions. In evaluating directors, we consider diversity in its broadest sense, including persons diverse in perspectives, personal and professional experiences, geography, gender, race and ethnicity. This process has resulted in a board that is comprised of highly qualified directors that reflect diversity as we define it.

Committees of the board of directors

Our board of directors has established an audit committee and a nominating, governance and compensation committee, and may have such other committees as the board of directors shall determine from time to time. Each of the standing committees of the board of directors currently has the composition and responsibilities described below.

[Table of Contents](#)

Audit committee

Our board established an audit committee in February 2011 that is currently comprised of three members, Ms. Angelle, Mr. Myers and Mr. Schmitz. Ms. Angelle serves as our committee chairwoman. SEC rules require that a public company disclose whether or not its audit committee has an "audit committee financial expert" as a member. An "audit committee financial expert" is defined as a person who, based on his or her experience, possesses the attributes outlined in such rules. Our board of directors determined that Ms. Angelle satisfies the definition of "audit committee financial expert."

Our Audit Committee performs substantially similar functions to the audit committee of a public company. For instance, the Audit Committee oversees, reviews, acts on and reports on various auditing and accounting matters to our board of directors, including: the selection of our independent accountants, the scope of our annual audits, fees to be paid to the independent accountants, the performance of our independent accountants and our accounting practices. In addition, the Audit Committee oversees our compliance programs relating to legal and regulatory requirements. We have adopted an audit committee charter that will be effective upon the completion of this offering that defines the committee's primary duties in a manner consistent with the rules of the SEC and NYSE or market standards.

Nominating, governance and compensation committee

Our board of directors established a nominating, governance and compensation committee in February 2011. It is comprised of five members, Messrs. Baldwin, Carrig, McShane, Raspino and Waite. Mr. Baldwin serves as our committee chairman. Our Nominating, Governance and Compensation Committee performs substantially similar functions to the compensation committee and nominating and governance committee of a public company.

At the completion of this offering, we anticipate that the Nominating, Governance and Compensation Committee will consist entirely of "independent" directors under the applicable rules of the NYSE and the SEC. The Nominating, Governance and Compensation Committee will establish salaries, incentives and other forms of compensation for officers and other employees other than the Chief Executive Officer, it will make recommendations to the board with respect to compensation of the Chief Executive Officer, and it will administer our incentive compensation and benefit plans. The Nominating, Governance and Compensation Committee will also identify, evaluate and recommend qualified nominees to serve on our board of directors, develop and oversee our internal corporate governance processes and maintain a management succession plan. We have adopted a charter that will be effective upon the completion of this offering that defines the committee's primary duties in a manner consistent with the rules of the SEC and NYSE or market standards.

Compensation committee interlocks and insider participation

None of our officers or employees will be members of the Nominating, Governance and Compensation Committee. None of our executive officers serve on the board of directors or compensation committee of a company that has an executive officer that serves on our board or Nominating, Governance and Compensation Committee. No member of our board is an executive officer of a company in which one of our executive officers serves as a member of the board of directors or compensation committee of that company.

[Table of Contents](#)

Executive sessions of our board of directors

Our independent directors are provided the opportunity to meet in executive session at each regularly scheduled meeting of our board.

The board of directors has elected Mr. Myers, an independent director, to serve as the Lead Independent Director. In this capacity Mr. Myers provides, in conjunction with the Chairman, leadership and guidance to the board of directors. As the Lead Independent Director, Mr. Myers also serves as chairman of executive sessions of the independent directors of our board.

Risk oversight

The board is actively involved in oversight of risks that could affect us. This oversight function is conducted primarily through committees of our board, but the full board retains responsibility for general oversight of risks. The Audit Committee is charged with oversight of our system of internal controls and risks relating to financial reporting, legal, regulatory and accounting compliance. Our board will continue to satisfy its oversight responsibility through full reports from the Audit Committee chair regarding the committee's considerations and actions, as well as through regular reports directly from officers responsible for oversight of particular risks within our Company. In addition, we have internal audit systems in place to review adherence to policies and procedures, which are supported by a separate internal audit department.

Code of ethics for chief executive officer, chief financial officer, controller and certain other officers

We have adopted a Code of Ethics for our Chief Executive Officer, our Chief Financial Officer and all other financial and accounting officers that will be effective upon completion of the offering. Following effectiveness of our Code of Ethics, any change to, or waiver from, the Code of Ethics will be promptly disclosed as required by applicable U.S. federal securities laws and the corporate governance rules of the NYSE.

Code of conduct

In February 2011, our board adopted a Code of Conduct, which sets forth the standards of behavior expected of each of our employees, officers, directors and agents. The Code of Conduct describes the responsibility of our employees, officers, directors and agents to:

- Protect our assets and customer assets;
- Foster a safe and healthy work environment;
- Deal fairly with customers and other third parties;
- Conduct international business properly;
- Report misconduct; and
- Protect employees from retaliation.

Employees, officers and directors are required to certify annually that they have read, understand and will comply with this Code of Conduct.

Corporate governance guidelines

Our board of directors has adopted corporate governance guidelines in accordance with the corporate governance rules of the NYSE.

Executive compensation and other information

Compensation discussion and analysis

This compensation discussion and analysis, or CD&A, provides information about our compensation objectives and policies for the executives who served as our principal executive officer, our principal financial officer and our other three most highly-compensated executive officers during fiscal year 2011, and is intended to place in perspective the information contained in the executive compensation tables that follow this discussion. This CD&A provides a general description of our compensation program and specific information about its various components.

Throughout this discussion, the following individuals are referred to as the "Named Executive Officers" or "NEOs" and are included in the Summary Compensation Table:

- C. Christopher Gaut—President, Chief Executive Officer and Chairman of the Board
- James W. Harris—Senior Vice President and Chief Financial Officer
- Charles E. Jones—Executive Vice President; President, Drilling and Subsea
- Wendell R. Brooks—Executive Vice President; President, Production and Infrastructure
- James L. McCulloch—Senior Vice President, General Counsel and Secretary

Although this CD&A focuses on the information in the following tables and related footnotes, as well as the supplemental narratives relating to the last completed fiscal year, we also describe compensation actions taken before or after the last completed fiscal year to the extent such discussion enhances the understanding of our executive compensation disclosure. Contemporaneous with this offering, we will make adjustments to our compensatory practices to be utilized in 2012 and later years that we believe will be more appropriate for a company with public stockholders. This CD&A discusses the compensatory practices in place during 2011 and highlights changes we will implement upon the consummation of this offering.

Historical note: the Combination

With the exception of Messrs. Gaut and McCulloch, each of our NEOs was, prior to the Combination, an executive of a company that participated in the Combination. Messrs. Jones and Harris were, respectively, President, and Senior Vice President and Chief Financial Officer, of FOT; and Mr. Brooks was President of Allied. Mr. Gaut was a director of FOT. Each of those executives was granted an employment agreement with us as of August 2, 2010. Mr. McCulloch was granted an employment agreement with us as of October 25, 2010, the date of his employment. Each NEO who was an executive of a company that participated in the Combination maintained his prior base compensation notwithstanding any change in title or duties. The base compensation for Messrs. Gaut and McCulloch was determined by our board of directors in a manner consistent with the compensation philosophy described in this prospectus.

Executives' personal net worth at risk

Following the Combination, each NEO was given the opportunity to invest a portion of his personal net worth in shares of our common stock, in contrast to the practice at most companies of simply granting equity awards as compensation. As a group, our NEOs invested over \$6.8 million of their personal assets in shares of our common stock, providing a direct stake in our future prospects. We believe that these personal investments align the interest of our NEOs with those of our stockholders in a meaningful way, and provide a true risk/reward balance.

[Table of Contents](#)

Elements of our executive compensation program

Our compensation and benefits programs have historically consisted of the following components, which are described in greater detail below:

- Base salary;
- Annual cash bonus awards;
- Long-term equity-based incentives; and
- 401(k) and health benefits.

Key components of our compensation philosophy

Our overall compensation philosophy is to provide competitive pay to our executives that rewards strong corporate performance. Our philosophy with respect to cash compensation is that target total cash should be at or near the market median. Base salaries will typically be set below the market median while our annual incentive award targets are designed to be above the market median. The result of this design is the opportunity for our executives to earn cash compensation at or near the market median in a year where our performance has met our target goals. We believe that this philosophy provides a strong link for our executives to annual corporate goals and we expect to continue to design our cash compensation elements post-offering in a similar fashion.

While we have not established strict guidelines for our grants of equity awards following the consummation of this offering, it is and will be our philosophy that long-term compensation should account for a significant portion of total direct compensation. For this reason we expect to make annual grants of equity-based awards to the executives, while placing long-term restrictions on the awards. Our objective is to be a high growth, high performing oilfield services company and we want to link a significant portion of our executives' compensation to the long-term interests of our stockholders. To implement this strong link to our executives' total compensation potential, we anticipate that the capital accumulation opportunities resulting from our long-term grants will be at or above the market median and will represent a significant portion of total compensation to each NEO.

Overall, our compensation program will be designed to pay our executives near the market median in a target performance year and reward them with higher than median total compensation in years of superior performance relative to our internal performance metrics and our direct competitors. This compensation philosophy will allow us to attract and retain executives who will be committed to our strategic corporate plan.

Role of the compensation committee in setting compensation

Our board of directors established a Nominating, Governance and Compensation Committee in February 2011, which performs substantially similar functions to the compensation committee and nominating and corporate governance committee of a public company. The Nominating, Governance and Compensation Committee is generally responsible for designing, implementing, and administering our executive compensation programs and, in doing so, the Nominating, Governance and Compensation Committee is guided by the compensation philosophy stated above. References to "the Committee" within this CD&A refer to the Nominating, Governance and Compensation Committee.

[Table of Contents](#)

On an annual basis the Committee will review and approve total compensation and the process will include:

- Selecting and engaging an external, independent consultant;
- Reviewing and selecting companies to be included in our peer group;
- Reviewing market data on all major elements of executive compensation; and
- Reviewing performance results against operating plans and incentive plan targets.

A complete listing of our Committee's responsibilities is included in the committee charter which will be available for view on our corporate website.

Role of management in setting compensation

Our Chief Executive Officer ("CEO") is involved in recommending the compensation of our executive officers, excluding his own compensation. Each year the CEO makes recommendations to the Committee regarding such components as salary adjustments, target annual incentive opportunities, and the value of long-term incentive awards. In making his recommendations, the CEO considers such components as experience level, individual performance, overall contribution to company performance, and market data for similar positions. The Committee takes the CEO's recommendations under advisement, but the Committee makes all final decisions regarding executive officer compensation other than with respect to the CEO. Our CEO's compensation is reviewed and discussed by the Committee, who then makes recommendations regarding his compensation to our board of directors. Our board of directors ultimately makes decisions regarding the CEO's compensation.

Our CEO attends Committee meetings as necessary. He excuses himself from any meeting when the Committee deems it advisable to meet in executive session or when the Committee meets to discuss items which would directly or indirectly impact the CEO's compensation. The Committee may also consult other employees, including the remaining Named Executive Officers, when making compensation decisions, but the Committee is under no obligation to involve the Named Executive Officers in its decision making process.

Role of the compensation consultant in setting compensation

The Committee has engaged the services of Pearl Meyer & Partners ("PM&P") as its independent executive compensation consultant. PM&P's current role is to advise the Committee on matters relating to executive compensation to help guide, develop, and implement our executive compensation programs. PM&P does not report directly to management and any requests management may have of PM&P throughout the course of its engagement will be approved by the Committee before any work is undertaken. PM&P may perform work for the Company outside of the scope of its engagement by the Committee, such as compensation surveys, but the Committee will review and approve all such assignments in order to ensure that the independence of its compensation consultant is not compromised.

Comparator compensation peer group

We have developed a comparator peer group which is composed of specific peer companies within the energy industry. Our peer group was developed with the assistance of PM&P and used to analyze our NEO compensation in May and August 2011. This peer group will be used to determine direct market levels of the main elements of executive compensation (base salary, annual incentives, long-term incentives, as well as total direct compensation). The peer group will

[Table of Contents](#)

also be used to gauge industry practices regarding the structure and mechanics of annual and long-term incentive plans, employment agreements, severance and change in control policies, and employee benefits. We intend to utilize and maintain a peer group going forward. The composition of the peer group will be reviewed by the Committee on an annual basis to ensure that we have and maintain an appropriate group of comparator companies. Certain changes to the peer group were made with respect to the 2012 year, as discussed in greater detail below.

Criteria for selecting peer companies for compensation benchmarking is based on a number of factors. The peer companies selected should reflect an optimum mix of the following criteria listed below in their relative order of importance:

Competitive market:

- Competing Talent—companies with executive talent similar to that valued by us;
- Direct Competitors—in same or similar industry sector for products or services; and
- Competing Industry—companies in the same general industry sector having similar talent pools.

Size and demographics:

- Firms with competitive posture that are generally similar in revenue or market cap size;
- Firms as described above which are significantly larger or smaller but whose data can be statistically normalized in the analysis;
- Firms with a competitive posture and comparable area of operations;
- Firms in the same or similar competitive posture that experience similar market cycles; and
- Firms that serve the same sector of the industry.

Investor perspective:

Firms that analysts would track similarly or look at as similar investment opportunities.

The initial comparator peer group approved by the Committee in 2011 includes the following 16 companies (table includes company name and ticker symbol):

BAS	Basic Energy Services, Inc.	LUFK	Lufkin Industries, Inc.
CAM	Cameron International Corporation	NR	Newpark Resources, Inc.
CPX	Complete Production Services, Inc.	OII	Oceaneering International, Inc.
DRC	Dresser-Rand Group Inc.	OIS	Oil States International, Inc.
DRQ	Dril-Quip, Inc.	RBN	Robbins & Myers, Inc.
EXH	Exterran Holdings, Inc.	TISI	Team, Inc.
FTI	FMC Technologies, Inc.	TESO	Tesco Corporation
KEG	Key Energy Services, Inc.	TTI	TETRA Technologies, Inc.

A different peer group may be utilized in the future to track performance. The performance peer group will be a more selective group of our direct competitors and may be utilized for tracking performance tied to long-term incentive awards.

[Table of Contents](#)**Role of market data**

PM&P uses compensation data gathered from the peer group as well as supplemental data from published market surveys to benchmark our executive compensation. The supplemental survey data will allow the Committee to consider compensation levels through the broader energy industry compared to the oilfield services focused data of the peer group. Survey data also provides market norms for executive positions which may not be reported as named executive officers in the peer group data. The Committee will periodically commission PM&P to conduct a market-based compensation study. The first such study was completed in May 2011. Additional details on the findings of the PM&P 2011 study are included below under "—Findings of recent compensation study."

Elements of compensation for our named executive officers

Base salary. Base salary is the fixed annual compensation we pay to each Named Executive Officer for performing specific job responsibilities, experience and requisite skills. It represents the minimum income a Named Executive Officer may receive in any year. Base salaries are determined for each Named Executive Officer based on the executive's position and responsibility. We review the base salaries for each Named Executive Officer annually as well as at the time of any promotion or significant change in job responsibilities, and in connection with each review we consider individual and company performance over the course of that year. The employment agreements we maintain with the Named Executive Officers (described in greater detail below) provide that base salaries will generally not be reduced during the annual review unless the decrease is in connection with a similar reduction applicable to all of our executive officers, and if so, the decrease could be a reduction of up to 10% of the executive's base salary.

The table below sets out the annual base salaries of our NEOs in 2010 and 2011. In August 2011 the Committee reviewed the executive compensation report provided by PM&P and found our base salaries, except for those of Mr. Harris and Mr. McCulloch, to be within the middle range of the market. Effective August 29, 2011 the salaries of both Mr. Harris and Mr. McCulloch were increased by \$25,000 per year, bringing them into the middle range of the market. Base salaries will be reviewed on an annual basis and we will consider adjustments again in the first quarter of 2012.

		2010 Annual base salary		2011 Annual base salary	Percentage increase
C. Christopher Gaut	\$	625,000	\$	625,000	0%
James W. Harris	\$	300,000	\$	325,000	8.3%
Charles E. Jones	\$	475,000	\$	475,000	0%
Wendell R. Brooks	\$	375,000	\$	375,000	0%
James L. McCulloch	\$	285,000	\$	310,000	8.8%

Bonuses and annual incentive awards. Our annual incentive awards for 2011 will be formulaic and performance based. Our payouts will be expressed as a percentage of an executive's base salary as laid out in the table below. Each year the Committee will review bonus targets as well as target and actual total cash compensation paid to the named executive officers of our peer group to gauge the competitive level of our targets and ultimate payouts. Below we have highlighted our annual incentive plan effective in 2011.

[Table of Contents](#)

2011

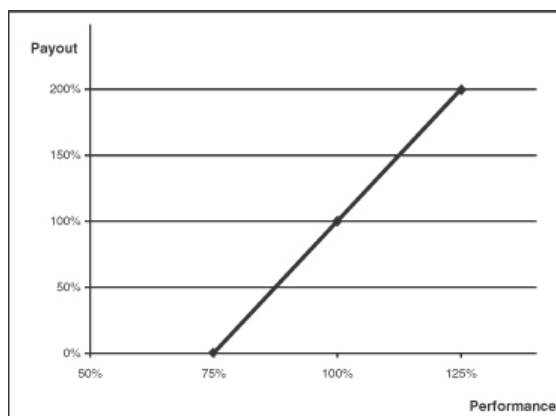
Our 2011 Management Incentive Plan (the "MIP"), which was approved and adopted by our board of directors in February 2011, is designed to incentivize and reward key executives who have a significant impact on our achievement of overall corporate performance goals. The Committee approved NEO participants and their target bonus levels for the MIP and will continue to do so for future plans.

The following table sets out the current NEO target and maximum bonus levels for 2011 expressed as a percentage of annual base salary:

Executive	Target bonus (% of base)	Maximum bonus (% of base)
C. Christopher Gaut	125%	250%
James W. Harris	80%	160%
Charles E. Jones	100%	200%
Wendell R. Brooks	100%	200%
James L. McCulloch	80%	160%

MIP payout curve

The MIP has a built in threshold such that zero bonus is paid if we achieve anything less than 75% of the established performance goals for the year. When actual performance is 125% or greater than the target performance level, referred to as "over-achievement," the participant is eligible to receive an amount of up to two times (2X) the target award.



MIP performance metrics

Under the MIP, performance is measured in terms of operating income and earnings per share. For Messrs. Gaut, Harris and McCulloch, operating income accounted for two-thirds (66.67%) of an award while earnings per share accounted for the other one-third (33.33%). For Messrs. Jones and Brooks, operating income of our company as a whole accounted for 37.5% of their potential award, operating income of their respective division accounted for 50.0%, and earnings per share

[Table of Contents](#)

of the Company accounted for 12.5%. MIP performance targets were developed by management and recommended to the Committee, which made the final determination of performance targets. Our 2011 performance targets were originally set in accordance with our 2011 operating plan, and were later adjusted for the 2011 Acquisitions. As mentioned in our compensation philosophy above, we set our bonus payout targets for the 2011 year at a level that is slightly above the market median. Our cash compensation policy provides that we pay slightly below median base salaries and utilize bonus targets slightly above median to allow our executives the opportunity to earn median or above total cash compensation, but only when our corporate performance is at target levels or above.

Long-term equity based incentives and adjustment of certain pre-combination equity awards

The pre-Combination companies historically granted equity awards to our NEOs (other than Messrs. Gaut and McCulloch, who were not employed by any such company prior to the Combination), and we expect to do so in the future through our Forum Energy Technologies, Inc. 2010 Stock Incentive Plan (the "2010 Plan"). We believe that long-term equity awards are the strongest link between executive pay and stockholder interests.

Prior to the Combination, Allied maintained the Allied Production Services, Inc. 2007 Long Term Incentive Plan, Global Flow maintained the Global Flow Technologies, Inc. 2005 Stock Incentive Plan, and Subsea maintained the Subsea Services International, Inc. 2007 Stock Incentive Plan (each, a "Pre-Combination Equity Plan"). Certain of our Named Executive Officers held equity-based awards under a Pre-Combination Equity Plan that were based on the underlying securities of their previous employing entities, whose common stock was exchanged for our common stock in connection with the Combination. In connection with the Combination, each stock option and restricted stock award outstanding under a Pre-Combination Equity Plan (including each stock option and restricted stock award held by certain of our Named Executive Officers) was converted into an award with respect to our common stock based on the exchange ratio utilized in the Combination for purposes of our acquisition of the corporate sponsor of such plan. Restricted stock awards outstanding under a Pre-Combination Equity Plan were converted into restricted shares of our common stock by multiplying the number of restricted shares still subject to the original award by the applicable exchange ratio. At the time of the Combination, both vested and unvested stock options outstanding under a Pre-Combination Equity Plan were converted into an option to acquire the number of shares of our common stock that resulted from multiplying the applicable exchange ratio by the number of shares still subject to the original award. The exercise price under each stock option was adjusted by dividing the exercise price of the original underlying stock option award by the same exchange ratio applicable to the adjustment utilized for determining the number of converted shares. The exchange ratios for our common stock used in connection with the Combination were as follows: (1) for Allied, 0.4623; (2) for Global Flow, 0.9886; and (3) for Subsea, 0.3168. The material terms of the restricted stock and stock option awards granted under a Pre-Combination Equity Plan that were converted in connection with the Combination, such as vesting or expiration schedules, remained unchanged following the Combination. In addition, at the effective time of the Combination, we assumed each Pre-Combination Equity Plan, with the result that all obligations under each such plan became our obligations.

On a going forward basis, we plan for long-term equity grants to be a significant portion of our NEO total compensation. We granted options to our NEOs in 2010 in conjunction with the Combination, and in Mr. McCulloch's case at the time of his initial employment with us, and we

[Table of Contents](#)

expect to continue to grant options in the future. Options are inherently performance based and we believe provide a strong link between our executives' and stockholders' long-term interests. We may grant restricted stock to balance the compensation risk associated with options and to provide value in equity which is tied to retention by placing a vesting requirement on the restricted stock grants. Another reason we may grant restricted stock is to conserve our share pool. Fewer full value shares are required to deliver a targeted equity value than would be required if the grant were made in options alone. We may also consider adding performance based awards to the mix of equity granted to our NEOs and may adopt a program for doing so in the future. We have not yet formally established a mix of equity vehicles (i.e., the percentages of each year's grant made up of options, restricted stock and possibly performance based shares) but plan to do so in the future to provide a balanced approach which considers the motivation of our executives, the interests of our stockholders, as well as the practices common within our peer group.

We granted a significant amount of equity-based awards in connection with the Combination and, as a result, we determined that the payment of additional grants to our NEOs during the 2011 year was not warranted; however, we anticipate that our future grants of long-term incentives will occur annually. Future grant levels will be determined by the Committee. The Committee will consider input from management and will seek the guidance of its compensation consultant in an effort to make competitive grants to each NEO.

For more information about our 2010 Plan, please see "—2010 Stock incentive plan" below.

Employee benefits

Our 401(k) Plan is designed to allow all employees, including the participating Named Executive Officers, to contribute on a pre-tax basis. Contributions to the 401(k) Plan are not taxable to employees until withdrawn from the 401(k) Plan. Each participant may elect to contribute up to 75% of his pre-tax compensation to the 401(k) Plan as pre-tax contributions (but limited by the statutory maximum of \$16,500 for 2011). Additionally, participants age 50 years and older may make a "catch-up contribution" to the 401(k) Plan each year up to an amount set by statute (\$5,500 for 2011). We currently match 100% of participant contributions up to 3% of compensation, and we match 50% of any additional contributions up to 5% of compensation, for a total potential matching contribution of 4% of compensation. We also have the discretion to provide a profit sharing contribution to each participant depending on our company's performance for the applicable year. Because of the statutory limits on amounts contributed to qualified plans, our Named Executive Officers generally do not receive the full potential matching contribution under the 401(k) Plan.

We also provide medical, dental and vision coverage to all our employees, as well as basic life and disability coverage.

Employment agreements

We believe that it is important to formally document the employment relationship that we have agreed to maintain with our Named Executive Officers in the form of employment agreements. We entered into employment agreements with each of the Named Executive Officers, except for Mr. McCulloch, effective August 2, 2010. We also entered into an employment agreement with Mr. McCulloch, effective October 25, 2010. These employment agreements are designed to

[Table of Contents](#)

provide an individual with an understanding of how the employment relationship may be extended or terminated, the compensation and benefits that we provide during the term of employment and the obligations each party has in the event of termination of the officer's employment.

We believe that severance protections, particularly in the context of a change in control transaction, play a critical role in attracting and retaining key executive officers. Providing this type of protection is common in the oilfield services industry. In addition, these benefits serve our interests by promoting a continuity of management in the context of an actual or threatened change in control transaction.

The material terms of these agreements are set forth below under "Summary compensation table" and "Grants of plan-based awards for 2011." The severance provisions within the employment agreements are set forth in detail in "Potential payments upon termination and change in control" below.

Change in control arrangements

The individual equity award agreements that govern the stock option and restricted stock awards under the 2010 Plan currently contain certain change in control protections for the NEOs, described in greater detail in the "Potential payments upon termination and change in control" section below. We provide such protections because we believe that the occurrence, or potential occurrence, of a change in control transaction will create uncertainty regarding the continued employment of our executive officers. By having certain change in control related benefits in place, we alleviate the uncertainty and put our executives in a position to make decisions in the best interest of our stockholders.

Perquisites

We do not provide for any perquisites or any other personal benefits for our executive officers that are not available to other employees.

Findings of recent compensation study

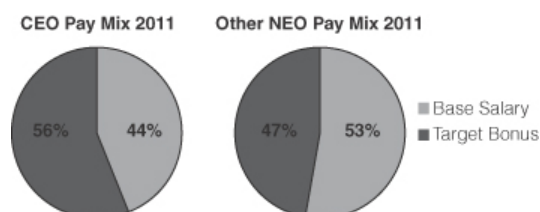
During 2011 PM&P conducted an independent review of all our executives' compensation and presented the findings of the review to the Committee. Our peer group plus PM&P's database were used to assess all three elements of pay: base, annual bonus and long-term compensation.

- Regarding base pay, with the exception of the base salary in force from the pre-Combination company role for one of the NEOs, the average base pay levels for the NEOs, including the CEO, was slightly above the 25th percentile of the market (actually 29th percentile for the NEOs – and 34th percentile for entire officer group other than Mr. Jones).
- Bonus opportunity levels provided by our annual bonus plan were slightly above market median levels. This finding supports our philosophy that variable, at-risk pay presents our executives with the opportunity to earn market median or higher total cash in superior performance years. We have implemented formal performance measures for funding and payout of the MIP.
- Long-term incentive awards were also analyzed by PM&P and were assessed as middle of the market relative to annual grants made by our peer group. The initial equity awards were at or below median when compared to typical awards to a management team at a new company.

[Table of Contents](#)

Executive compensation mix

The charts below set out our current pay mix for our CEO and other NEOs collectively based on 2011 annual base salary and the target bonus for 2011. Although it is our philosophy that equity based awards should account for a significant portion of total direct compensation, given the significant equity grants made at the end of 2010, we did not make further equity grants to our NEOs in 2011.



2011 compensation decisions

Base salary

With the exception of Messrs. Gaut and McCulloch, each of the NEOs was employed prior to the Combination by a company that participated in the Combination. Each of those NEOs had his previous salary continue at the same level following the Combination, although in some cases the individual no longer held the same position in the combined company that he previously held in the pre-Combination company. In the case of Mr. Gaut, his salary was determined by our board of directors consistent with the compensation philosophy set forth herein. As previously discussed, changes were made during the 2011 year solely with respect to Messrs. Harris and McCulloch, to bring them into the middle range of our market.

Annual bonus payments for fiscal year 2011

As described in greater detail above, awards under our MIP with respect to the 2011 calendar year were determined following an analysis of our financial results for the 2011 year. Our Committee recommended the 2011 MIP bonus payout for Mr. Gaut to the board of directors, who approved the payment, and approved the payout for each of our other Named Executive Officers in February 2012.

Executive	2011 MIP Payment (\$)	2011 Payment as % of Base Salary
C. Christopher Gaut	1,397,834	224%
James W. Harris	441,343	136%
Charles E. Jones	803,463	169%
Wendell R. Brooks	705,563	188%
James L. McCulloch	419,872	136%

The 2011 MIP comprised two financial measures for Messrs. Gaut, Harris and McCulloch: operating income and pre-tax earnings per share. The target performance measure for operating income was \$150,000,000, and the Company achieved segment operating income of \$175,687,000, or 117.1% of target. The pre-tax earnings per share target measure was \$1.75, and the Company achieved \$2.31 per share, or 132% of target. For Messrs. Jones and Brooks, the 2011

[Table of Contents](#)

MIP comprised three performance measures: operating income and pre-tax earnings per share for the Company as a whole, as set forth above, and operating income for their respective divisions. The operating income target for Mr. Jones' division was \$102,103,000, and his division achieved \$117,927,000, or 115.5% of target. The operating income target for Mr. Brooks' division was \$60,681,000, and his division achieved \$77,997,000, or 128.5% of target. In accordance with the terms of the MIP, each performance measure was adjusted as necessary for acquisitions consummated during the year. The achievement of financial measures for each executive resulted in the payments set forth above, and no discretionary adjustments were made thereto by the Committee.

2011 equity grants

Certain of our Named Executive Officers held equity-based awards that were granted under equity plans in effect prior to the Combination and, after the Combination, such awards continued to be outstanding and remained subject to the terms of the applicable plan and award agreement. Mr. Gaut's employment agreement, which was entered into when he was hired as our CEO in August 2010, provided him with a new stock option grant under the 2010 Plan covering 2,277,609 shares of our common stock at an exercise price of \$7.68 per share. This was awarded to him in connection with the closing of the Combination and was conditioned upon Mr. Gaut investing \$3.5 million of his personal net worth in the Company. Our other NEOs also received grants in 2010 which we believe provided the NEOs with a significant stake in our Company, and aligned their interests with those of our shareholders. We did not make additional grants during the 2011 calendar year.

2010 Stock incentive plan

Objective

In connection with the Combination, we adopted an amendment and restatement of the Forum Oilfield Technologies, Inc. 2005 Stock Incentive Plan, as amended (prior to such amendment and restatement, the "Prior Plan"), which changed, among other things, the name of the plan to the Forum Energy Technologies, Inc. 2010 Stock Incentive Plan. The 2010 Plan was further amended at our most recent annual meeting of shareholders to increase the number of shares of our common stock that are available for issuance pursuant to the 2010 Plan, but the amendment did not modify any other terms or conditions of the 2010 Plan, which are described in more detail below. The amendment to the 2010 Plan increased the number of shares available for issuance under the plan by 3,700,000 shares, taking the number from 14,800,000 to 18,500,000. The 2010 Plan provides us with the flexibility to make grants of options, restricted stock awards, performance awards, phantom stock awards, stock appreciation rights and bonus stock awards to our employees, consultants and directors serving on our board of directors.

Eligibility

Employees, consultants and members of our board of directors are eligible for awards under the 2010 Plan. The Committee will select the participants from time to time for the grants of awards.

Administration

The 2010 Plan will be administered by the Committee. The Committee will have the authority to select participants and to determine the terms and conditions of awards. The Committee will have the power to construe the 2010 Plan, adopt rules and regulations for administering the

[Table of Contents](#)

2010 Plan and to make all other determinations necessary or advisable for administering the 2010 Plan. Any decisions of the Committee will be conclusive. The Committee will have the ability to delegate certain of its authority as provided under the 2010 Plan. Subject to the consent of the employee, consultant or director who has been granted an award, the Committee will be authorized to amend outstanding award agreements from time to time in any manner not inconsistent with the terms of the 2010 Plan.

Shares available for awards

Pursuant to the 2010 Plan, the aggregate maximum number of shares of our common stock that may be issued under the 2010 Plan, and the aggregate maximum number of shares of our common stock that may be issued under the 2010 Plan through incentive stock options, will not exceed 18,500,000 shares (inclusive of the shares subject to outstanding awards granted under and the shares that remained available under the Prior Plan). To the extent that an award terminates or is forfeited, any shares of our common stock subject to such award will again be available for the grant of an award under the 2010 Plan. In addition, shares surrendered in payment of the exercise price or purchase price of an award, and shares withheld for payment of applicable employment taxes and/or withholding obligations associated with an award will again be available for the grant of an award under the 2010 Plan. Any shares of our common stock delivered pursuant to an award may consist, in whole or in part, of authorized and unissued shares or (where permitted by applicable law) previously issued shares of our common stock that have been reacquired. Further, the following limitations apply with respect to awards granted under the Plan:

- the maximum number of shares of our common stock that may be subject to awards denominated in shares of our common stock granted to any one individual during the term of the 2010 Plan may not exceed 50% of the aggregate maximum number of shares of our common stock that may be issued under the 2010 Plan; and
- the maximum amount of compensation that may be paid under all performance awards denominated in cash (including the fair market value of any shares of our common stock paid in satisfaction of such performance awards) granted to any one individual during any calendar year may not exceed \$20,000,000 and any payment due with respect to a performance award must be paid no later than 10 years after the date of the grant of the award.

The 2010 Plan provides that if we effect a subdivision or consolidation, or a payment of a stock dividend without receipt of consideration, on the shares of our common stock, the number of shares subject to the award, and the purchase price thereunder (if applicable) are proportionately adjusted. If we recapitalize, reclassify or otherwise change our capital structure, outstanding awards will be adjusted so that the award will thereafter cover the number and class of shares to which the holder would have been entitled if he had been the holder of record of the shares covered by such award immediately prior to the recapitalization, reclassification or other change in our capital structure. Further, the aggregate number of shares available under the 2010 Plan and the individual award limitations described above may also be appropriately adjusted by the Committee.

Awards

At the discretion of the Committee, awards under the 2010 Plan may be made in the forms described below. Each award will be evidenced by an award agreement setting out the specific terms and conditions applicable to the award.

[Table of Contents](#)

Options. The 2010 Plan provides for two types of options: incentive stock options and non-statutory stock options. Incentive stock options may only be awarded to individuals who are employed by us or one of our subsidiaries at the time of grant. The Committee will determine the purchase price per share of our common stock subject to an option; however, the purchase price will not be less than the fair market value of a share of our common stock on the date of the grant of such option. The purchase price will be paid in the manner prescribed by the Committee. The Committee will also determine the term of each option (up to a maximum term of 10 years), the time at which an option may be exercised and the method by which payment of the purchase price may be made. Option awards may include the right to surrender the optioned shares in exchange for a payment in the amount of the fair market value of the shares for which the option is surrendered over the exercise price for such shares (a "stock appreciation right"). The term of each stock appreciation right may not exceed 10 years from the date of grant.

Restricted Stock Awards. Pursuant to a restricted stock award, shares of our common stock will be issued or delivered to the participant, subject to certain restrictions on the disposition thereof and certain obligations to forfeit the shares to us as may be determined in the discretion of the Committee. The restrictions on disposition and the forfeiture restrictions for a restricted stock award may lapse upon the satisfaction of one or more of the performance criteria set forth in the 2010 Plan and determined by the Committee (which are listed below under "—Performance awards"), the holder's continued employment or service to us over a specified period of time, the occurrence of any event or the satisfaction of any other condition specified by the Committee, or any combination of the foregoing factors.

The participant may not sell, transfer, pledge, exchange, hypothecate, or otherwise dispose of the shares until the expiration of the restriction period. However, upon the issuance of shares of our common stock pursuant to a restricted stock award, except as otherwise determined by the Committee, the holder will have all the rights of a holder of our common stock with respect to the shares, including the right to vote the shares and to receive all dividends and other distributions paid with respect to the shares.

Performance awards. For performance awards granted under the 2010 Plan, the Committee will establish the maximum number of shares of common stock subject to, or the maximum value of, each performance award and the performance period over which the performance applicable to the award will be measured. The performance measures to which a performance award are subject will be determined by the Committee and will be based on one or more of the following performance measures: (a) the price of a share of our common stock, (b) our earnings per share, (c) our market share, (d) the market share of one of our business units designated by the Committee, (e) our sales, (f) the sales of one of our business units designated by the Committee, (g) our or any business unit's operating income or operating income margin, as designated by the Committee, (h) our or any business unit's net income or net income margin (before or after taxes), as designated by the Committee, (i) our or any business unit's cash flow or return on investment, as designated by the Committee, (j) our or any business unit's earnings or earnings margin before or after interest, taxes, depreciation, and/or amortization, as designated by the Committee, (k) the economic value added, (l) our return on capital, assets or stockholders' equity, (m) our total stockholders' return or (n) any combination of the foregoing.

Payment of a performance award may be made in cash, shares of our common stock or a combination thereof, as determined by the Committee.

[Table of Contents](#)

Phantom stock. The Committee will be authorized to grant phantom stock awards under the 2010 Plan. These are awards of rights to receive (including restricted stock units which give a participant the right to receive) shares of our common stock (or the fair market value thereof), or rights to receive amounts equal to share appreciation over a specific period of time. These awards vest over a period of time to be established by the Committee, without satisfaction of any performance criteria or objectives. The Committee may, in its discretion, require payment or other conditions of the recipient of a phantom stock award. A phantom stock award may include a stock appreciation right that is granted independently of a stock option. Payment of a phantom stock award may be made in cash, shares of our common stock, or a combination thereof.

Bonus stock awards. The Committee will also be authorized to grant bonus stock awards under the 2010 Plan. Bonus stock awards are unrestricted shares of our common stock that are subject to such terms and conditions as the Committee may determine and they need not be subject to performance criteria or objectives or to forfeiture.

Corporate change

The 2010 Plan provides that, upon a Corporate Change (as defined below), the Committee may accelerate the vesting and exercise date of options and stock appreciation rights, cancel options and stock appreciation rights and cause us to make payments in respect thereof in cash or adjust the outstanding options and stock appreciation rights as appropriate to reflect the Corporate Change. Upon the occurrence of a Corporate Change, the Committee may fully vest any restricted stock awards then outstanding and, upon such vesting, all restrictions applicable to the restricted stock will terminate. The 2010 Plan provides that a Corporate Change occurs if:

- we are dissolved and liquidated;
- we are not the surviving entity in any merger, consolidation or reorganization (or survive only as a subsidiary of an entity);
- we sell, lease or exchange or agree to sell, lease or exchange all or substantially all of our assets;
- any person, entity or group acquires or gains ownership or control of more than 50% of the outstanding shares of our voting stock; or
- after a contested election of directors, the persons who were directors before such election cease to constitute a majority of our board of directors.

Transferability of awards

Generally, awards granted under the 2010 Plan may not be transferred other than (i) by will or the laws of descent and distribution, (ii) pursuant to a qualified domestic relations order as defined by the Code or Title I of the Employee Retirement Income Security Act of 1974, as amended or (iii) with the consent of the Committee. Each incentive stock option is not transferable other than by will or the laws of descent and distribution and is exercisable during the holder's lifetime only by the holder or the holder's guardian or legal representative.

[Table of Contents](#)

Amendment and termination of 2010 Plan

Our board of directors, in its discretion, may terminate the 2010 Plan at any time with respect to any shares of our common stock for which awards have not been granted. Our board of directors also has the right to alter or amend the 2010 Plan or any part thereof from time to time; provided that no change in the 2010 Plan may be made that would materially impair the rights of a participant without the consent of the participant. In addition, our board of directors may not, without approval of our stockholders, amend the 2010 Plan to increase the aggregate maximum number of shares our common stock that may be issued under the 2010 Plan, increase the aggregate maximum number of shares of our common stock that may be issued under the 2010 Plan through incentive stock options, change the class of individuals eligible to receive awards under the 2010 Plan or amend or delete the restrictions on the repricing of options.

Actions taken after the 2011 year

2012 Base Salaries and 2012 MIP

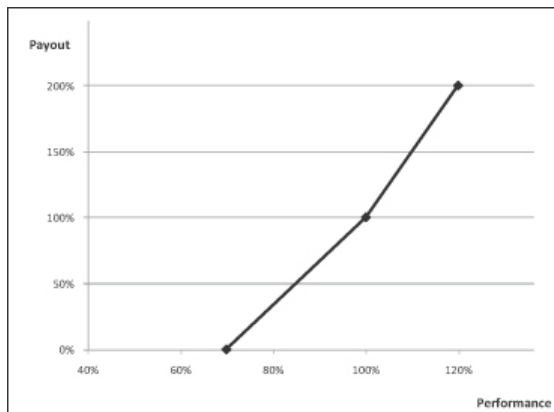
Our Committee approved the 2012 base salaries, and the 2012 MIP target bonus opportunities for each of our Named Executive Officers other than Mr. Gaut. Our board of directors approved Mr. Gaut's base salary and MIP target bonus opportunity. Our Committee also approved the design of the 2012 MIP.

Executive	2012 Base Salary (\$)	Increase % from 2011 Base Salary	Target bonus (% of base)	Maximum bonus (% of base)
C. Christopher Gaut	625,000	0%	125%	250%
James W. Harris	341,250	5.0%	80%	160%
Charles E. Jones	475,000	0%	100%	200%
Wendell R. Brooks	375,000	0%	100%	200%
James L. McCulloch	320,500	3.39%	80%	160%

[Table of Contents](#)

2012 MIP payout curve

The 2012 MIP is designed similarly to the 2011 MIP in respect of the operating income measure, in that there is a threshold performance level, a target level and an over-achievement level. The 2012 MIP threshold level is 70%, the target level is set at 100%, while the over-achievement level is set at 120%. The bonus award will be a linear interpolation between those levels for actual performance, as shown below.



2012 MIP performance metrics

Performance for the 2012 MIP will vary from the 2011 MIP in that it will be measured in terms of operating income and a safety measure, instead of operating income and earnings per share. The Committee decided that maintaining operating income as a measure would align the interests of the executives with those of its shareholders. Safety is an overriding value of the Company.

The safety measure is based on the Total Recordable Incident Rate ("TRIR"), which is a measure of the recordable workplace injuries that occur during the year, calculated by multiplying the number of recordable injuries in a calendar year by 200,000 (100 employees working 2,000 hours per year), and dividing this value by the total man-hours actually worked in the year. For our Named Executive Officers, the operating income performance will account for 80% of the overall bonus potential while TRIR levels will account for 20% of the bonus potential. The operating income measure will be derived from the 2012 Financial Plan set by our board of directors, adjusted for acquisitions during the year. The safety measures have been designed in order to incentivize improvements in TRIR for the Company as a whole, for each division and for each product line. The targets for each product line were established with reference to past safety results and the average TRIR for the oil and gas manufacturing industry, as reported in 2010 by the U.S. Department of Labor. Threshold and over-achievement levels were set at points recommended by management in order to create stretch goals while at the same time maintaining the incentive of each product line throughout the year, and not as percentages of target TRIR. For Messrs. Gaut, Harris and McCulloch, TRIR performance for the Company as a whole accounts for 6.8% of their MIP target, and the performance of each product line accounts for 2.2%. For Messrs. Jones and Brooks, TRIR performance for the Company as a whole accounts for 6.8% of their MIP target, and the performance of each product line within their respective division accounts for 4.4%.

[Table of Contents](#)

IPO equity compensation awards

Our Committee, and our board of directors in respect of Mr. Gaut, has granted equity-based compensation awards to each of the Named Executive Officers contingent upon our successful completion of this initial public offering. The awards were granted pursuant to our 2010 Plan and consisted of both restricted stock awards and stock option awards as set forth in the table below

Executive	Stock Option Awards (1)	Restricted Stock Awards (2)
C. Christopher Gaut	194,250	66,230
Charles E. Jones	69,930	23,680
Wendell R. Brooks	69,930	23,680
James W. Harris	58,460	19,980
James L. McCulloch	48,470	16,650

- (1) The stock option awards vest annually in equal installments over a four year period, have an option exercise price equal to the price offered the public in this offering and expire on the tenth anniversary of the closing of this offering.
- (2) The restricted stock awards vest annually in equal installments over a four year period.

Employment Agreements

Our Committee has determined that certain amendments should be made to each of our Named Executive Officer's employment agreements during the 2012 year (with the exception of Mr. Jones, whose employment agreement already contains the protections described below), and we are in the process of amending those agreements. After a thorough review of the potential change in control payments that our Named Executive Officers could receive pursuant to their employment agreements and equity compensation awards, the Committee recognized that the Named Executive Officers could be subject to significant excise taxes in the event that we consummated a change in control in the near future. In general, certain executive officers that receive payments that are contingent on a change in control can be subject to excise taxes in addition to the normal income taxes associated with that payment if the change in control-related payments exceed certain thresholds. Each executive's threshold amount is based upon the compensation that the individual has received over the five year period prior to the change in control.

In view of the recent compensation history of each of our Named Executive Officers, including the fact that they have been limited in their ability to realize value from equity-based compensation awards due to the illiquid nature of the Company's shares, but that such awards would be accelerated in the event of a change in control, it was apparent to the Committee, and in Mr. Gaut's case to the board of directors, that excise taxes could offset a material amount of compensation in the event of a change in control. The Committee discussed this hypothetical situation with PM&P, and determined that it would be appropriate to remove any possible conflicts of interest that could exist between our Named Executive Officers and our stockholders in assessing any potential change in control transaction by providing the Named Executive Officers with limited tax protection for change in control-related payments. We have chosen to

[Table of Contents](#)

provide tax protections until December 31, 2014 because the equity awards that have been previously granted to our Named Executive Officers, as well as a sufficient number of equity awards that we have granted to them in connection with this offering, will become vested and/or exercisable during this period and will sufficiently increase each executive's threshold compensation amount to alleviate the excise tax concern. All tax protections included in the Named Executive Officers' employment agreements (with the exception of Mr. Jones, whose protection will continue) will thus sunset on December 31, 2014.

2012 Peer Group

The Committee, with the assistance of PM&P, reviewed our 2011 peer group in February 2012 to determine whether any changes should be made to the group for 2012. Our Committee determined that it was appropriate to revise our peer group to include only those companies more comparable to our revenue size. With respect to the 2012 compensation decisions, the peer group that the Committee and our board of directors will analyze will be composed of the following companies (tables includes company name and ticker symbol):

ATW	Atwood Oceanics, Inc.	OII	Oceaneering International, Inc
BAS	Basic Energy Services, Inc.	OIS	Oil States International, Inc.
BRS	Bristow Group, Inc.	PKD	Parker Drilling Co.
CLB	Core Laboratories NV	PTEN	Patterson-UTI Energy, Inc.
DRC	Dresser-Rand Group Inc.	RBN	Robbins & Myers, Inc.
HLX	Helix Energy Solutions Group, Inc.	RDC	Rowan Companies, Inc.
KEG	Key Energy Services, Inc.	CKH	SEACOR Holdings Inc.
LUFK	Lufkin Industries, Inc.	TDW	Tidewater Inc.

Other policies and practices

Clawbacks

Payments made under our incentive plans, as well as any other payments and benefits which an NEO receives pursuant to a company plan or other arrangement, shall be subject to a clawback to the extent necessary to comply with the requirements of the Dodd-Frank Wall Street Reform and Consumer Protection Act or any other SEC guidelines. Our clawback policies will be reviewed annually.

Risk assessment

Our board of directors has reviewed our compensation policies as generally applicable to our employees and believes that our policies do not encourage excessive and unnecessary risk-taking, and that the level of risk that they do encourage is not reasonably likely to have a material adverse effect on us. In the future our Committee will perform this assessment and if a likelihood of a material risk exists, it will enlist additional resources for a full assessment.

Our compensation philosophy and culture support the use of base salary, certain performance-based compensation, and benefit plans that are generally uniform in design and operation throughout our organization and with all levels of employees. These compensation policies and

[Table of Contents](#)

practices are centrally designed and administered, and are substantially identical between our business segments. In addition, the following specific factors, in particular, reduce the likelihood of excessive risk-taking:

- Our overall compensation levels are competitive with the market;
- Our compensation mix is balanced among (i) fixed components like salary and benefits and (ii) annual incentives that reward our overall financial performance, business unit financial performance, operational measures and individual performance;
- We intend to always have a strategic long-term plan;
- Our annual corporate goals will be established with specific consideration given to behavioral risk;
- We will implement appropriate performance measures each year, whether absolute or relative;
- We have established maximum payouts to cap any performance incentives in place; and
- We have clawback provisions built into the MIP.

In summary, although a portion of the compensation provided to Named Executive Officers is based on our performance or individual successes of the employee, we believe our compensation programs do not encourage excessive and unnecessary risk-taking by executive officers (or other employees) because these programs are designed to encourage employees to remain focused on both our short- and long-term operational and financial goals. We set performance goals that we believe are reasonable in light of our past performance and market conditions.

Accounting and tax considerations

Under Section 162(m) of the Internal Revenue Code of 1986, as amended (the "Code"), a limitation was placed on tax deductions of any publicly-held corporation for individual compensation to certain executives of such corporation exceeding \$1,000,000 in any taxable year, unless the compensation is performance-based. An exception applies to this deductibility limitation for a limited period of time in the case of companies that become publicly-traded.

When Section 162(m) of the Code applies to us, we reserve the right to use our judgment to authorize compensation payments that do not comply with the exemptions in Section 162(m) of the Code when we believe that such payments are appropriate and in the best interest of the stockholders, after taking into consideration changing business conditions or the executive's individual performance and/or changes in specific job duties and responsibilities.

If an executive is entitled to nonqualified deferred compensation benefits that are subject to Section 409A of the Code, and such compensation does not comply with Section 409A of the Code, then the benefits are taxable in the first year they are not subject to a substantial risk of forfeiture and are subject to certain additional adverse tax consequences. We intend to design such arrangements to comply with (or be exempt from) Section 409A of the Code to the extent that the design is also appropriate for our business goals with respect to that arrangement.

All equity awards to our employees, including executive officers, and to our directors will be granted and reflected in our consolidated financial statements, based upon the applicable accounting guidance, at fair market value on the grant date in accordance with FASB Accounting Standards Codification, Topic 718, "Compensation—Stock compensation."

[Table of Contents](#)

Summary compensation table

The following table shows information concerning the annual compensation for services provided to us by our Named Executive Officers during the 2010 and 2011 fiscal years.

Summary compensation table

Name and Principal Position	Year	Salary	Bonus	Stock	Option	Non-Equity	All Other	Total
		(\$)	(\$)	Awards (\$)(1)	Awards (\$)(1)	Incentive Plan Compensation (\$)(2)	Compensation (\$)(3)	(\$)
C. Christopher Gaut	2011	625,000	—	—	—	1,397,834	14,700	2,037,534
Chief Executive Officer and Chairman of the Board	2010	252,404	625,000	—	6,462,254	—	320,182	7,659,840
James W. Harris	2011	307,692	—	—	—	441,343	19,639	768,674
Sr. Vice President and Chief Financial Officer	2010	276,178	234,203	122,529	689,614	—	71,559	1,394,083
Charles E. Jones	2011	475,000	—	—	—	801,563	23,237	1,299,800
Executive Vice President; President—Drilling and Subsea			671,345	749,957	997,310	—	10,917	2,904,529
	2010	475,000	—	—	—	—	—	—
Wendell R. Brooks	2011	375,000	—	—	—	705,563	14,700	1,095,263
Executive Vice President; President—Production & Infrastructure	2010	344,100	397,708	—	734,860	—	14,700	1,491,368
James L. McCulloch	2011	292,692	—	—	—	419,872	12,250	724,814
Sr. Vice President, General Counsel and Secretary	2010	49,327	—	500,350	618,180	—	—	1,167,857

- (1) We did not grant stock awards or option awards to our Named Executive Officers during the 2011 calendar year. The amounts disclosed in the "2010" rows represent the grant date fair value in 2010 as determined in accordance with FASB Accounting Standards Topic 718. All 2010 equity awards were granted based on the fair market value of a share of our common stock being \$7.68. Other assumptions included: (a) an exercise price of \$7.68; (b) an expected term of 6.25 years; (c) volatility of 33.73%; (d) a dividend yield of 0.0%; (e) a risk free investment rate of 2.0%; and (f) a Black-Scholes value of \$2.84.
- (2) Amounts reflect the 2011 MIP award payments that we made to the Named Executive Officers during the first quarter of 2012.
- (3) All amounts reflected in this column for 2011 represent contributions that we made to each Named Executive Officer's 401(k) Plan accounts.

Grants of plan-based awards for 2011

We did not grant any plan-based awards to our Named Executive Officers during the 2011 calendar year.

Employment agreements

In connection with the Combination, we entered into employment agreements with Messrs. Gaut, Harris, Jones and Brooks. We also entered into an employment agreement with Mr. McCulloch dated October 25, 2010.

The employment agreements we entered into with Messrs. Gaut, Harris, Jones, Brooks, and McCulloch are each dated effective as of August 2, 2010, except as noted above with respect to Mr. McCulloch, and they contain substantially similar provisions with the exception of the determination of the amount of the severance benefit described below under "Quantification of payments." The initial term of each employment agreement will terminate on the second anniversary of its effective date, provided that commencing on such second anniversary, the term will be automatically extended for successive one-year periods unless either party gives 60-days

[Table of Contents](#)

prior written notice of its intention to not renew the term of employment. The employment term can also be terminated at any time upon prior written notice by us or the executive. Each employment agreement provides that the annual base salary for the executive will not be less than the following: Mr. Gaut, \$625,000; Mr. Harris, \$300,000; Mr. Jones, \$475,000; Mr. Brooks, \$375,000; and Mr. McCulloch, \$285,000. Each executive will be eligible to participate in, and may be awarded an annual bonus under, our annual cash incentive bonus program if certain performance targets are met for the performance period, which is expected to be each calendar year. Mr. Gaut's employment agreement also contains an additional provision that provided him with a one-time stock option grant in connection with the consummation of the Combination covering 2,277,609 shares of our common stock, which will vest in four equal installments on each year anniversary of the grant date. Mr. Jones' employment agreement also included excise tax protection in the event of a change in control, as this provision was included in his prior agreement. Under each of the employment agreements, if the executive's employment is terminated prior to the expiration of the term by the executive for good reason, by notice of non-renewal by us, or by our action for any reason other than the executive's death or disability or for cause, subject to the executive's execution and nonrevocation of a release within the period specified in the employment agreement, the executive will be entitled to receive certain severance payments and benefits from us. Please see the "Potential payments upon termination and change in control" section below for a more detailed description of the terms and payments provided under each of the employment agreements.

Outstanding equity awards at 2011 fiscal year end

The Named Executive Officers (other than Mr. McCulloch) held equity-based awards prior to the Combination. The pre-Combination equity awards that were issued to the Named Executive Officers by Allied, Global Flow and Subsea were adjusted and converted into awards that are now based on our common stock. Awards that were granted by FOT prior to the Combination were not adjusted in connection with the Combination. The awards disclosed below reflect awards that were granted to the Named Executive Officers at their previous employing entities as well as awards that we granted to the Named Executive Officers under the 2010 Plan (including under the terms of such plan as it existed prior to its amendment and restatement as described above under "2010 Stock incentive plan"). Expiration dates are also shown for each individual award. Additionally, no performance-based equity grants have been made to the Named Executive Officers.

For a detailed explanation of the exchange ratios utilized for the conversion of equity-based awards in connection with the Combination, please see "Elements of compensation for our named executive officers—Long-term equity based incentives and adjustment of certain pre-combination equity awards."

Outstanding equity awards as of December 31, 2011

	Number of securities underlying unexercised options	Number of securities underlying unexercised options	Option exercise price	Option expiration date	Number of shares of stock that have not vested	Market value of shares of stock that have not vested (\$)(1)
C. Christopher Gaut	569,430	1,708,179(2)	\$ 7.68	8/1/2020	1,813(3) 5,772(4)	29,400 93,600
James W. Harris	9,731 15,725 55,500 5,291	3,219(5) 15,725(6) 166,500(2) 15,762(7)	\$ 8.65 \$ 6.08 \$ 7.68 \$ 7.68	1/31/2012 6/30/2014 8/1/2020 11/29/2020	11,951(8)	193,800
Charles E. Jones	222,000 42,550 87,875	— 42,550(6) 263,625(2)	\$ 8.65 \$ 6.08 \$ 7.68	9/29/2012 6/30/2014 8/1/2020	73,186(9)	1,186,800
Wendell R. Brooks	128,279 128,279 12,839 6,401 64,750 55,500	— — 4,255(10) 6,401(11) 194,250(2)	\$ 5.85 \$ 5.85 \$ 5.85 \$ 5.85 \$ 7.68 \$ 7.68	9/30/2017 10/21/2017 11/20/2018 12/16/2019 8/1/2020 10/25/2020		
James L. McCulloch		166,500(12)	\$ 7.68	10/25/2020	48,840(13)	749,760

(1) Amounts in this column were calculated by assuming a market value of our common stock of \$16.22 per share.

(2) Options vest annually in equal installments over a three year period on each of August 2, 2012, 2013 and 2014.

(3) Restricted stock vests 100% on July 28, 2012.

(4) Restricted stock vests annually in equal installments over a two year period on each of September 15, 2012 and 2013.

(5) Options vest 100% on February 1, 2012.

(6) Options vest annually in equal installments over a two year period on each of July 1, 2012 and 2013.

(7) Options vest annually in equal installments over a three year period on each of November 29, 2012, 2013 and 2014.

(8) Restricted stock vests annually in equal installments over a three year period on each of November 29, 2012, 2013 and 2014.

(9) Restricted stock vests annually in equal installments over a four year period on each of November 1, 2011, 2012, 2013 and 2014.

(10) Options vest annually in equal installments over a two year period on each of November 21, 2012 and 2013.

)

(11) Options vest annually in equal installments over a two year period on each of December 17, 2012 and 2013.

)

(12) Options vest annually in equal installments over a three year period on each of October 25, 2012, 2013 and 2014.

)

(13) Restricted stock vests annually in equal installments over a three year period on each of October 25, 2012, 2013 and 2014.

)

[Table of Contents](#)

Options exercised and stock vested in the 2011 fiscal year

None of the NEOs exercised a stock option award during 2011. Values shown in the table below were calculated by multiplying the number of shares of restricted stock that vested by the market value of our common stock on the date of vesting.

Stock vested for the year ended December 31, 2011

	Number of shares acquired on vesting		Stock Awards Value realized on vesting
C. Christopher Gaut	23,236	\$	326,454
James W. Harris	3,996	\$	61,344
Charles E. Jones	143,856	\$	2,208,384
Wendell R. Brooks	34,743	\$	533,352
James L. McCulloch	16,280	\$	249,920

Pension benefits

We maintain a 401(k) Plan for our employees, including our Named Executive Officers, but at this time our Named Executive Officers do not participate in a pension plan.

Non-qualified deferred compensation

We do not provide our Named Executive Officers with a deferred compensation plan at this time.

Potential payments upon termination and change in control

The employment agreements we maintain with our Named Executive Officers will provide the executives with severance benefits upon certain terminations of employment, and the individual award agreements that govern our stock option and restricted stock awards under the 2010 Plan contain accelerated vesting provisions that will apply upon our Change in Control (as defined below).

The employment agreements for each of our Named Executive Officers contain similar termination provisions. Under the employment agreements, if the executive's employment is terminated prior to the expiration of the term by the executive for good reason (as defined below), by notice of non-renewal by us, or by our action for any reason other than his death or disability (as defined below) or for cause (as defined below), subject to the executive's execution and nonrevocation of a release within the period specified in the employment agreement, the executive will be entitled to receive the following benefits: (1) a lump sum payment of an amount equal to the applicable "severance multiple" times the sum of his annual base salary at the time of the termination plus a specified percentage of his annual base salary, (2) a lump sum payment of an amount equal to his unpaid bonus for the prior calendar year, if any, payable at the same time such bonus is paid to active executives, (3) a lump sum payment of an amount equal to his bonus for the calendar year in which his termination occurs, if any, as determined in good faith by our board of directors in accordance with the performance criteria established pursuant to the employment agreement, prorated through and including the date of termination, payable at the same time as such bonus is paid to active executives and (4) if he elects COBRA continuation coverage for himself and his eligible dependents, monthly reimbursement of the differential between the COBRA premium and the active executive contribution amount for such coverage under our group health plans for up to eighteen months.

[Table of Contents](#)

The employment agreements provide that the "severance multiple" in clause (1) above is two for each of our Named Executive Officers unless the executive's termination of employment occurs on or within two years after the occurrence of a Change in Control, in which case the "severance multiple" is three. The employment agreements for our Named Executive Officers (other than Mr. Jones) provide that in the event any payments to the executives constitute excess parachute payments within the meaning of Section 280G of the Code, payments under the employment agreement will be reduced to an amount that would no longer create an excess parachute payment or be paid in full, whichever produces the better net after-tax position for the executive. Please read "—Actions taken after the 2011 year—Employment agreements." Consistent with Mr. Jones's prior employment agreement with FOT, his employment agreement provides that any payments or benefits to which he may be entitled (whether under the employment agreement or otherwise) which would be subject to a parachute payment excise tax under Section 4999 of the Code will be grossed up so that he will receive an additional payment from us sufficient to cover such excise tax and all excise taxes imposed on such additional payment. If a Named Executive Officer's employment is terminated for any reason other than those described above, the executive will continue to receive his compensation and benefits to be provided by us until the date of termination, and the compensation and benefits will terminate contemporaneously with the termination of his employment. Under the terms of the employment agreements, subject to certain exceptions, the executives may not compete in the market in which we and our respective affiliates engage during his employment and for two years following the termination of his employment.

The employment agreements define the term "Good Reason" as any of the following events: (1) a material decrease in annual base salary (other than as part of a decrease of up to 10% for all of our executive officers), (2) in the case of Mr. Gaut, the executive's demotion from his current position with the Company, and in the case of Messrs. Harris, Jones, Brooks and McCulloch a material diminution in the executive's authority, duties or responsibilities (other than certain changes in management structure primarily affecting reporting responsibility); or (3) an involuntary relocation of the geographic location of the executive's principal place of employment by more than 75 miles. "Disability" is generally defined as an executive's inability to perform the executive's duties or fulfill his obligations under the employment agreement by reason of any physical or mental impairment for a continuous period of not less than three months. The employment agreements state that a termination for "Cause" will occur when an executive has (a) engaged in gross negligence or willful misconduct in the performance of his duties with respect to us, (b) materially breached any material provision of his employment agreement or any written corporate policy, (c) willfully engaged in conduct that is materially injurious to us, or (d) been convicted of, pleaded no contest to, or received adjudicated probation or deferred adjudication in connection with a felony involving fraud, dishonesty or moral turpitude.

In terms of the severance benefits payable to our Named Executive Officers under the circumstances described above that are based on the "severance multiple," the following table sets out the formula for determining the amount of such benefits for the Named Executive Officers' under the agreements.

[Table of Contents](#)

Executive		Base salary as of December 31, 2011 ("B")	2011 annual bonus target ("T") as a percent of base	Severance amount for termination not within 2 years after a change in control	Severance amount for termination within 2 years after a change in control
C. Christopher Gaut	\$	625,000	125%	2 times (B+T)	3 times (B+T)
Charles E. Jones	\$	475,000	100%	2 times (B+T)	3 times (B+T)
Wendell R. Brooks	\$	375,000	100%	2 times (B+T)	3 times (B+T)
James W. Harris	\$	325,000	80%	2 times (B+T)	3 times (B+T)
James L. McCulloch	\$	310,000	80%	2 times (B+T)	3 times (B+T)

"Change in Control" is generally defined in the employment agreements to occur upon (1) the acquisition by an individual, entity or group (within the meaning of the Exchange Act) of the beneficial ownership of fifty percent or more of either (a) our then outstanding shares of common stock, or (b) the combined voting power of our then outstanding voting securities entitled to vote in our election of directors; (2) the date the individuals who, immediately following the time when our stock becomes publicly traded, constitute our board of directors (and certain approved individuals who become directors after such time) cease to constitute a majority of the board of directors; or (3) the consummation of a corporate transaction (merger, reorganization, consolidation, or a sale of all or substantially all of our assets) unless, following that transaction, all or substantially all of the individuals and entities that were the beneficial owners of our outstanding common stock and outstanding voting securities prior to the transaction still beneficially own more than fifty percent of those shares of common stock or voting power of the resulting entity following the transaction, and at least a majority of the members of the board of directors of the ultimate parent entity resulting from the transaction were members of our board of directors at the time of the execution of the agreement that led to the transaction. The employment agreements include a modified definition of the term "Change in Control" that applies before our stock becomes publicly traded.

The restricted stock and stock option award agreements under our 2010 Plan have accelerated vesting provisions in the event of our Change in Control (the 2010 Plan and award agreements contain substantially the same definition of a Change in Control as provided within the Named Executive Officer's employment agreement). If a Change in Control occurs during the period of time that the award is still outstanding, any unvested portion of the award will immediately vest so long as the executive has been continuously employed with us from the date of grant until the Change in Control event.

Quantification of payments

The table below discloses the amount of compensation and/or benefits due to the Named Executive Officers in the event of their termination of employment and/or in the event we undergo a Change in Control. The amounts disclosed assume such termination and/or the occurrence of such Change in Control was effective December 31, 2011, and using the price of our common stock on that date of \$16.22. The column titled "Termination without cause, for good reason, or due to non-extension by company not within a two year period following a change in control" utilizes the 2 times (B+T) formula above, while the column titled "Termination without cause, for good reason, or due to non-extension by company within a two year period following a change in control" utilizes the 3 times (B+T) formula. COBRA premiums reflected below are based upon the monthly premiums in effect for each of the Named Executive Officers

[Table of Contents](#)

with respect to medical, dental and vision expenses effective as of January 1, 2012 for a period of eighteen months. Mr. Jones' Change in Control payment reflects our estimation of the payment that would be necessary to gross him up for the excise taxes he could be required to pay following a Change in Control. The amounts below constitute estimates of the amounts that would be paid out to the Named Executive Officers upon their respective terminations and/or upon a Change in Control under such arrangements, but final amounts can only be determined with certainty upon the actual event. The actual amounts to be paid out are dependent on various factors, which may or may not exist at the time a Named Executive Officer is actually terminated and/or a Change in Control actually occurs. Therefore, such amounts and disclosures should be considered "forward-looking statements."

Named Executive Officer	Termination due to death or disability (\$)	Termination without cause, for good reason, or due to non-extension by company not within a two year period following a change in control (\$)	Termination without cause, for good reason, or due to non-extension by company within a two year period following a change in control (\$)	Change in control without termination (\$)
C. Christopher Gaut				
Salary	NA	1,250,000	1,875,000	—
Bonus Amounts	NA	1,562,500	2,343,750	—
COBRA Premiums	NA	17,180	17,180	—
Change in Control Payments	NA	NA	NA	—
Accelerated Equity Vesting	NA	14,698,384	14,698,384	14,698,384
Total	—	17,528,064	18,934,314	14,698,384
James W. Harris				
Salary	NA	650,000	975,000	—
Bonus Amounts	NA	520,000	780,000	—
COBRA Premiums	NA	17,180	17,180	—
Change in Control Payments	NA	NA	NA	—
Accelerated Equity Vesting	NA	1,932,822	1,932,822	1,932,822
Total	—	3,120,002	3,705,002	1,932,822
Charles E. Jones				
Salary	NA	950,000	1,425,000	—
Bonus Amounts	NA	950,000	1,425,000	—
COBRA Premiums	NA	21,929	21,929	—
Change in Control Payments	NA	NA	1,195,976	—
Accelerated Equity Vesting	NA	3,867,484	3,867,484	3,867,484
Total	—	5,789,413	7,935,389	3,867,484

[Table of Contents](#)

		Termination without cause, for good reason, or due to non-extension by company not within a two year period following a change in control (\$)	Termination without cause, for good reason, or due to non-extension by company within a two year period following a change in control (\$)	Change in control without termination (\$)
Named Executive Officer				
Wendell R. Brooks				
Salary	NA	750,000	1,125,000	—
Bonus Amounts	NA	750,000	1,125,000	—
COBRA Premiums	NA	26,447	26,447	—
Change in Control Payments	NA	NA	NA	—
Accelerated Equity Vesting	NA	3,458,180	3,458,180	3,458,180
Total	—	4,984,627	5,734,627	3,458,180
James L. McCulloch				
Salary	NA	620,000	930,000	—
Bonus Amounts	NA	496,000	744,000	—
COBRA Premiums	NA	22,194	22,194	—
Change in Control Payments	NA	NA	NA	—
Accelerated Equity Vesting	NA	2,212,695	2,212,695	2,212,695
Total	—	3,350,889	3,908,889	2,212,695
Total	NA	34,772,995	40,218,221	26,169,565

Director compensation

Directors fees

All non-employee directors, with the exception of Mr. Baldwin and Mr. Waite, have received an annual retainer of \$50,000. The Chairman of the Audit Committee has received an additional annual retainer of \$15,000, and the other members of that committee have received an additional annual retainer of \$5,000. We have not paid board of directors meeting fees or committee meeting fees to our directors.

Both Mr. Baldwin and Mr. Waite are Managing Directors of LESA, the ultimate general partner of SCF. It is LESA's policy that its directors and others associated with it do not receive retainers for board service until the company on whose board they serve becomes publicly traded.

In August 2011 PM&P benchmarked our director compensation using compensation data gathered from the same peer group used to analyze compensation for our executive officers, as well as supplemental data from published market surveys, in order to determine whether, and to what extent, it would be appropriate to increase director compensation following an initial public offering. Directors serving on public company boards are exposed to enhanced liability and assume duties and responsibilities over and above those required of private company directors.

As a result of the benchmarking survey, and with the assistance of PM&P, it was determined that upon the completion of an initial public offering all non-employee directors, including

[Table of Contents](#)

Mr. Baldwin and Mr. Waite, will receive an annual retainer of \$60,000. The Chairman of the Audit Committee will receive an additional annual retainer of \$15,000, and the other members of that committee will receive additional annual retainers of \$7,500. The Chairman of any other committee will receive an additional annual retainer of \$10,000 and members of other committees will receive an additional annual retainer of \$5,000.

Director equity-based compensation

We anticipate that each non-employee director will receive equity-based compensation. In 2010 we granted stock options to our non-employee directors, with the exception of Mr. Baldwin and Mr. Waite, in accordance with a formula determined by our board of directors. In 2011 we granted initial stock options to Ms. Angelle and Mr. Carrig upon their joining of our board of directors, and granted annual stock options in accordance with our formula to the non-employee members of the board (in Ms. Angelle's case on a prorated basis in view of her appointment to the Board in February 2011), except for Mr. Baldwin, Mr. Waite and Mr. Carrig, the latter of whom had only recently been appointed to our board of directors. It has been determined to grant restricted shares or restricted share units to non-employee directors, including Mr. Baldwin and Mr. Waite, on an annual basis after our initial public offering in the amount of \$125,000. The annual awards will have a one year vesting period from the date of grant. Mr. Raspino joined the board in January 2012.

Director Compensation for the year ended December 31, 2011

Name(1)	Fees Earned or Paid in Cash\$(2)	Option Awards\$(3)	Total(\$)
Evelyn M. Angelle	48,750	67,633	116,383
John A. Carrig	27,500	39,162	66,662
Michael McShane	53,750	42,406	96,156
Franklin Myers	53,750	42,406	96,156
John Schmitz	53,750	42,406	96,156

- (1) Messrs. Baldwin and Waite did not receive any compensation for their services as directors during 2011.
- (2) Amounts reflect installments of our annual retainer as well as meeting fees or additional retainer fees for committee participation.
- (3) Amounts in the "Option Awards" column represent the grant-date fair value in 2011 as determined in accordance with the FASB Accounting Standards Topic 718. Ms. Angelle received grants of 9,361 options on February 24, 2011 with an exercise price of \$10.68 and of 3,256 options on August 17, 2011 with an exercise price of \$15.35. Mr. Carrig received a grant of 6,549 options on July 25, 2011 with an exercise price of \$15.27. Messrs. McShane, Myers and Schmitz each received grants of 6,512 options on August 17, 2011 with an exercise price of \$15.35. The Black-Scholes Inputs are as follows:

Input	Input Values		
	2/24/2011	7/25/2011	8/17/2011
Exercise Price	\$ 10.68	\$ 15.27	\$ 15.35
Volatility	43.9%	36.3%	42.0%
Risk-free Rate	2.62%	2.01%	1.27%
Term	6.25	6.25	6.25
Dividend Yield	0.0%	0.0%	0.0%
Black-Scholes Value	\$ 4.96	\$ 5.98	\$ 6.51

As of December 31, 2011, the total number of shares of common stock subject to outstanding stock option awards held by each director is as follows: Ms. Angelle, 12,617; Mr. Carrig, 6,549; Mr. McShane, 28,786; Mr. Myers, 16,280; and Mr. Schmitz, 19,536.

Certain relationships and related party transactions

The descriptions set forth below are qualified in their entirety by reference to the applicable agreements.

The Combination

The Combination closed on August 2, 2010. Immediately prior to the Combination, SCF owned the following amounts of each of the five companies involved in the Combination (before giving effect to the application of the exchange ratios used with respect to the Combination to convert the shares of each company into shares of our common stock):

Company	No. of shares	Percentage ownership
FOT	17,213,362	64.4%
Global Flow	6,031,000	87.9%
Allied	4,810,000	46.2%
Triton	23,005,379	79.1%
Subsea	6,290,000	89.9%

Immediately following the completion of the transactions contemplated by the Combination and the related transactions, SCF would have been deemed to have beneficially owned a total of 56,195,304 shares of our common stock (calculated pursuant to Rule 13d-3 under the Securities Exchange Act of 1934). This beneficial ownership would have consisted of (1) 36,672,994 shares of common stock issued to SCF in connection with the Combination, (2) 6,507,412 shares of common stock issued to SCF in connection with its original subscription of approximately \$50 million immediately following the Combination, (3) warrants to purchase 3,253,706 shares of our common stock issued to SCF in connection with its original \$50 million subscription at the closing of the Combination, (4) 6,507,449 shares of common stock issuable to SCF had it exercised its subscription right for the remaining \$50 million of committed capital in full immediately following the closing of the Combination, and (5) warrants to purchase 3,253,743 shares of our common stock issuable to SCF had it exercised its subscription right for the remaining \$50 million of committed capital in full immediately following the closing of the Combination. For a discussion of the Combination, please see "Business—Business history," and for a discussion of the subscription rights of, and related issuance of warrants to, SCF, please see "—Subscription and warrant agreements."

As described in "Business—Legal proceedings—Asbestos litigation," one of the companies that merged into us in connection with the Combination had a subsidiary with potential exposure to asbestos liability. Pursuant to the Combination Agreement that effected the Combination (the "Combination Agreement"), certificates representing 976,615 shares of our common stock in the aggregate that would otherwise have been issued to the shareholders of the entity with litigation exposure, including SCF, at the time of the Combination (the "Escrow Stockholders") are currently held in escrow pending determination of our subsidiary's future asbestos liability exposure. At any time prior to the Escrow Termination Date (as defined in the Combination Agreement and described below), we may elect to disburse all or any portion of the shares of our common stock held in escrow to the Escrow Stockholders. In addition, we may deliver at any time prior to the date that is 120 days prior to August 2, 2014, an irrevocable written notice, indicating our intent to engage a valuation firm to prepare a final valuation report, in which case the process of disbursing and/or retaining the shares of common stock held in escrow, as provided for in the Combination Agreement, will begin.

[Table of Contents](#)

On the Escrow Termination Date, we will disburse to each Escrow Stockholder such pro rata portion of the shares of common stock held in escrow on the Escrow Termination Date, minus an amount of escrow shares having an aggregate fair market value as of the time the escrow termination materials are delivered equal to such Escrow Stockholder's pro rata portion of the Indemnification Amount (as defined in the Combination Agreement, and which generally relates to any increase in the overall anticipated future discounted costs our subsidiary expects to incur in defending the asbestos litigation following the Escrow Termination Date relative to the overall anticipated future discounted costs our subsidiary expected to incur in connection with such defense at the time of the Combination) (if any). Under the terms of the Combination Agreement, each Escrow Stockholder has the ability to elect to fund its pro rata portion of any Indemnification Amount in cash or using the shares of our common stock held in escrow. Thereafter, (i) the Escrow Stockholders will possess such disbursed shares of our common stock (if any), and will have no further obligation to us with respect thereto, and (ii) we will retain all of the remaining shares (if any), and will have no further obligation to any Escrow Stockholder with respect thereto. The Escrow Stockholders will owe no obligation to us for any Indemnification Amount in excess of the value of the shares of common stock held in escrow.

The Combination Agreement defines the Escrow Termination Date as the earlier of (i) the date the Indemnification Amount (as defined in the Combination Agreement) is determined to be zero in accordance with the terms of the Combination Agreement, (ii) the date of consummation of a transaction that results in a change of control or (iii) August 2, 2014 or, if a Dispute Notice (as defined in the Combination Agreement) is delivered, in lieu of such date, the date that the arbitrating accountant delivers its final written decisions regarding such dispute.

Transactions with our significant stockholder prior to the combination

FOT was a party to that certain Financial Advisory Agreement dated May 31, 2005 with LESA, as amended from time to time, pursuant to which we paid \$62,500 per quarter for on-going advisory and consulting services in connection with our operations. In August 2010, this agreement was terminated by the parties and is no longer in effect.

We are a party to that certain Secondment Agreement dated August 2, 2010 with LESA and Mr. Connelly. Pursuant to the Secondment Agreement, LESA assigned Mr. Connelly to us for a period of two years to perform, among other things, strategic development services in return for a monthly cash payment by us to LESA in the amount of \$25,000.

Allied was a party to that certain Financial Advisory Agreement dated August 20, 2007 with LESA, pursuant to which Allied paid LESA \$31,250 per quarter for on-going advisory and consulting services in connection with Allied's operations. In August 2010, this agreement was terminated by the parties and is no longer in effect.

Global Flow was a party to that certain Financial Advisory Agreement dated June 30, 2005 with LESA, pursuant to which Global Flow paid \$62,500 per quarter for on-going advisory and consulting services in connection with Global Flow's operations. This agreement has been terminated by the parties and is no longer in effect.

Triton was a party to that certain Financial Advisory Agreement dated February 2, 2007 between PSSI Holdings, Inc., a Delaware corporation, TGH (UK) Limited, incorporated in England, and LESA, pursuant to which Triton paid \$62,500 per quarter for on-going advisory and consulting services in connection with Triton's operations. This agreement has been terminated by the parties and is no longer in effect.

[Table of Contents](#)

Subsea was a party to that certain Financial Advisory Agreement dated January 8, 2007 with LESA, pursuant to which Subsea paid \$37,500 per quarter for on-going advisory and consulting services in connection with Subsea's operations. This agreement has been terminated by the parties and is no longer in effect.

Transactions with our directors, officers and key operations managers

Allied was a party to that certain Financial Advisory Agreement dated as of August 20, 2007 with B-29 Investments, LP, as amended from time to time, pursuant to which Allied paid B-29 Investments, LP \$31,250 per quarter for on-going advisory and consulting services in connection with Allied's operations. On December 31, 2009, B-29 Investments, LP assigned to Sunray Capital, all of its rights, interests, duties and obligations in, under and to the Financial Advisory Agreement. John Schmitz, one of our directors, and Steven Schmitz, John Schmitz's brother, are principals of Sunray Capital. This agreement has been terminated by the parties and is no longer in effect.

Allied was a party to that certain Stock Option Agreement, dated August 20, 2007 with B-29 Investments, LP, as amended from time to time, pursuant to which Allied granted to B-29 Investments, LP the right and option to purchase, in one or more transactions, all or any part of an aggregate 30,000 shares of Allied Common Stock at a purchase price of \$200 per share at any time prior to August 20, 2017. John Schmitz, one of our directors, and Steven Schmitz, John Schmitz's brother serve as officers, directors and employees of B-29 Investments, LP. This agreement has been terminated by the parties and is no longer in effect.

Allied leased a manufacturing facility in Cooke County, Texas from B-29 Properties, LLC, an affiliate of B-29 Investments, LP, from October 2010 to September 2011 for approximately \$50,560 in base rent per month in the aggregate. Allied leased an undeveloped property in Cooke County, Texas from B-29 Properties, LLC, an affiliate of B-29 Investments, LP, from October 2010 to September 2011 for approximately \$1,235 in base rent per month in the aggregate. Allied leased a manufacturing facility in Logan County, Oklahoma from B-29 Properties, LLC, from August 2007 to September 2011 for approximately \$12,500 per month. In September 2011, B-29 Investments, LP sold the facilities and property subject to these leases to Mesa Real Estate Partners, LP.

Allied leases a manufacturing facility in Clearfield, Pennsylvania to Select Energy Services, LLC, for approximately \$13,000 per month. Select Energy Services, LLC is an affiliate of B-29 Investments, LP.

Subscription and warrant agreements

In connection with the Combination and pursuant to a Subscription Agreement dated August 20, 2010, we offered each of our stockholders who were accredited investors or non-U.S. persons (as such term is defined for purposes of the Securities Act) the opportunity to purchase shares of our common stock worth \$115 million in the aggregate, up to their pro-rata ownership of the Company. In connection with this subscription offer, we issued to those stockholders who purchased shares of our common stock a warrant to purchase additional shares of our common stock on the basis of one warrant share for every two shares purchased in the subscription offer. The warrants were exercisable upon their issuance and will remain exercisable until the date that is the 30 month anniversary following the consummation of this offering. The initial exercise price of the warrants was \$7.68 per share, and the exercise price increases by 0.5% of the then-

[Table of Contents](#)

current exercise price on the last day of each month following their original issuance. The following table identified each related person who participated in the subscription offer:

Related person	No. of shares purchased	Purchase price	No. of warrant shares
Michael McShane	1,739	\$ 13,361	851
Franklin Myers	6,327	\$ 48,613	3,145
Jonathan Fairbanks(1)	63,196	\$ 485,567	31,598
E. Gregory Hottle(2)	45,510	\$ 349,676	22,755
James W. Harris	42,846	\$ 329,207	21,423
Wendell R. Brooks	30,377	\$ 233,402	15,170
Michael D. Danford	3,700	\$ 28,429	1,850

(1) Mr. Fairbanks was a director of FOT prior to the completion of the Combination.

(2) Mr. Hottle was an executive officer of FOT prior to the completion of the Combination.

In connection with the Combination and pursuant to that certain Subscription Agreement dated July 16, 2010, each of SCF-VII, L.P., Sunray Capital and Messrs. Gaut and Connelly subscribed to purchase 6,507,412, 650,719, 455,507 and 39,035 shares of our common stock in exchange for a cash payment of \$49,999,788.04, \$4,999,808.23, \$3,499,894.19 and \$299,925.95, respectively.

In connection with the purchase of these shares of our common stock pursuant to the Subscription Agreement, each of SCF-VII, L.P., Sunray Capital and Messrs. Gaut and Connelly received a warrant to purchase 3,253,706, 325,378, 227,772 and 19,536 shares of our common stock, respectively. Each of these warrants entitle the holder to purchase shares of our common stock at a purchase price per share of \$7.68, subject to a monthly increase of the then-current exercise price by 0.5%, and expire on the 30 month anniversary of the completion of this offering. For more information about these warrants, please see "Description of capital stock—Warrants."

The terms of that Subscription Agreement also include an additional equity commitment by SCF-VII, L.P. to purchase \$50 million of our shares of common stock on or before August 3, 2011. In June 2011, SCF-VII, L.P. purchased an additional 6,224,732 shares of our common stock pursuant to this equity commitment in exchange for a cash payment of \$50 million. In connection with the purchase of these shares, SCF-VII, L.P. also received a warrant to purchase 3,112,366 shares of our common stock pursuant to the Subscription Agreement.

Pursuant to a Subscription Agreement dated October 25, 2010 between Forum Energy Technologies, Inc. and Mr. James L. McCulloch, Mr. McCulloch subscribed to purchase 260,295 shares of our common stock in exchange for a cash payment of \$1,999,980.

Pursuant to a Subscription Agreement dated November 18, 2010 between Forum Energy Technologies, Inc. and Mr. Charles E. Jones, Mr. Jones subscribed to purchase 97,606 shares of our common stock in exchange for a cash payment of \$749,957.

Pursuant to a Subscription Agreement dated August 2, 2011 between Forum Energy Technologies, Inc. and Mr. John A. Carrig, Mr. Carrig subscribed to purchase 32,708 shares of our common stock in exchange for a cash payment of \$499,460.

Pursuant to a Subscription Agreement dated August 3, 2011 between Forum Energy Technologies, Inc. and Ms. Evelyn M. Angelle, Ms. Angelle subscribed to purchase 6,512 shares of our common stock in exchange for a cash payment of \$99,440.

[Table of Contents](#)

Pursuant to a Subscription Agreement dated December 2, 2011 between Forum Energy Technologies, Inc. and Mr. Pablo G. Mercado, Mr. Mercado subscribed to purchase 6,512 shares of our common stock in exchange for a cash payment of \$99,968.

Pursuant to a Subscription Agreement dated January 31, 2012 between Forum Energy Technologies, Inc. and Mr. Louis A. Raspino, Mr. Raspino subscribed to purchase 30,821 shares of our common stock in exchange for a cash payment of \$499,800.

Stock repurchases

In connection with the Combination, we offered to purchase shares of our common stock from our stockholders immediately after giving effect to the Combination at the price per share used for purposes of the Combination. Our offer was subject to a pro rata cutback among the shareholders who elected to participate in the repurchase offer and was subject to an aggregate cap of \$25 million. In connection with this share repurchase offer, Mr. James R. Burke and Mr. Joe S. Ramey, who were a director and an executive officer of FOT prior to the Combination, elected to participate in the offer by selling 370,000 shares in exchange for \$2,842,900 and 101,750 shares in exchange for \$781,797, respectively.

Registration rights agreement

Demand registration rights

Under our Amended and Restated Forum Stockholders Agreement (the "Amended Forum Stockholders Agreement"), from and after 180 days following an initial public offering, SCF has the right to demand on five occasions that we register all or any portion of SCF's Registrable Securities (as such term is defined in the Amended Forum Stockholders Agreement) so long as the Registrable Securities proposed to be sold on an individual registration statement have an aggregate gross offering price of at least \$20 million (or at least \$10 million if we are then eligible to register such sale on a Form S-3 registration statement (or any comparable or successor form) (a "Demand Registration"). Holders of SCF's Registrable Securities may not require us to effect more than one Demand Registration in any six-month period. After such time that we become eligible to use Form S-3 (or comparable form) for the registration under the Securities Act of any of our securities, any demand request by SCF with a reasonably anticipated aggregate offering price of \$100 million may be for a "shelf" registration statement pursuant to Rule 415 under the Securities Act; provided that any such "shelf" registration statement Demand Request will count as two Demand Requests.

We may delay the filing of a demand registration statement until a date not later than 60 days after the required filing date if (A) we are engaged in confidential negotiations or other confidential business activities which would require disclosure in the registration statement and our board of directors determines in good faith that such disclosure would be materially detrimental to us or (B) we have experienced some other material non-public event or is in possession of material non-public information concerning us. We may also delay the filing if, prior to receiving a demand request, we are already proceeding with another offering or pursuant to a demand by another requesting holder. If we delay the filing of a demand registration statement for any of the foregoing reasons, then we must deliver a certificate signed by our Chief Executive Officer stating we are delaying the filing and the basis for the delay.

[Table of Contents](#)

Piggyback registration rights

If we propose to file a registration statement under the Securities Act relating to an offering of our common stock for our Company or for the account of any holder of our common stock (other than a registration statement filed relating to securities offered in connection with benefit plans or acquisitions or any registration statement filed in connection with an exchange offer or offering solely to our stockholders), we will provide written notice to holders of Registrable Securities no less than 15 days, provided that, in the case of an initial public offering, we are not obligated to provide written notice of any proposed filing of a registration statement to the Holders of the Registrable Securities until no less than 15 days before the anticipated filing date of a registration statement (or a pre-effective amendment thereof) that first identifies SCF as a selling stockholder in such registration statement. If SCF elects not to register any Registrable Securities in our initial public offering, then no other holder of Registrable Securities is entitled to register any Registrable Securities in our initial public offering. Upon notice and written request of holders of Registrable Securities, we will use our commercially reasonable efforts to include in such registration, and any related underwriting, all of the Registrable Securities included in such requests. To the extent a stockholder is not a party to the Amended Forum Stockholders Agreement, such stockholder may not be entitled to the registration rights set forth therein.

If the managing underwriter of a proposed underwritten offering advises us that in its opinion the total amount of securities to be included in such offering is sufficiently large to materially and adversely affect the price or success of the offering, then the securities to be included in such offering will be allocated first to the requesting holders if the registration statement is pursuant to a demand request or, if not, then to us, and then pro rata among the holders of piggyback securities on the basis of the number of Registrable Securities then held by each such holder.

In connection with the concurrent private placement, Tinicum will become a party to the Amended Forum Stockholders Agreement and, as such, will be entitled to the piggyback registration rights described above.

Holdback agreements

Each holder of Registrable Securities is subject to certain lock-up provisions that restrict transfer during the period beginning 14 days prior to, and continuing for a period not to exceed 180 days after, the date of a final prospectus for this offering, or 90 days for any subsequent underwritten public offering of our equity securities, except as part of such registration (subject to an extension of such lock-up period in certain circumstances).

Registration procedures and expenses

The Amended Forum Stockholders Agreement contains customary procedures relating to underwritten offerings and the filing of registration statements. We have agreed to pay all registration expenses incurred in connection with any registration, including all registration, qualification and filing fees, printing expenses, accounting fees, escrow fees, legal fees of the Company, reasonable fees of one counsel to the holders of Registrable Securities, blue sky fees and expenses and the expense of any special audits incident to or required by any such registration. All underwriting discounts and selling commissions and stock transfer taxes applicable to securities registered by holders and fees of counsel to any such holder (other than as described above) will be payable by holders of Registrable Securities.

[Table of Contents](#)

Indemnification and contribution

The Amended Forum Stockholders Agreement also contains customary indemnification and contribution provisions by us for the benefit of holders participating in any registration. Each holder participating in any registration agrees to indemnify us in respect of information provided by such holder to us for use in connection with such registration; provided that such indemnification will be limited to the net proceeds actually received by such indemnifying holder from the sale of Registrable Securities.

Concurrent Private Placement

We intend to offer to sell shares of our common stock in a private placement to Tinicum concurrently with this offering. Additionally, if Tinicum invests \$50 million in connection with this private placement, then we have agreed to increase the size of our board of directors and appoint a new director to the vacancy who is designated by Tinicum. We have also agreed to take such actions as are necessary to cause the Tinicum designee to be appointed as a Class III director to serve until our annual meeting of stockholders in 2015 and to serve on the Nominating, Governance and Compensation Committee of our board of directors. In addition, in connection with the concurrent private placement, Tinicum will become a party to the stockholders agreement and, as such, will be entitled to registration rights. Please read "Prospectus summary—The offering—Concurrent private placement," "Management—Board of directors" and "—Registration Rights."

Procedures for approval of related person transactions

A "Related Party Transaction" is a transaction, arrangement or relationship in which we or any of our subsidiaries was, is or will be a participant, the amount of which involved exceeds \$120,000, and in which any related person had, has or will have a direct or indirect material interest. A "Related Person" means:

- any person who is, or at any time during the applicable period was, one of our executive officers or one of our directors;
- any person who is known by us to be the beneficial owner of more than 5.0% of our common stock;
- any immediate family member of any of the foregoing persons, which means any child, stepchild, parent, stepparent, spouse, sibling, mother-in-law, father-in-law, son-in-law, daughter-in-law, brother-in-law or sister-in-law of a director, executive officer or a beneficial owner of more than 5.0% of our common stock, and any person (other than a tenant or employee) sharing the household of such director, executive officer or beneficial owner of more than 5.0% of our common stock; and
- any firm, corporation or other entity in which any of the foregoing persons is a partner or principal or in a similar position or in which such person has a 10.0% or greater beneficial ownership interest.

Our board of directors intends to adopt a written related party transactions policy prior to the completion of this offering. Pursuant to this policy, the Audit Committee expects to review all material facts of all Related Party Transactions and either approve or disapprove entry into the

[Table of Contents](#)

Related Party Transaction, subject to certain limited exceptions. In determining whether to approve or disapprove entry into a Related Party Transaction, the Audit Committee expects to take into account, among other factors, the following: (1) whether the Related Party Transaction is on terms no less favorable than terms generally available to an unaffiliated third-party under the same or similar circumstances and (2) the extent of the Related Person's interest in the transaction. Further, the policy would require that all Related Party Transactions required to be disclosed in our filings with the SEC be so disclosed in accordance with applicable laws, rules and regulations.

Principal and selling stockholders

The following table sets forth information with respect to the beneficial ownership of our common stock as of March 26, 2012 by:

- each of our Named Executive Officers;
- each of our directors;
- all of our directors and executive officers as a group;
- each person known to us to beneficially own 5% or more of our outstanding common stock; and
- each of the selling stockholders.

Except as otherwise indicated, the persons or entities listed below have sole voting and investment power with respect to all shares of our common stock beneficially owned by them, except to the extent this power may be shared with a spouse. All information with respect to beneficial ownership has been furnished by the respective directors, executive officers, 5% or more stockholders or the selling stockholders, as the case may be.

Name and address of beneficial owner	Shares beneficially owned prior to the offering		Shares being offered	Shares beneficially owned after offering and concurrent private placement(2)(3)	
	Number	Percentage(1)		Number	Percentage
5% or more Stockholders:					
SCF-V, L.P.(4)	23,175,579	31.2%	1,152,060	22,023,519	24.4%
SCF-VI, L.P.(4)	13,497,415	18.1%	670,958	12,826,457	14.2%
SCF-VII, L.P.(4)	19,098,216	25.7%	808,560	18,289,656	20.2%
Directors and Executive Officers:					
C. Christopher Gaut(5)	1,315,831	1.9%	—	1,315,831	1.6%
Charles E. Jones(5)	708,217	1.0%	—	708,217	*
Wendell R. Brooks(5)	494,690	*	—	494,690	*
James W. Harris(5)	329,929	*	—	329,929	*
James L. McCulloch(5)	380,915	*	—	380,915	*
Evelyn M. Angelle	8,843	*	—	8,843	*
David C. Baldwin(6)	—	—	—	—	—
John A. Carrig	32,708	*	—	32,708	*
Michael McShane	21,423	*	—	21,423	*
Franklin Myers	35,409	*	—	35,409	*
Louis A. Raspino	30,821	*	—	30,821	*
John Schmitz	2,922,519	4.3%	—	2,922,519	3.5%
Andrew L. Waite(7)	—	—	—	—	—
<i>All directors and executive officers as a group (16 persons)(5)(8)</i>	6,435,484	9.2%	2,631,578	6,435,484	7.5%

Table of Contents

*le than 1%.

ss

- (1) Based upon an aggregate of 68,010,847 shares outstanding as of March 26, 2012. For each stockholder, in accordance with Rule 13d-3 promulgated under the Securities Exchange Act of 1934, this percentage is determined by assuming the named stockholder exercises all options, warrants and other instruments pursuant to which the stockholder has the right to acquire shares of our common stock within 60 days of March 26, 2012, but that no other person exercises any options, warrants or other purchase rights (except with respect to the calculation of the beneficial ownership of all directors and executive officers as a group, for which the percentage assumes that all directors and executive officers exercise any options, warrants or other purchase rights).
- (2) Assumes no exercise of the underwriters' over-allotment option to purchase 2,368,421 additional shares of our common stock from the selling stockholders. If the underwriters' over-allotment option is exercised in full, each of SCF-V, L.P., SCF-VI, L.P. and SCF-VII, L.P. will sell 1,036,854, 603,862 and 727,705 shares, respectively and will own 22.7%, 13.2% and 15.9% of our common stock, respectively, following the sale of such shares.
- (3) If (1) the price at which we offer the shares of common stock to the public is above \$20.00, (2) the number of shares of common stock offered by us pursuant to this prospectus is less than 13,157,894 shares or (3) the number of shares of common stock offered by the selling stockholders pursuant to this prospectus exceeds 7,900,000, then Tinicum may elect not to purchase any shares of common stock or to buy only a portion of the shares offered to it in the concurrent private placement. See "Prospectus Summary—The offering—Concurrent private placement."
- (4) L.E. Simmons is the natural person who has voting and investment control over the securities owned by SCF. Mr. Simmons serves as the President and sole member of the board of directors of LESA, the ultimate general partner of SCF. Because SCF-V, L.P., SCF-VI, L.P. and SCF-VII, L.P. are controlled by LESA, each of these entities may be considered to be a group for purposes of Section 13(d)(3) under the Securities Exchange Act of 1934. As a group, SCF beneficially owns 55,771,210 shares of our common stock, or 75.1% of our common stock, in the aggregate. This beneficial ownership includes 23,175,579 shares of our common stock currently outstanding and held by SCF-V, L.P., 13,497,415 shares of our common stock currently outstanding and held by SCF-VI, L.P., 12,732,144 shares of our common stock currently outstanding and held by SCF-VII, L.P. and 6,366,072 shares of our common stock issuable upon the exercise of warrants (assuming such warrants are exercised by the payment of the applicable exercise price in cash and assuming the previously described purchase right was exercised on December 27, 2011) issued and issuable by us to SCF-VII, L.P., in each case as further described under "Certain relationships and related party transactions—Subscription and warrant agreements."
- (5) Excludes awards of restricted stock that will be granted to the directors and executive officers contingent upon successful completion of this offering as follows: Mr. Gaut – 66,230 shares; Mr. Jones – 23,680 shares; Mr. Brooks – 23,680 shares; Mr. Harris – 19,980 shares; Mr. McCulloch – 16,650 shares; Mr. Mercado – 9,250 shares and Mr. Danford – 9,250 shares; all directors and executive officers as a group (16 persons) – 168,720 shares. See "Executive compensation and other information—Actions taken after the 2011 year—IPO equity compensation awards."
- (6) Mr. Baldwin serves as a managing director of LESA, the ultimate general partner of SCF. As such, Mr. Baldwin may be deemed to have dispositive power over the shares of common stock owned by SCF. Mr. Baldwin disclaims beneficial ownership of such shares of common stock owned by SCF.
- (7) Mr. Waite serves as a managing director of LESA, the ultimate general partner of SCF. As such, Mr. Waite may be deemed to have dispositive power over the shares of common stock owned by SCF. Mr. Waite disclaims beneficial ownership of such shares of common stock owned by SCF.
- (8) The number of shares beneficially owned includes the following shares that are subject to stock options and warrants that were exercisable as of, or will become exercisable within 60 days of, March 26, 2012:

Holder	Option shares	Warrant shares
C. Christopher Gaut	569,393	227,735
Charles E. Jones	352,425	—
Wendell R. Brooks	340,548	15,170
James W. Harris	89,429	21,423
James L. McCulloch	55,500	—
W. Patrick Connelly	—	19,499
Michael D. Danford	49,025	1,850
Evelyn M. Angelle	2,331	—
Michael McShane	12,506	851
John Schmitz	3,256	325,341

Description of capital stock

The authorized capital stock of Forum Energy Technologies, Inc. consists of 296,000,000 shares of common stock, par value \$0.01 per share, of which 83,975,758 shares of common stock will be issued and outstanding upon completion of this offering and the concurrent private placement, and 3,700,000 shares of preferred stock, par value \$0.01 per share, of which no shares will be issued and outstanding.

The following summary of the capital stock and our amended and restated certificate of incorporation and our amended and restated bylaws does not purport to be complete and is qualified in its entirety by reference to the provisions of applicable law and to our amended and restated certificate of incorporation and amended and restated bylaws, which are filed as exhibits to the registration statement of which this prospectus is a part.

Common stock

Except as provided by law or in a preferred stock designation, holders of our common stock are entitled to one vote for each share held of record on all matters submitted to a vote of the stockholders. Because holders of our common stock have the exclusive right to vote for the election of directors and do not have cumulative voting rights, the holders of a majority of the shares of our common stock can elect all of the members of the board of directors standing for election, subject to the rights, powers and preferences of any outstanding series of preferred stock. Subject to the rights and preferences of any preferred stock that we may issue in the future, the holders of our common stock are entitled to receive:

- dividends as may be declared by our board of directors; and
- all of our assets available for distribution to holders of our common stock in liquidation, pro rata, based on the number of shares held.

There are no redemption or sinking fund provisions applicable to our common stock. All outstanding shares of our common stock are fully paid and non-assessable, and the shares of common stock to be issued upon completion of this offering will be fully paid and non-assessable.

Preferred stock

Subject to the provisions of our amended and restated certificate of incorporation and legal limitations, our board of directors will have the authority, without further vote or action by our stockholders:

- to issue up to 3,700,000 shares of preferred stock in one or more series; and
- to fix the rights, preferences, privileges and restrictions of our preferred stock, including provisions related to dividends, conversion, voting, redemption, liquidation and the number of shares constituting the series or the designation of that series, which may be superior to those of our common stock.

There will be no shares of preferred stock outstanding upon the closing of this offering, and we have no present plans to issue any preferred stock.

[Table of Contents](#)

The issuance of shares of preferred stock by our board of directors as described above may adversely affect the rights of the holders of our common stock. For example, preferred stock may rank prior to our common stock as to dividend rights, liquidation preference or both, may have full or limited voting rights and may be convertible into shares of our common stock. The issuance of shares of preferred stock may discourage third-party bids for our common stock or may otherwise adversely affect the market price of our common stock. In addition, preferred stock may enable our board of directors to make it more difficult or to discourage attempts to obtain control of us through a hostile tender offer, proxy contest, merger or otherwise, or to make changes in our management.

Anti-takeover effects of provisions of our amended and restated certificate of incorporation, our amended and restated bylaws and Delaware law

Some provisions of Delaware law, our amended and restated certificate of incorporation and our amended and restated bylaws could make certain change of control transactions more difficult, including acquisitions of us by means of a tender offer, a proxy contest or otherwise, as well as removal of our incumbent officers and directors. These provisions may also have the effect of preventing changes in our management. It is possible that these provisions could make it more difficult to accomplish or could deter transactions that stockholders may otherwise consider to be in their best interest or in our best interests, including transactions that might result in a premium over the market price for our shares.

These provisions, summarized below, are intended to discourage coercive takeover practices and inadequate takeover bids. These provisions are also designed to encourage persons seeking to acquire control of us to first negotiate with our board of directors. We believe that the benefits of increased protection and our potential ability to negotiate with the proponent of an unsolicited proposal to acquire or restructure us outweigh the disadvantages of discouraging these proposals because, among other things, negotiation of these proposals could result in an improvement of their terms.

Opt out of Section 203 of the Delaware General Corporation Law

In our amended and restated certificate of incorporation, we have elected not to be subject to the provisions of Section 203 of the Delaware General Corporation Law (the "DGCL") regulating corporate takeovers until the date on which the SCF group is no longer the holder of at least 15% of our outstanding common stock. On and after such date, we will be subject to the provisions of Section 203 of the DGCL. In general, those provisions prohibit a Delaware corporation, including those whose securities are listed for trading on the NYSE, from engaging in any business combination with any interested stockholder for a period of three years following the date that the stockholder became an interested stockholder, unless:

- the transaction is approved by the board of directors before the date the interested stockholder attained that status;
- upon consummation of the transaction that resulted in the stockholder becoming an interested stockholder, the interested stockholder owned at least 85% of the voting stock of the corporation outstanding at the time the transaction commenced; or
- on or after the date the interested stockholder attained that status, the business combination is approved by the board of directors and authorized at a meeting of stockholders by at least two-thirds of the outstanding voting stock that is not owned by the interested stockholder.

[Table of Contents](#)

Amended and Restated Certificate of Incorporation and Amended and Restated Bylaws

Among other things, our amended and restated certificate of incorporation and, upon the completion of this offering, our amended and restated bylaws will:

- establish advance notice procedures with regard to stockholder proposals relating to the nomination of candidates for election as directors or new business to be brought before meetings of our stockholders. These procedures provide that notice of stockholder proposals must be timely given in writing to our corporate secretary prior to the meeting at which the action is to be taken. Generally, to be timely, notice must be received at our principal executive offices not less than 90 days nor more than 120 days prior to the first anniversary date of the annual meeting for the preceding year. Our amended and restated bylaws specify the requirements as to form and content of all stockholders' notices. These requirements may preclude stockholders from bringing matters before the stockholders at an annual or special meeting to the extent they do not comply with the requirements in these advance notice procedures;
- provide our board of directors the ability to authorize the issuance of undesignated preferred stock. This makes it possible for our board of directors to issue, without stockholder approval, preferred stock with voting or other rights or preferences that could impede the success of any attempt to change control of us;
- provide that the authorized number of directors may be changed only by resolution of the board of directors;
- at any time after the first date on which the SCF group no longer collectively owns 50% or more of the outstanding shares of our common stock (the "Trigger Date"), provide that all vacancies, including newly created directorships, may, except as otherwise required by law, be filled by the affirmative vote of a majority of directors then in office, even if less than a quorum (prior to the Trigger Date, such vacancies, including newly created directorships, may also be filled by the holders of not less than a majority in voting power of the outstanding shares of our common stock);
- at any time after the Trigger Date, provide that any action required or permitted to be taken by the stockholders must be effected at a duly called annual or special meeting of stockholders and may not be effected by any consent in writing in lieu of a meeting of such stockholders, subject to the rights of the holders of any series of preferred stock (prior to the Trigger Date, such actions may be taken without a meeting by written consent of holders of common stock having not less than the minimum number of votes that would be necessary to authorize such action at a meeting);
- at any time after the Trigger Date, provide that our certificate of incorporation and bylaws may be amended by the affirmative vote of the holders of at least two-thirds of our then outstanding common stock (prior to the Trigger Date, our certificate of incorporation and bylaws may be amended by the affirmative vote of the holders of a majority of our then outstanding common stock);
- provide that special meetings of our stockholders may only be called by the board of directors, the chief executive officer, the president, the secretary, the chairman of the board or by stockholders holding a majority of the outstanding shares entitled to vote generally in the election of directors;

[Table of Contents](#)

- provide for our board of directors to be divided into three classes of directors, with each class as nearly equal in number as possible, serving staggered three year terms, other than directors who may be elected by holders of preferred stock, if any. For more information on the classified board of directors, please read "Management" beginning on page 125. This system of electing and removing directors may tend to discourage a third party from making a tender offer or otherwise attempting to obtain control of us, because it generally makes it more difficult for stockholders to replace a majority of the directors;
- at any time after the Trigger Date, provide that a member of our board of directors may only be removed for cause and only by the affirmative vote of the holders of at least two-thirds of our then outstanding common stock (prior to the Trigger Date, our board of directors may be removed at any time, with or without cause, by the affirmative vote of the holders of a majority of our then outstanding common stock); and
- provide that we renounce any interest in the business opportunities of the SCF group or any of their officers, directors, agents, stockholders, members, partners, affiliates and subsidiaries (other than our directors that are presented business opportunities in their capacity as our directors) and that they have no obligation to offer us those opportunities. For more information, please read "—Renouncement of business opportunities."

Warrants

Overview

In connection with the consummation of the Combination, we offered each of our stockholders who were accredited investors or non-U.S. persons (as such term is defined for purposes of the Securities Act) the opportunity to purchase shares of our common stock worth \$115 million in the aggregate, up to their pro rata ownership of us. In connection with this subscription offer, we issued to those stockholders who purchased shares of our common stock a warrant to purchase additional shares of our common stock on the basis of one warrant share for every two shares purchased in the subscription offer. The warrants were exercisable upon their issuance and will remain exercisable until the date that is the 30 month anniversary following the consummation of this offering. The initial exercise price of the warrants was \$7.68 per share, and the exercise price increases by 0.5% of the then-current exercise price on the last day of each month following their original issuance. One of our directors exercised warrants to purchase 3,145 shares of our common stock on March 31, 2011, and one of our stockholders exercised warrants to purchase 2,886 shares of our common stock on January 12, 2012. The warrants do not confer upon the holder any voting or any other rights of our stockholders.

Exercise of the warrants

The warrants were issued pursuant to a Warrant Agreement by and between the holders of the warrants and us. The warrants may be exercised, in whole or in part, either for cash or on a cashless basis, subject to the limitations described below.

Cash exercise

Upon the completion of this offering, the holder of any warrant may no longer exercise such warrant by the payment of cash for the applicable exercise price of such warrant exercised. Notwithstanding the preceding sentence, unless otherwise determined by the holders of warrants representing not less than 80% of the shares of our common stock then subject to

[Table of Contents](#)

purchase pursuant to outstanding warrants, at any time after the completion of this offering, a holder of a warrant may exercise such warrant for cash if such exercise occurs during (1) the 60 days prior to the expiration time or (2) at any time after we have publicly announced or delivered notice that we have entered into a definitive agreement that would result in a reclassification or reorganization of our common stock or a merger or consolidation into another entity or that involves our common stock or a sale of all or substantially all of our assets and ending on the consummation or abandonment of such transaction. Any such exercise for cash, however, must be in compliance with applicable federal and state securities laws and in accordance with a valid exemption from registration in connection with the issuance of our common stock underlying such warrant, in each case as we determine.

Conversion rights

In addition to the cash exercise method described above, following the completion of this offering, holders of warrants will have the right (but not the obligation) to require us to convert a warrant, in whole or in part, into shares of our common stock (the "Conversion Right") pursuant to the Warrant Agreement. Upon exercise of the Conversion Right, we will deliver to the holder of the warrant (without payment by such holder of the exercise price) the number of shares of our common stock equal to (x) the aggregate fair market value of the shares of our common stock for which the Conversion Right is exercised less the aggregate exercise price applicable to such shares of our common stock (and any taxes allocated to the holder of such warrant in connection with such exercise) divided by (y) the fair market value of one share of our common stock immediately prior to the exercise of the Conversion Right. In addition, if less than 20% of the aggregate shares of our common stock originally subject to the Warrant Agreement remain subject to purchase upon exercise, we will have the right, by delivery of a written notice to the holders of the warrants that remain outstanding, to cause the exercise of all warrants pursuant to the Conversion Right. In addition, all warrants outstanding as of the expiration time will be deemed to have been exercised pursuant to the Conversion Right.

Adjustments

The exercise price of the warrants and the number of shares of our common stock issuable upon exercise of the warrants are subject to adjustment in certain circumstances, including in the event we (1) make a distribution payable in our common stock, subdivide our outstanding common stock into a larger number or combine our outstanding shares of common stock into a smaller number, (2) issue rights, options, warrants or equivalent rights to all or substantially all of the holders of our common stock (and not to the holders of warrants) entitling our stockholders to subscribe for or purchase shares of our common stock at a price less than fair market value or (3) distribute (A) shares of any class other than our common stock, (B) evidences of our indebtedness, (C) cash or other assets or (D) rights or warrants other than as described above.

Renouncement of business opportunities

SCF has investments in other oilfield service companies that may compete with us, and SCF and its affiliates, other than us, may invest in such other companies in the future. SCF, its other affiliates and its portfolio companies are referred to as the SCF group. Our amended and restated certificate of incorporation provides that, until we have had no directors that are SCF Nominees for a continuous period of one year, we renounce any interest in any business opportunity in which any

[Table of Contents](#)

member of the SCF group participates or desires or seeks to participate in and that involves any aspect of the energy equipment or services business or industry, other than:

- any business opportunity that is brought to the attention of an SCF Nominee solely in such person's capacity as our director or officer and with respect to which no other member of the SCF group independently receives notice or otherwise identifies such opportunity; or
- any business opportunity that is identified by the SCF group solely through the disclosure of information by or on behalf of us.

In addition, LESA, the ultimate general partner of SCF, has an internal policy that discourages it from investing in two or more portfolio companies with substantially overlapping industry segments and geographic areas. However, LESA's internal policy does not restrict the management or operation of its other individual portfolio companies from competing with us. Pursuant to LESA's policy, LESA may allocate any potential opportunities to the existing portfolio company where LESA determines, in its discretion, such opportunities are the most logical strategic and operational fit. Thus, members of the SCF group, which includes any SCF Nominees, may pursue opportunities in the oilfield services industry for their own account or present such opportunities to us or one of SCF's other portfolio companies. Our amended and restated certificate of incorporation provides that the SCF group, which includes any SCF Nominees, has no obligation to offer such opportunities to us, even if the failure to provide such opportunity would have a competitive impact on us. We are not prohibited from pursuing any business opportunity with respect to which we have renounced any interest.

Our certificate of incorporation further provides that any amendment to or adoption of any provision inconsistent with the certificate of incorporation's provisions governing the renouncement of business opportunities must be approved by the holders of at least 80% of the voting power of the outstanding stock of the corporation entitled to vote thereon.

Amendment of the bylaws

Our board of directors may amend or repeal the bylaws and adopt new bylaws by the affirmative vote of a majority of the whole board of directors. Prior to the Trigger Date, the stockholders may amend or repeal the bylaws and adopt new bylaws by a majority vote at any annual meeting or special meeting for which notice of the proposed amendment, repeal or adoption was contained in the notice for such special meeting. On and after the Trigger Date, the affirmative vote of the holders of at least two-thirds of our then outstanding common stock will be required to amend or repeal the bylaws.

Limitation of liability and indemnification of officers and directors

Our directors will not be personally liable to us or our stockholders for monetary damages for breach of fiduciary duty as a director, except, if required by Delaware law, for liability:

- for any breach of the duty of loyalty to us or our stockholders;
- for acts or omissions not in good faith or involving intentional misconduct or a knowing violation of law;
- for unlawful payment of a dividend or unlawful stock purchases or redemptions; or
- for any transaction from which the director derived an improper personal benefit.

[Table of Contents](#)

As a result, neither we nor our stockholders have the right, through stockholders' derivative suits on our behalf, to recover monetary damages against a director for breach of fiduciary duty as a director, including breaches resulting from grossly negligent behavior, except in the situations described above. We intend to enter into indemnification agreements with each of our current and future directors and officers.

Registration rights

For a description of our Registration Rights Agreement, please read "Certain relationships and related party transactions—Registration rights agreement."

Transfer agent and registrar

The transfer agent and registrar for the common stock is American Stock Transfer & Trust Company, LLC.

Listing; public market

There is no established market for our shares of common stock. We have been approved to list on the NYSE under the ticker symbol "FET," subject to completion of the offering and compliance with certain conditions. The development and maintenance of a public market for our common stock, having the desirable characteristics of depth, liquidity and orderliness, depends on the existence of willing buyers and sellers, the presence of which is not within our control or that of any market maker. The number of active buyers and sellers of shares of our common stock at any particular time may be limited, which may have an adverse effect on the price at which shares of our common stock can be sold.

Shares eligible for future sale

Prior to this offering, there has been no public market for our common stock. Future sales of our common stock in the public market, or the availability of such shares for sale in the public market, could adversely affect market prices prevailing from time to time. As described below, only a limited number of shares will be available for sale shortly after this offering due to contractual and legal restrictions on resale. Nevertheless, sales of a substantial number of shares of our common stock in the public market after such restrictions lapse, or the perception that those sales may occur, could adversely affect the prevailing market price at such time and our ability to raise equity-related capital at a time and price we deem appropriate.

Sales of restricted shares

Upon the closing of this offering and the concurrent private placement, we will have outstanding an aggregate of 83,975,758 shares of common stock. Of these shares, all of the 15,789,472 shares of common stock to be sold in this offering will be freely tradable without restriction or further registration under the Securities Act, unless the shares are held by any of our "affiliates" as such term is defined in Rule 144 of the Securities Act. All remaining shares of common stock held by existing stockholders and the shares issued in the concurrent private placement will be deemed "restricted securities" as such term is defined under Rule 144. The restricted securities were, or will be, issued and sold by us in private transactions and are eligible for public sale only if registered under the Securities Act or if they qualify for an exemption from registration under Rule 144 or Rule 701 under the Securities Act, which rules are summarized below.

As a result of the lock-up agreements described below and the provisions of Rule 144 and Rule 701 under the Securities Act, the shares of our common stock (excluding the shares to be sold in this offering) that will be available for sale in the public market are as follows:

- 20,292,841 shares will be eligible for sale, including shares eligible for sale upon exercise of vested options and outstanding warrants, on the date of this prospectus or prior to 180 days after the date of this prospectus;
- 52,582,225 shares will be eligible for sale upon the expiration of the lock-up agreements, beginning 180 days after the date of this prospectus (subject to extension) and when permitted under Rule 144 or Rule 701; and
- 2,677,255 shares will be eligible for sale, upon exercise of vested options and outstanding warrants, upon the expiration of the lock-up agreements, beginning 180 days after the date of this prospectus (subject to extension).

Lock-up agreements

We, all of our directors and officers, certain of our principal stockholders and the selling stockholders have agreed not to sell any common stock for a period of 180 days from the date of this prospectus, subject to certain exceptions and extensions. See "Underwriting (conflicts of interest)" for a description of these lock-up provisions.

[Table of Contents](#)

Rule 144

In general, under Rule 144 as currently in effect, once we have been a reporting company subject to the reporting requirements of Section 13 or 15(d) of the Exchange Act for 90 days, a person (or persons whose shares are aggregated) who is not deemed to have been an affiliate of ours at any time during the three months preceding a sale, and who has beneficially owned restricted securities within the meaning of Rule 144 for a least six months (including any period of consecutive ownership of preceding non-affiliated holders) would be entitled to sell those shares, subject only to the availability of current public information about us. A non-affiliated person who has beneficially owned restricted securities within the meaning of Rule 144 for at least one year would be entitled to sell those shares without regard to the provisions of Rule 144.

Once we have been a reporting company subject to the reporting requirements of Section 13 or 15(d) of the Exchange Act for 90 days, a person (or persons whose shares are aggregated) who is deemed to be an affiliate of ours and who has beneficially owned restricted securities within the meaning of Rule 144 for at least six months would be entitled to sell within any three-month period a number of shares that does not exceed the greater of one percent of the then outstanding shares of our common stock or the average weekly trading volume of our common stock reported through the NYSE during the four calendar weeks preceding the filing of notice of the sale. Such sales are also subject to certain manner of sale provisions, notice requirements and the availability of current public information about us.

Rule 701

In general, under Rule 701, any of our employees, directors, officers, consultants or advisors who purchases shares from us in connection with a compensatory stock or option plan or other written agreement pursuant to Rule 701 before the effective date of the registration statement for this offering is entitled to sell such shares 90 days after the effective date of this offering in reliance on Rule 144, without having to comply with the holding period requirement of Rule 144 and, in the case of non-affiliates, without having to comply with the public information, volume limitation or notice filing provisions of Rule 144. The SEC has indicated that Rule 701 will apply to typical stock options granted by an issuer before it becomes subject to the reporting requirements of the Exchange Act, along with the shares acquired upon exercise of such options, including exercises after the date of this prospectus.

Stock issuable under employee plans

We intend to file a registration statement on Form S-8 under the Securities Act to register stock issuable under our 2010 Plan. This registration statement is expected to be filed following the effective date of the registration statement of which this prospectus is a part and will be effective upon filing. Accordingly, shares registered under such registration statement will be available for sale in the open market following the effective date, unless such shares are subject to vesting restrictions with us, Rule 144 restrictions applicable to our affiliates or the lock-up restrictions described above.

Registration rights

For a description of our Registration Rights Agreement, please read "Certain relationships and related party transactions—Registration rights agreement."

Material U.S. federal income and estate tax considerations to non-U.S. holders

The following is a general discussion of the material U.S. federal income and estate tax considerations relating to the acquisition, ownership and disposition of our common stock by non-U.S. holders (as defined below). The following discussion is based on current provisions of the Code, the U.S. Treasury regulations promulgated thereunder, and administrative and judicial interpretations thereof, all as in effect on the date hereof, and all of which are subject to change or differing interpretations, possibly with retroactive effect. For the purpose of this discussion, a non-U.S. holder is any beneficial owner of our common stock that is not, for U.S. federal income tax purposes, any of the following:

- an individual who is a citizen or resident of the United States (as determined for U.S. federal income tax purposes);
- a corporation (or other entity treated as a corporation for U.S. federal income tax purposes) created or organized in or under the laws of the United States, any state thereof or the District of Columbia;
- a partnership (or other entity treated as a partnership for U.S. federal income tax purposes);
- an estate the income of which is subject to U.S. federal income tax regardless of its source; or
- a trust (x) if a U.S. court is able to exercise primary supervision over the administration of the trust and one or more U.S. persons (within the meaning of Section 7701(a)(30) of the Code) have authority to control all substantial decisions of the trust or (y) that has made a valid election to be treated as a U.S. person.

If a partnership (or an entity treated as a partnership for U.S. federal income tax purposes) holds our common stock, the tax treatment of a partner in the partnership will generally depend on the status of the partner and the activities of the partnership. Partnerships that hold our common stock, and partners in such partnerships, should consult their own tax advisors regarding the tax consequences of the acquisition, ownership and disposition of our common stock.

This discussion is limited to non-U.S. holders that will hold our common stock as a capital asset within the meaning of Section 1221 of the Code (generally, property held for investment). This discussion does not address all of the U.S. federal income and estate tax consequences that may be relevant to a non-U.S. holder in light of such holder's particular circumstances, nor does it deal with special situations, such as:

- tax consequences to non-U.S. holders that may be subject to special treatment under U.S. federal income tax laws, including, without limitation, U.S. expatriates, individuals who are not present in the United States for 183 days or more in a year, but who maintain status as non-resident aliens for U.S. federal income tax purposes; insurance companies, tax-exempt or governmental organizations, mutual funds, dealers or traders in securities or currency, banks or other financial institutions, investors whose functional currency is other than the U.S. dollar, "controlled foreign corporations," "passive foreign investment companies," common trust funds, certain trusts, and hybrid entities;
- tax consequences to investors that hold our common stock as part of a hedge, straddle, synthetic security, conversion transaction or other integrated investment;

[Table of Contents](#)

- any gift tax consequences;
- any alternative minimum tax consequences; or
- any aspects of state, local or non-U.S. taxation.

Prospective investors should consult their own tax advisors regarding the U.S. federal income and estate tax consequences to them in light of their own particular circumstances, as well as any tax consequences arising under the U.S. federal gift or alternative minimum tax laws and the laws of any state, local or non-U.S. taxing jurisdiction, the effect of any changes in applicable tax law and their entitlement to benefits under any applicable tax treaty.

Distributions on our common stock

We have not made any distributions on our common stock, and we do not plan to make any distributions in the foreseeable future. However, if we do make distributions of cash or other property on our common stock, those distributions will constitute dividends for U.S. tax purposes to the extent paid from our current or accumulated earnings and profits, as determined under U.S. federal income tax principles. To the extent those distributions exceed our current and accumulated earnings and profits, the distributions will constitute a return of capital and will first reduce a non-U.S. holder's adjusted tax basis in our common stock, but not below zero, and then will be treated as gain from the sale of our common stock (see "—Gain on disposition of common stock).

Any dividends paid to a non-U.S. holder of our common stock generally will be subject to withholding of U.S. federal income tax at a rate of 30%, or such lower rate as may be specified by an applicable tax treaty, of the gross amount of the dividend. To receive the benefit of a reduced treaty rate, a non-U.S. holder must provide us with an Internal Revenue Service ("IRS") Form W-8BEN (or successor form) or other appropriate version of IRS Form W-8 certifying qualification for the reduced rate. A non-U.S. holder of our common stock that is eligible for a reduced rate of U.S. federal withholding tax under an income tax treaty may obtain a refund from the IRS of any excess amounts withheld by timely filing an appropriate claim for refund with the IRS.

Dividends received by a non-U.S. holder that are effectively connected with a trade or business conducted by the non-U.S. holder in the United States (and, if an applicable tax treaty so provides, are attributable to a permanent establishment or fixed base maintained by the non-U.S. holder in the United States) generally will be exempt from the withholding tax described above and instead will be subject to U.S. federal income tax on a net income basis at the same graduated rates generally applicable to U.S. persons. To obtain this exemption from withholding tax, the non-U.S. holder must provide us with an IRS Form W-8ECI properly certifying eligibility for such exemption. In addition to the income tax described above, dividends received by a corporate non-U.S. holder that are effectively connected with a trade or business conducted by the corporate non-U.S. holder in the United States (and, if an applicable tax treaty so provides, are attributable to a permanent establishment or fixed base maintained by the corporate non-U.S. holder in the United States) may be subject to a branch profits tax at a rate of 30% or such lower rate as may be specified by an applicable tax treaty.

[Table of Contents](#)

Gain on disposition of common stock

A non-U.S. holder generally will not be subject to U.S. federal income tax on any gain realized upon the sale or other disposition of our common stock unless:

- the gain is effectively connected with a trade or business conducted by the non-U.S. holder in the United States (and, if an applicable tax treaty so provides, is attributable to a permanent establishment or fixed base maintained by the non-U.S. holder in the United States), in which case the non-U.S. holder generally will be subject to U.S. federal income tax on any gain realized upon the sale or other disposition on a net income basis at the same graduated rates generally applicable to U.S. persons (furthermore, the branch profits tax described above also may apply to a corporate non-U.S. holder); or
- we are or have been a "U.S. real property holding corporation" ("USRPHC") for U.S. federal income tax purposes at any time within the shorter of the five-year period preceding the date of the sale or other disposition and the non-U.S. holder's holding period.

Generally, a corporation is a USRPHC if the fair market value of its "United States real property interests" equals or exceeds 50% of the sum of the fair market value of its worldwide real property interests and its other assets used or held for use in a trade or business (all as determined for U.S. federal income tax purposes). For this purpose, real property interests include land, improvements and associated personal property. We believe that we are not presently, and have not been within the preceding five year period, a USRPHC for U.S. federal income tax purposes. If we are a USRPHC at any time during the applicable testing period described above, then, provided that our common stock is considered to be "regularly traded on an established securities market" (within the meaning of Section 897 of the Code and the applicable Treasury regulations) at any time during the calendar year in which the future sale or other disposition occurs, and the non-U.S. holder does not own (directly, indirectly or constructively) at any time during the five-year period ending on the date of the sale or other disposition more than 5% of our common stock, gains realized upon the sale or other disposition of our common stock generally will not be subject to U.S. federal income tax pursuant to the second bullet point above. If we are a USRPHC at any time during the applicable testing period described above and our common stock is not considered to be "regularly traded on an established securities market," upon a future sale or other disposition of our common stock, a non-U.S. holder will be subject to U.S. federal income tax on a net income basis at the same graduated rates generally applicable to U.S. persons and will be subject to U.S. federal income tax withholding on the amount realized from such sale or other disposition at a 10% rate. Non-U.S. holders should consult their own tax advisors with respect to the application of the foregoing rules to their ownership and disposition of our common stock.

U.S. federal estate tax

Our common stock owned or treated as owned by an individual who is not a citizen or resident of the United States (as specifically defined for U.S. federal estate tax purposes) at the time of death will be included in the individual's gross estate for U.S. federal estate tax purposes and may be subject to U.S. federal estate tax unless an applicable estate tax treaty provides otherwise.

[Table of Contents](#)

Information reporting and backup withholding

Generally, we must report annually to the IRS the amount of dividends paid to each non-U.S. holder, the name and address of the recipient, and the amount, if any, of tax withheld with respect to those dividends, regardless of whether withholding was required. In addition, except as described below, payments of the proceeds from the sale or other disposition of our common stock are potentially subject to information reporting to the IRS. Pursuant to tax treaties or other agreements, the IRS may make its reports available to tax authorities in the recipient's country of residence.

Dividends and the proceeds from the sale or other disposition of our common stock are potentially subject to backup withholding (at the applicable rate, which is currently 28%). In general, backup withholding (and information reporting with respect to the proceeds of a sale or other disposition of our common stock) will not apply to payments to a non-U.S. holder if the holder has provided the required certification that it is a non-U.S. holder, such as providing an IRS Form W-8BEN or IRS Form W8-ECI (or appropriate substitute or successor form). Notwithstanding the foregoing, backup withholding (and information reporting) may apply if either we or a broker or other paying agent has actual knowledge, or reason to know, that the beneficial owner is a U.S. person.

Backup withholding is not an additional tax. Any amounts withheld under the backup withholding rules will be allowed as a refund or credit against a holder's U.S. federal income tax liability, provided that the required information is furnished to the IRS in a timely manner.

Non-U.S. holders should consult their own tax advisors regarding the application of the information reporting and backup withholding rules to them.

Foreign account tax compliance act withholding

Enacted legislation generally will impose, effective for payments made after December 31, 2012, a withholding tax of 30% on dividends on, and the gross proceeds of a sale or other disposition of, our common stock paid to certain foreign entities unless various information and due diligence requirements are satisfied. Non-U.S. holders should consult their own tax advisers regarding the potential application and impact of these new requirements to them based on their particular circumstances.

Underwriting (conflicts of interest)

We and the selling stockholders are offering the shares of common stock described in this prospectus through a number of underwriters. J.P. Morgan Securities LLC, Merrill Lynch, Pierce, Fenner & Smith Incorporated, Credit Suisse Securities (USA) LLC, Citigroup Global Markets Inc. and Deutsche Bank Securities Inc. are acting as representatives of the underwriters. We and the selling stockholders have entered into an underwriting agreement with the underwriters. Subject to the terms and conditions of the underwriting agreement, we and the selling stockholders have agreed to sell to the underwriters, and each underwriter has severally agreed to purchase, at the public offering price less the underwriting discount set forth on the cover page of this prospectus, the number of shares of common stock listed next to its name in the following table.

Name	Number of shares
J.P. Morgan Securities LLC	
Merrill Lynch, Pierce, Fenner & Smith Incorporated	
Credit Suisse Securities (USA) LLC	
Citigroup Global Markets Inc.	
Deutsche Bank Securities Inc.	
Simmons & Company International	
Tudor, Pickering, Holt & Co. Securities, Inc.	
Capital One Southcoast, Inc.	
Dahlman Rose & Company, LLC	
FBR Capital Markets & Co.	
Howard Weil Incorporated	
Johnson Rice & Company L.L.C.	
Total	15,789,472

The underwriters are committed to purchase all the shares of our common stock offered by us and the selling stockholders if they purchase any shares. The underwriting agreement also provides that if an underwriter defaults, the purchase commitments of non-defaulting underwriters may also be increased or the offering may be terminated.

The underwriters propose to offer the common stock directly to the public at the initial public offering price set forth on the cover page of this prospectus and to certain dealers at that price less a concession not in excess of \$ per share. After the initial public offering of the shares, the offering price and other selling terms may be changed by the underwriters. Sales of shares made outside of the United States may be made by affiliates of the underwriters. The representatives have advised us that the underwriters do not intend to confirm discretionary sales in excess of 5% of the common stock offered in this offering.

The underwriters have an option to buy up to 2,368,421 additional shares of common stock from the selling stockholders to cover sales of shares by the underwriters which exceed the number of shares specified in the table above. The underwriters have 30 days from the date of this prospectus to exercise this over-allotment option. If any shares are purchased with this over-allotment option, the underwriters will purchase shares in approximately the same proportion as shown in the table above. If any additional shares of common stock are purchased, the underwriters will offer the additional shares on the same terms as those on which the shares are being offered.

[Table of Contents](#)

The underwriting fee is equal to the public offering price per share of common stock, less the amount paid by the underwriters to us and the selling stockholders per share of common stock. The underwriting fee is \$ _____ per share. The following table shows the per share and total underwriting discounts and commissions that we and the selling stockholders are to pay to the underwriters, assuming both no exercise and full exercise of the underwriters' option to purchase additional shares.

	Per share		Total	
	Without over-allotment exercise	With full over-allotment exercise	Without over-allotment exercise	With full over-allotment exercise
Underwriting discounts and commissions paid by us	\$	\$	\$	\$
Expenses payable by us	\$	\$	\$	\$
Underwriting discounts and commissions paid by the selling stockholders	\$	\$	\$	\$
Expenses payable by the selling stockholders	\$	\$	\$	\$

We estimate that the total expenses of this offering to us, including registration, filing and listing fees, printing fees, and legal and accounting expenses, but excluding the underwriting discounts and commissions, will be approximately \$2.5 million.

A prospectus in electronic format may be made available on the websites maintained by one or more underwriters, or selling group members, if any, participating in the offering. The underwriters may agree to allocate a number of shares to underwriters and selling group members for sale to their online brokerage account holders. Internet distributions will be allocated by the representatives to underwriters and selling group members that may make Internet distributions on the same basis as other allocations.

We have agreed that we will not (1) offer, pledge, announce the intention to sell, sell, contract to sell, sell any option or contract to purchase, purchase any option or contract to sell, grant any option, right, or warrant to purchase, or otherwise transfer or dispose of, directly or indirectly, or file with the SEC a registration statement under the Securities Act (other than any registration statement on Form S-8) relating to, any shares of our common stock or securities convertible into or exchangeable or exercisable for any shares of our common stock, or publicly disclose the intention to make any offer, sale, pledge, disposition, or filing, or (2) enter into any swap or other arrangement that transfers all or a portion of the economic consequences associated with the ownership of any shares of common stock or any such other securities (regardless of whether any of these transactions are to be settled by the delivery of shares of common stock or such other securities, in cash or otherwise), in each case without the prior written consent of J.P. Morgan Securities LLC, for a period of 180 days after the date of this prospectus, other than the shares of our common stock to be sold hereunder and the shares of common stock to be sold in the concurrent private placement, common stock contingently issuable under existing acquisition contracts, common stock issued in connection with future acquisitions (subject to a cap of 10% of the shares outstanding upon completion of this offering and provided that the recipients of any shares of common stock agree to be bound by the same restrictions on sales), any stock options, restricted stock awards, phantom stock awards, and other equity-based incentive awards to be issued to our directors, officers, employees or consultants in accordance with our stock incentive plan and in compliance with the requirements of the NYSE, and any shares of our common stock to be issued upon the exercise of options or other awards or the vesting or other equity-based incentive awards granted under our stock-based compensation plans.

[Table of Contents](#)

Notwithstanding the foregoing, if (A) during the last 17 days of the 180-day restricted period, we issue an earnings release or material news or a material event relating to our Company occurs; or (B) prior to the expiration of the 180-day restricted period, we announce that we will release earnings results during the 16-day period beginning on the last day of the 180-day period, the restrictions described above shall continue to apply until the expiration of the 18-day period beginning on the issuance of the earnings release or the occurrence of the material news or material event.

Our directors and executive officers and certain of our principal stockholders and the selling stockholders have entered into and Tinicum will enter into lock-up agreements with the underwriters pursuant to which each of these persons or entities, with limited exceptions, for a period of 180 days after the date of this prospectus, may not, without the prior written consent of J.P. Morgan Securities LLC, (1) offer, pledge, sell, contract to sell, sell any option or contract to purchase, purchase any option or contract to sell, grant any option, right or warrant to purchase, or otherwise transfer or dispose of, directly or indirectly, any shares of our common stock or any securities convertible into or exercisable or exchangeable for our common stock (including, without limitation, common stock or such other securities which may be deemed to be beneficially owned by such persons in accordance with the rules and regulations of the SEC and securities which may be issued upon exercise of a stock option or warrant), or publicly disclose the intention to make any offer, sale, pledge, or disposition, (2) enter into any swap or other agreement that transfers, in whole or in part, any of the economic consequences of ownership of the common stock or such other securities, whether any such transaction described in clause (1) or (2) above is to be settled by delivery of common stock or such other securities, in cash, or otherwise, or (3) make any demand for or exercise any right with respect to the registration of any shares of our common stock or any security convertible into or exercisable or exchangeable for our common stock. The lock-up agreements will not restrict the shares of common stock sold by the selling stockholders in this offering or the transfer of common stock as bona fide gifts, so long as, among other things, the transferee agrees to be bound by the restrictions in the lock-up agreements. Subject to certain restrictions, the lock-up agreements also will not restrict the establishment of a trading plan pursuant to Rule 10b5-1 under the Exchange Act for the transfer of shares of our common stock.

Notwithstanding the foregoing, if (A) during the last 17 days of the 180-day restricted period, we issue an earnings release or material news or a material event relating to our Company occurs; or (B) prior to the expiration of the 180-day restricted period, we announce that we will release earnings results during the 16-day period beginning on the last day of the 180-day period, the restrictions described above shall continue to apply until the expiration of the 18-day period beginning on the issuance of the earnings release or the occurrence of the material news or material event.

At our request, the underwriters have reserved for sale, at the initial public offering price, up to 3% of the shares offered by this prospectus for sale to some of our directors, officers, employees, business associates and related persons. If these persons purchase reserved shares, this will reduce the number of shares available for sale to the general public. Any reserved shares that are not so purchased will be offered by the underwriters to the general public on the same terms as the other shares offered by this prospectus.

We and the selling stockholders have agreed to indemnify the underwriters against certain liabilities, including liabilities under the Securities Act.

[Table of Contents](#)

We have been approved to list our common stock on the NYSE under the symbol "FET."

In connection with this offering, the underwriters may engage in stabilizing transactions, which involves making bids for, purchasing, and selling shares of common stock in the open market for the purpose of preventing or retarding a decline in the market price of the common stock while this offering is in progress. These stabilizing transactions may include making short sales of the common stock, which involves the sale by the underwriters of a greater number of shares of common stock than they are required to purchase in this offering, and purchasing shares of common stock on the open market to cover positions created by short sales. Short sales may be "covered" shorts, which are short positions in an amount not greater than the underwriters' over-allotment option referred to above, or may be "naked" shorts, which are short positions in excess of that amount. The underwriters may close out any covered short position either by exercising their over-allotment option, in whole or in part, or by purchasing shares in the open market. In making this determination, the underwriters will consider, among other things, the price of shares available for purchase in the open market compared to the price at which the underwriters may purchase shares through the over-allotment option. A naked short position is more likely to be created if the underwriters are concerned that there may be downward pressure on the price of the common stock in the open market that could adversely affect investors who purchase in this offering. To the extent that the underwriters create a naked short position, they will purchase shares in the open market to cover the position.

The underwriters have advised us that, pursuant to Regulation M of the Securities Act, they may also engage in other activities that stabilize, maintain, or otherwise affect the price of the common stock, including the imposition of penalty bids. This means that if the representatives of the underwriters purchase common stock in the open market in stabilizing transactions or to cover short sales, the representatives can require the underwriters that sold those shares as part of this offering to repay the underwriting discount received by them.

These activities may have the effect of raising or maintaining the market price of the common stock or preventing or retarding a decline in the market price of the common stock, and, as a result, the price of the common stock may be higher than the price that otherwise might exist in the open market. If the underwriters commence these activities, they may discontinue them at any time. The underwriters may carry out these transactions on the NYSE, in the over-the-counter market, or otherwise.

Prior to this offering, there has been no public market for our common stock. The initial public offering price will be determined by negotiations between us and the representatives of the underwriters. In determining the initial public offering price, we and the representatives of the underwriters expect to consider a number of factors including:

- the information set forth in this prospectus and otherwise available to the representatives;
- our prospects and the history and prospects for the industry in which we compete;
- an assessment of our management;
- our prospects for future earnings;
- the general condition of the securities markets at the time of this offering;
- the recent market prices of, and demand for, publicly traded common stock of generally comparable companies; and

[Table of Contents](#)

- other factors deemed relevant by the underwriters and us.

Neither we nor the underwriters can assure investors that an active trading market will develop for our common stock, or that the shares will trade in the public market at or above the initial public offering price.

European economic area

In relation to each Member State of the European Economic Area which has implemented the Prospectus Directive (each, a "Relevant Member State"), each underwriter has represented and agreed that with effect from and including the date on which the Prospectus Directive is implemented in that Relevant Member State (the "Relevant Implementation Date") it has not made and will not make an offer of shares to the public in that Relevant Member State prior to the publication of a prospectus in relation to the shares which has been approved by the competent authority in that Relevant Member State or, where appropriate, approved in another Relevant Member State and notified to the competent authority in that Relevant Member State, all in accordance with the Prospectus Directive and the 2010 PD Amending Directive to the extent implemented, except that it may, with effect from and including the Relevant Implementation Date, make an offer of shares to the public in that Relevant Member State at any time:

- (1) to any legal entity which is a qualified investor as defined in the Prospectus Directive or the 2010 PD Amending Directive if the relevant provision has been implemented;
- (2) to fewer than (i) 100 natural or legal persons per Relevant Member State (other than qualified investors as defined in the Prospectus Directive or the 2010 PD Amending Directive if the relevant provision has been implemented) or (ii) if the Relevant Member State has implemented the relevant provision of the 2010 PD Amending Directive, 150 natural or legal persons per Relevant Member State (other than qualified investors as defined in the Prospectus Directive or the 2010 PD Amending Directive if the relevant provision has been implemented), subject to obtaining the prior consent of the relevant Dealer or Dealers nominated by the Issuer for any such offer; or
- (3) in any circumstances falling within Article 3(2) of the Prospectus Directive or Article 3(2) of the 2010 PD Amending Directive to the extent implemented.

For the purposes of this provision, the expression an "offer of shares to the public," in relation to any shares in any Relevant Member State, means the communication in any form and by any means of sufficient information on the terms of the offer and the shares to be offered so as to enable an investor to decide to purchase or subscribe the shares, as the same may be varied in that Member State by any measure implementing the Prospectus Directive in that Member State and the expression Prospectus Directive means Directive 2003/71/EC and includes any relevant implementing measure in each Relevant Member State and the expression 2010 PD Amending Directive means Directive 2010/73/EC.

Each underwriter has represented and agreed that:

- (1) it has only communicated or caused to be communicated and will only communicate or cause to be communicated an invitation or inducement to engage in investment activity (within the meaning of Section 21 of the Financial Services and Markets Act 2000 (UK) ("FSMA")) received by it in connection with the issue or sale of the shares in circumstances in which Section 21(1) of the FSMA does not apply to us; and

[Table of Contents](#)

- (2) it has complied and will comply with all applicable provisions of the FSMA with respect to anything done by it in relation to the shares in, from or otherwise involving the United Kingdom.

Notice to prospective investors in Switzerland

This document does not constitute an issue prospectus within the meaning of Art. 652a of the Swiss Code of Obligations. The shares of common stock may not be sold directly or indirectly in or into Switzerland except in a manner which will not result in a public offering within the meaning of the Swiss Code of Obligations. Our common stock will not be listed on the SWX Swiss Exchange and, therefore, the documents relating to our common stock, including, but not limited to, this document, do not claim to comply with the disclosure standards of the listing rules of SWX Swiss Exchange and corresponding prospectus schemes annexed to the listing rules of the SWX Swiss Exchange. This document as well as any other material relating to our common stock is personal and confidential and does not constitute an offer to any other person. This document may only be used in Switzerland by those investors to whom it has been handed out in connection with the offering described herein and may neither directly nor indirectly be distributed or made available to other persons without our express consent. It may not be used in connection with any other offer and shall in particular not be copied and/or distributed to the public in (or from) Switzerland. Neither this document nor any other offering materials relating to the shares of common stock may be distributed, published, or otherwise made available in Switzerland except in a manner which will not constitute a public offer of the shares of common stock in Switzerland.

Notice to prospective investors in Hong Kong

The shares may not be offered or sold by means of any document other than (1) in circumstances which do not constitute an offer to the public within the meaning of the Companies Ordinance (Cap.32, Laws of Hong Kong), or (2) to "professional investors" within the meaning of the Securities and Futures Ordinance (Cap.571, Laws of Hong Kong) and any rules made thereunder or (3) in other circumstances which do not result in the document being a "prospectus" within the meaning of the Companies Ordinance (Cap.32, Laws of Hong Kong), and no advertisement, invitation or document relating to the shares may be issued or may be in the possession of any person for the purpose of issue (in each case whether in Hong Kong or elsewhere), which is directed at, or the contents of which are likely to be accessed or read by, the public in Hong Kong (except if permitted to do so under the laws of Hong Kong) other than with respect to shares which are or are intended to be disposed of only to persons outside Hong Kong or only to "professional investors" within the meaning of the Securities and Futures Ordinance (Cap. 571, Laws of Hong Kong) and any rules made thereunder.

Notice to prospective investors in Singapore

This prospectus has not been registered as a prospectus with the Monetary Authority of Singapore. Accordingly, this prospectus and any other document or material in connection with the offer or sale, or invitation for subscription or purchase, of the shares may not be circulated or distributed, nor may the shares be offered or sold, or be made the subject of an invitation for subscription or purchase, whether directly or indirectly, to persons in Singapore other than (1) to an institutional investor under Section 274 of the Securities and Futures Act, Chapter 289 of

[Table of Contents](#)

Singapore (the "SFA"), (2) to a relevant person, or any person pursuant to Section 275(1A), and in accordance with the conditions, specified in Section 275 of the SFA or (3) otherwise pursuant to, and in accordance with the conditions of, any other applicable provision of the SFA.

Where the shares are subscribed or purchased under Section 275 by a relevant person which is: (1) a corporation (which is not an accredited investor) the sole business of which is to hold investments and the entire share capital of which is owned by one or more individuals, each of whom is an accredited investor; or (2) a trust (where the trustee is not an accredited investor) whose sole purpose is to hold investments and each beneficiary is an accredited investor, shares, debentures and units of shares and debentures of that corporation or the beneficiaries' rights and interest in that trust shall not be transferable for 6 months after that corporation or that trust has acquired the shares under Section 275 except: (1) to an institutional investor under Section 274 of the SFA or to a relevant person, or any person pursuant to Section 275(1A), and in accordance with the conditions, specified in Section 275 of the SFA; (2) where no consideration is given for the transfer; or (3) by operation of law.

Notice to prospective investors in Japan

The securities have not been and will not be registered under the Financial Instruments and Exchange Law of Japan (the "Financial Instruments and Exchange Law") and each underwriter has agreed that it will not offer or sell any securities, directly or indirectly, in Japan or to, or for the benefit of, any resident of Japan (which term as used herein means any person resident in Japan, including any corporation or other entity organized under the laws of Japan), or to others for re-offering or resale, directly or indirectly, in Japan or to a resident of Japan, except pursuant to an exemption from the registration requirements of, and otherwise in compliance with, the Financial Instruments and Exchange Law and any other applicable laws, regulations and ministerial guidelines of Japan.

Notice to prospective investors in the Dubai International Finance Centre

This prospectus relates to an Exempt Offer in accordance with the Offered Securities Rules of the Dubai Financial Services Authority ("DFSA"). This prospectus is intended for distribution only to persons of a type specified in the Offered Securities Rules of the DFSA. It must not be delivered to, or relied on by, any other person. The DFSA has no responsibility for reviewing or verifying any documents in connection with Exempt Offers. The DFSA has not approved this prospectus nor taken steps to verify the information set forth herein and has no responsibility for this prospectus. The securities to which this prospectus relates may be illiquid and/or subject to restrictions on their resale. Prospective purchasers of the securities offered should conduct their own due diligence on the securities. If you do not understand the contents of this prospectus you should consult an authorized financial advisor.

Relationships with underwriters and their affiliates

The underwriters and their respective affiliates are full service financial institutions engaged in various activities, which may include securities trading, commercial and investment banking, financial advisory, investment management, investment research, principal investment, hedging, financing and brokerage activities. The underwriters and their affiliates have provided in the past to us and our affiliates and may provide from time to time in the future certain commercial

[Table of Contents](#)

banking, financial advisory, investment banking, and other services in the ordinary course of their business, including in connection with acquisitions, dispositions and other corporate transactions, for which they have received and may continue to receive customary fees and commissions. Affiliates of each of the underwriters are lenders under our credit agreement. See "—Conflicts of interest."

In the ordinary course of their various business activities, the underwriters and their respective affiliates may make or hold a broad array of investments and actively trade debt and equity securities (or related derivative securities) and financial instruments (including bank loans) for their own account and for the accounts of their customers, and such investment and securities activities may involve our securities and/or instruments. The underwriters and their respective affiliates may also make investment recommendations and/or publish or express independent research views in respect of such securities or instruments. In addition, from time to time, certain of the underwriters and their affiliates may at any time hold, on behalf of themselves or their customers, or recommend to clients that they acquire, long or short positions in our equity or debt securities or loans.

Conflicts of interest

Affiliates of J.P. Morgan Securities LLC, Merrill Lynch, Pierce, Fenner & Smith Incorporated, Citigroup Global Markets Inc. and Deutsche Bank Securities Inc. are lenders under our credit agreement that may receive more than 5% of the net proceeds of this offering in connection with the repayment of amounts under our credit agreement. Accordingly, this offering is being made in compliance with the requirements of Rule 5121 of the Financial Industry Regulatory Authority, Inc. In accordance with this rule, Tudor, Pickering, Holt & Co. Securities Inc. has assumed the responsibilities of acting as a "qualified independent underwriter." In its role as a qualified independent underwriter, Tudor, Pickering, Holt & Co. Securities Inc. has participated in due diligence and the preparation of the registration statement of which this prospectus is a part. Tudor, Pickering, Holt & Co. Securities Inc. will not receive any additional fees for serving as a qualified independent underwriter in connection with this offering. Such underwriters will not confirm sales of the shares to any account over which they exercise discretionary authority without the prior written approval of the customer. We have agreed to indemnify Tudor, Pickering, Holt & Co. Securities Inc. against certain liabilities incurred in connection with acting as a "qualified independent underwriter," including liabilities under the Securities Act.

Legal matters

The validity of our common stock offered by this prospectus will be passed upon for Forum Energy Technologies, Inc., by Vinson & Elkins L.L.P., Houston, Texas. Certain legal matters in connection with this offering will be passed upon for the underwriters by Baker Botts L.L.P., Houston, Texas. Baker Botts L.L.P. represents us from time to time in matters unrelated to this offering.

Experts

The audited financial statements of Forum Energy Technologies, Inc. included in this prospectus, except as they relate to 2009 financial statements of Allied Production Services, Inc. ("Allied"), Subsea Services International, Inc. ("Subsea") and Triton Group Holdings LLC ("Triton"), have been audited by PricewaterhouseCoopers LLP, an independent registered public accounting firm. Such financial statements, except as they relate to Allied, Subsea and Triton, have been so included in reliance on the report (which contains an explanatory paragraph relating to the Company's combination as described in Note 1 to the financial statements) of such independent registered public accounting firm given on the authority of such firm as experts in auditing and accounting.

The audited 2009 financial statements of Subsea and Triton, not separately presented in this prospectus, have been audited by Pannell Kerr Forster of Texas, P.C. and Deloitte LLP, respectively, each an independent registered public accounting firm, whose reports thereon appear herein. The audited financial statements of Forum Energy Technologies, Inc., to the extent they relate to Subsea or Triton, have been so included in reliance on the reports of such independent registered public accounting firms given on the authority of said firms as experts in auditing and accounting.

The consolidated financial statements of Allied Production Services, Inc. and Subsidiaries at December 31, 2009, and for the year then ended, not presented separately herein in this Prospectus and Registration Statement have been audited by Ernst & Young LLP, independent registered public accounting firm, as set forth in their report thereon appearing elsewhere herein. The audited financial statements of Forum Energy Technologies, Inc. and Subsidiaries are included in reliance upon such report given on the authority of such firm as experts in accounting and auditing.

The financial statements of Davis-Lynch, Inc. as of December 31, 2010 and for each of the two years in the period ended December 31, 2010 included in this prospectus have been so included in reliance on the report of UHY LLP, an independent registered public accounting firm, given on the authority of said firm as experts in auditing and accounting.

Where you can find more information

We have filed with the SEC a registration statement on Form S-1 (including the exhibits, schedules and amendments thereto) under the Securities Act, with respect to the shares of our common stock offered hereby. This prospectus does not contain all of the information set forth in the registration statement and the exhibits and schedules thereto. For further information with respect to us and the common stock offered hereby, we refer you to the registration statement and the exhibits and schedules filed therewith. Statements contained in this prospectus as to the contents of any contract, agreement or any other document are summaries of the material terms of this contract, agreement or other document. With respect to each of these contracts, agreements or other documents filed as an exhibit to the registration statement, reference is made to the exhibits for a more complete description of the matter involved. A copy of the registration statement, and the exhibits and schedules thereto, may be inspected without charge at the public reference facilities maintained by the SEC at 100 F Street NE, Washington, D.C. 20549. Copies of these materials may be obtained, upon payment of a duplicating fee, from the Public Reference Section of the SEC at 100 F Street NE, Washington, D.C. 20549. Please call the SEC at 1-800-SEC-0330 for further information on the operation of the public reference facility. The SEC maintains a website that contains reports, proxy and information statements and other information regarding registrants that file electronically with the SEC. The address of the SEC's website is <http://www.sec.gov>.

After we have completed this offering, we will file annual, quarterly and current reports, proxy statements and other information with the SEC. We maintain a website at <http://www.f-e-t.com> and we expect to make our periodic reports and other information filed with or furnished to the SEC available, free of charge, through our website, as soon as reasonably practicable after those reports and other information are electronically filed with or furnished to the SEC. Information on our website or any other website is not incorporated by reference into this prospectus and does not constitute a part of this prospectus. We will provide electronic or paper copies of our filings free of charge upon request.

Forum Energy Technologies, Inc. and subsidiaries Index to consolidated financial statements December 31, 2009, 2010 and 2011

	Page(s)
Forum Energy Technologies, Inc. Consolidated Financial Statements	
<u>Audited Financial Statements</u>	
Report of independent registered public accounting firm	F-2
Report of independent registered public accounting firm to the Board of Directors of Triton Group Holdings LLC	F-3
Report of independent registered public accounting firm to the Board of Directors and Shareholders of Allied Production Services, Inc.	F-4
Report of independent registered public accounting firm to the Board of Directors and Shareholders of Subsea Services International, Inc.	F-5
Consolidated Balance Sheets at December 31, 2010 and 2011	F-6
Consolidated Statements of Income For the Years Ended December 31, 2009, 2010 and 2011	F-7
Consolidated Statements of Changes in Stockholders' Equity For the Years Ended December 31, 2009, 2010 and 2011	F-8
Consolidated Statements of Cash Flows For the Years Ended December 31, 2009, 2010 and 2011	F-11
Notes to Consolidated Financial Statements	F-13
Davis-Lynch, Inc. Financial Statements	
<u>Audited Financial Statements for the Year Ended December 31, 2010</u>	
Report of Independent Registered Public Accounting Firm	F-51
Balance Sheets	F-52
Statements of Operations	F-53
Statements of Changes in Stockholder's Equity	F-54
Statements of Cash Flows	F-55
Notes to Financial Statements	F-56
<u>Interim Financial Statements for the Six Months Ended June 30, 2010 and 2011</u>	
Balance Sheets	F-65
Statements of Operations	F-66
Statements of Changes in Stockholder's Equity	F-67
Statements of Cash Flows	F-68
Notes to Financial Statements	F-69

Report of independent registered public accounting firm

To the Stockholders of
Forum Energy Technologies, Inc.

In our opinion, based on our audits and the reports of other auditors, the accompanying consolidated balance sheets and the related consolidated statements of income, of stockholders' equity and of cash flows present fairly, in all material respects, the financial position of Forum Energy Technologies, Inc. (formerly Forum Oilfield Technologies, Inc.) and its subsidiaries ("the Company") at December 31, 2010 and 2011, and the results of their operations and their cash flows for each of the three years in the period ended December 31, 2011 in conformity with accounting principles generally accepted in the United States of America. These financial statements are the responsibility of the Company's management. Our responsibility is to express an opinion on these financial statements based on our audits. We did not audit the 2009 financial statements of Allied Production Services, Inc. ("Allied"), Subsea Services International, Inc. ("SSI") and Triton Group Holdings LLC ("Triton"), all wholly-owned subsidiaries of the Company, whose statements reflect total revenues of \$287,279,000 for the year ended December 31, 2009. Those statements were audited by other auditors whose reports thereon have been furnished to us, and our opinion expressed herein, insofar as it relates to the amounts included for Allied, SSI and Triton, is based solely on the reports of the other auditors. We conducted our audits of these statements in accordance with the standards of the Public Company Accounting Oversight Board (United States). Those standards require that we plan and perform the audit to obtain reasonable assurance about whether the financial statements are free of material misstatement. An audit includes examining, on a test basis, evidence supporting the amounts and disclosures in the financial statements, assessing the accounting principles used and significant estimates made by management, and evaluating the overall financial statement presentation. We believe that our audits and the reports of other auditors provide a reasonable basis for our opinion.

As discussed in Note 1 to the consolidated financial statements, on August 2, 2010 the Company completed the combination of the Company with Allied, SSI, Triton and Global Flow Technologies, Inc. Prior to the combination, all of the companies were under the common control of three private equity funds with the same sponsor.

/s/ PricewaterhouseCoopers LLP
Houston, Texas

March 14, 2012, except for the effects of the 37 for 1 stock split of the Company's issued and outstanding common stock described in Note 2, as to which the date is March 28, 2012

Report of independent registered public accounting firm

To the Board of Directors of Triton Group Holdings LLC

We have audited the consolidated statements of income, comprehensive income, members' equity, and cash flows of Triton Group Holdings LLC (the "Company") (a wholly owned subsidiary of Forum Energy Technologies, Inc.) for the year ended December 31, 2009. These financial statements are the responsibility of the Company's management. Our responsibility is to express an opinion on these financial statements based on our audit.

We conducted our audit in accordance with the standards of the Public Company Accounting Oversight Board (United States). Those standards require that we plan and perform the audit to obtain reasonable assurance about whether the financial statements are free of material misstatement. The Company is not required to have, nor were we engaged to perform, an audit of its internal control over financial reporting. Our audit included consideration of internal control over financial reporting as a basis for designing audit procedures that are appropriate in the circumstances, but not for the purpose of expressing an opinion on the effectiveness of the Company's internal control over financial reporting. Accordingly, we express no such opinion. An audit also includes examining, on a test basis, evidence supporting the amounts and disclosures in the financial statements, assessing the accounting principles used and significant estimates made by management, as well as evaluating the overall financial statement presentation. We believe that our audit provides a reasonable basis for our opinion.

In our opinion, such financial statements present fairly, in all material respects, the results of operations and cash flows of Triton Group Holdings LLC for the year ended December 31, 2009 in conformity with accounting principles generally accepted in the United States of America.

/s/ DELOITTE LLP
Aberdeen, United Kingdom
July 14, 2010

Report of independent registered public accounting firm

The Board of Directors and Shareholders of Allied Production Services, Inc.

We have audited the consolidated balance sheet of Allied Production Services, Inc. and Subsidiaries as of December 31, 2009, and the related consolidated statements of operations, shareholders' equity, and cash flows for the year then ended (not presented separately herein). These financial statements are the responsibility of the Company's management. Our responsibility is to express an opinion on these financial statements based on our audit.

We conducted our audit in accordance with the standards of the Public Company Accounting Oversight Board (United States). Those standards require that we plan and perform the audit to obtain reasonable assurance about whether the financial statements are free of material misstatement. We were not engaged to perform an audit of the Company's internal control over financial reporting. Our audit included consideration of internal control over financial reporting as a basis for designing audit procedures that are appropriate in the circumstances, but not for the purpose of expressing an opinion on the effectiveness of the Company's internal control over financial reporting. Accordingly, we express no such opinion. An audit also includes examining, on a test basis, evidence supporting the amounts and disclosures in the financial statements, assessing the accounting principles used and significant estimates made by management, and evaluating the overall financial statement presentation. We believe that our audit provides a reasonable basis for our opinion.

In our opinion, the financial statements referred to above present fairly, in all material respects, the consolidated financial position of Allied Production Services, Inc. and Subsidiaries at December 31, 2009, and the consolidated results of their operations and their cash flows for the year then ended, in conformity with U.S. generally accepted accounting principles.

/s/ Ernst & Young LLP

Houston, Texas
August 26, 2011

Report of independent registered public accounting firm

Board of Directors and Shareholders of Subsea Services International, Inc.

We have audited the accompanying consolidated statements of income, changes in stockholders' equity, and cash flows of Subsea Services International, Inc. (the "Company") for the year ended December 31, 2009. These financial statements are the responsibility of the Company's management. Our responsibility is to express an opinion on these financial statements based on our audits.

We conducted our audits in accordance with the standards of the Public Company Accounting Oversight Board (United States). Those standards require that we plan and perform the audits to obtain reasonable assurance about whether the financial statements are free of material misstatement. The Company is not required to have, nor were we engaged to perform, an audit of its internal control over financial reporting. Our audits included consideration of internal control over financial reporting as a basis for designing audit procedures that are appropriate in the circumstances, but not for the purposes of expressing an opinion on the effectiveness of the Company's internal control over financial reporting. Accordingly, we express no such opinion. An audit also includes examining, on a test basis, evidence supporting the amounts and disclosures in the financial statements, assessing the accounting principles used and significant estimates made by management, as well as evaluating the overall financial statement presentation. We believe that our audits provide a reasonable basis for our opinion.

In our opinion, the consolidated statements of income, changes in stockholders' equity, and cash flows of Subsea Services International, Inc. for the year ended December 31, 2009 are presented fairly, in all material respects, in conformity with United States generally accepted accounting principles.

/s/ Pannell Kerr Forster of Texas, P.C.
Houston, Texas
March 30, 2010

[Table of Contents](#)

Forum Energy Technologies, Inc. and subsidiaries

Consolidated balance sheets

at December 31, 2010 and 2011

	2010	2011
	(in thousands of dollars, except share information)	
Assets		
Current assets		
Cash and cash equivalents	\$ 20,348	\$ 20,548
Accounts receivable—trade, net	117,656	228,686
Inventories	173,777	324,638
Prepaid expenses and other current assets	18,051	14,372
Costs and estimated profits in excess of billings	3,660	11,706
Deferred income taxes, net	8,615	18,636
Total current assets	342,107	618,586
Property and equipment, net of accumulated depreciation	90,632	124,840
Deferred financing costs, net	6,458	10,131
Intangibles, net	80,159	241,314
Goodwill	294,381	600,827
Other long-term assets	4,595	11,617
Total assets	\$ 818,332	\$ 1,607,315
Liabilities and Equity		
Current liabilities		
Current portion of long-term debt and capital lease obligations	\$ 3,209	\$ 5,176
Accounts payable—trade	61,981	97,642
Accrued liabilities and other current liabilities	44,542	92,251
Contingent consideration liability	—	41,800
Deferred revenue	7,130	12,692
Billings in excess of costs and profits recognized	7,889	4,906
Derivative instruments	2,194	185
Total current liabilities	126,945	254,652
Long-term debt, net of current portion	204,715	660,379
Deferred income taxes, net	20,368	35,103
Derivative instruments	2,162	1,588
Other long-term liabilities	1,065	461
Total liabilities	355,255	952,183
Commitments and contingencies		
Equity		
Common stock, \$0.01 par value, 296,000,000 shares authorized, 57,540,698 and 67,944,025 shares issued and outstanding, respectively	592	666
Additional paid-in capital	341,641	424,479
Warrants	7,825	27,097
Retained earnings	150,803	244,145
Treasury stock	(25,823)	(25,877)
Accumulated other comprehensive loss	(12,515)	(16,017)
Total stockholders' equity	462,523	654,493
Noncontrolling interest in subsidiary	554	639
Total equity	463,077	655,132
Total liabilities and equity	\$ 818,332	\$ 1,607,315

The accompanying notes are an integral part of these consolidated financial statements.

Forum Energy Technologies, Inc. and subsidiaries
Consolidated statements of income
For the years ended December 31, 2009, 2010 and 2011

	2009	2010	2011
	(in thousands of dollars, except share information)		
Net sales	\$ 677,378	\$ 747,335	\$ 1,128,131
Cost of sales	491,463	533,078	765,670
Gross profit	185,915	214,257	362,461
Operating expenses			
Selling, general and administrative expenses	128,562	141,441	186,774
Contingent consideration	—	—	12,100
Transaction expenses	—	—	3,608
Impairment of goodwill and other intangible assets	7,009	—	—
(Gain) loss on sale of assets	137	(461)	(634)
Total operating expenses	135,708	140,980	201,848
Income from operations	50,207	73,277	160,613
Other expense (income)			
Expenses related to the combination	—	6,968	—
Deferred loan costs written off	—	6,082	—
Interest expense	19,451	18,189	19,532
Other, net	(1,088)	(2,308)	378
Total other expense	18,363	28,931	19,910
Income from continuing operations before income taxes	31,844	44,346	140,703
Provision for income tax expense	11,011	20,297	47,110
Income from continuing operations	20,833	24,049	93,593
Loss from discontinued operations, net of taxes	(1,342)	—	—
Net income	19,491	24,049	93,593
Less: Income attributable to noncontrolling interest	(155)	(111)	(251)
Net income attributable to common stockholders	\$ 19,336	\$ 23,938	\$ 93,342
Weighted average shares outstanding			
Basic	48,248	53,798	63,270
Diluted	48,914	54,316	67,488
Earnings per share			
Basic	\$ 0.40	\$ 0.44	\$ 1.48
Diluted	0.40	0.44	1.38

The accompanying notes are an integral part of these consolidated financial statements.

Forum Energy Technologies, Inc. and subsidiaries
Consolidated statements of changes in stockholders' equity
For the years ended December 31, 2009, 2010 and 2011

	Triton series						Additional paid-in capital	Treasury stock	Warrants	Retained earnings	Accumulated other comprehensive income/(loss)	Total common stockholders' equity	Non controlling interest	Total equity
	Preferred shares		A and B		Common stock									
	Shares	Amount	Units	Amount	Shares	Amount								
(in thousands of dollars, except share information)														
Balance at January 1, 2009	68,820	\$ 62	43,062	\$ 991	48,671,243	\$ 481	\$ 278,057	\$ (410)	\$ —	\$ 107,794	\$ (10,017)	\$ 376,958	\$ 37	\$ 376,995
Share based compensation expense	235	—	—	1,184	—	—	1,832	—	—	—	—	3,016	—	3,016
Exercise of stock options	—	—	—	—	22,459	—	76	—	—	—	—	76	—	76
Issuance of common stock	—	—	—	—	134,791	—	255	—	—	—	—	255	—	255
Issuance of restricted stock	—	—	—	—	46,176	—	—	—	—	—	—	—	—	—
Repurchase of stock	—	—	—	—	(10,767)	—	(97)	(251)	—	—	—	(348)	—	(348)
Excess tax benefit from share based compensation	—	—	—	—	—	—	(47)	—	—	—	—	(47)	—	(47)
Issuance of stock for acquisitions	—	—	—	—	—	—	600	—	—	—	—	600	—	600
Surrendered restricted stock	—	—	—	—	(124,172)	—	—	—	—	—	—	—	—	—
Forfeiture of Series A and B	—	—	(3,095)	(111)	—	—	—	—	—	—	—	(111)	—	(111)
Adoption of uncertain tax positions	—	—	—	—	—	—	—	—	—	(265)	—	(265)	—	(265)
Comprehensive income														
Net income	—	—	—	—	—	—	—	—	—	19,336	—	19,336	155	19,491
Gain on foreign currency translation, net of tax of \$0	—	—	—	—	—	—	—	—	—	—	1,409	1,409	249	1,658
Gain on derivative instruments, net of tax of \$564	—	—	—	—	—	—	—	—	—	—	1,048	1,048	—	1,048
Comprehensive income												21,793	404	22,197
Balance at December 31, 2009	69,055	\$ 62	39,967	\$ 2,064	48,739,730	\$ 481	\$ 280,676	\$ (661)	\$ —	\$ 126,865	\$ (7,560)	\$ 401,927	\$ 441	\$ 402,368

The accompanying notes are an integral part of these consolidated financial statements.

Forum Energy Technologies, Inc. and subsidiaries
Consolidated statements of changes in stockholders' equity
For the years ended December 31, 2009, 2010 and 2011 (continued)

	Triton											Accumulated	Total	Non	Total									
	Preferred shares		series A and B		Common stock		Additional	Treasury	Warrants	Retained	other	comprehensive	common	controlling										
	Shares	Amount	Units	Amount	Shares	Amount	paid-in capital	stock		earnings	income/(loss)	stockholders' equity	interest	equity										
(in thousands of dollars, except share information)																								
Share based compensation expense	—	—	—	403	—	—	4,733	—	—	—	—	—	5,136	—	5,136									
Exercise of stock options	—	—	—	—	18,500	—	50	—	—	—	—	—	50	—	50									
Issuance of common stock	—	—	—	—	357,901	—	2,750	—	—	—	—	—	2,750	—	2,750									
Issuance of restricted stock	—	—	—	—	189,773	—	—	—	—	—	—	—	—	—	—									
Repurchase of stock	—	—	—	—	(114,959)	—	(838)	(166)	—	—	—	—	(1,004)	—	(1,004)									
Excess tax benefit from share based compensation	—	—	—	—	—	—	38	—	—	—	—	—	38	—	38									
Items related to the combination:																								
Issuance of common stock	—	—	—	—	8,085,832	74	62,054	—	—	—	—	—	62,128	—	62,128									
Issuance of warrants	—	—	—	—	—	—	(7,825)	—	7,825	—	—	—	—	—	—									
Purchase of stock related to the tender offer at the time of the combination	—	—	—	—	—	—	—	(24,996)	—	—	—	—	(24,996)	—	(24,996)									
Purchase of stock related to the conversion of shares	(69,055)	(62)	(39,967)	(2,467)	263,921	37	3	—	—	—	—	—	(2,489)	—	(2,489)									
Comprehensive income																								
Net income	—	—	—	—	—	—	—	—	—	23,938	—	—	23,938	111	24,049									
Loss on foreign currency translation, net of tax of \$0	—	—	—	—	—	—	—	—	—	—	—	(6,315)	(6,315)	2	(6,313)									
Gain on derivative instruments, net of tax of \$732	—	—	—	—	—	—	—	—	—	—	—	1,360	1,360	—	1,360									
Comprehensive income													18,983	113	19,096									
Balance at December 31, 2010	—	\$	—	\$	—	57,540,698	\$	592	\$	341,641	\$	(25,823)	\$	7,825	\$	150,803	\$	(12,515)	\$	462,523	\$	554	\$	\$463,077

The accompanying notes are an integral part of these consolidated financial statements.

Forum Energy Technologies, Inc. and subsidiaries
Consolidated statements of changes in stockholders' equity
For the years ended December 31, 2009, 2010 and 2011 (continued)

	Common stock		Additional paid-in capital	Treasury stock	Warrants	Retained earnings	Accumulated other comprehensive income/(loss)	Total common stockholders' equity	Non controlling interest	Total equity
	Shares	Amount								
Stock issuance related to acquisition	3,418,652	37	38,918	—	—	—	—	38,955	—	38,955
Stock issuance	6,513,073	37	54,074	—	—	—	—	54,111	—	54,111
Restricted stock issuance	66,230	—	—	—	—	—	—	—	—	—
Restricted stock purchase	150,775	—	1,610	—	—	—	—	1,610	—	1,610
Restricted stock withheld	(12,025)	—	—	(54)	—	—	—	(54)	—	(54)
Stock based compensation expense	—	—	5,156	—	—	—	—	5,156	—	5,156
Exercised stock options	263,477	—	1,300	—	—	—	—	1,300	—	1,300
Warrant issuance	—	—	(19,278)	—	19,278	—	—	—	—	—
Exercise of warrants	3,145	—	31	—	(6)	—	—	25	—	25
Excess tax benefit from share based compensation	—	—	1,027	—	—	—	—	1,027	—	1,027
Comprehensive income										
Net income	—	—	—	—	—	93,342	—	93,342	251	93,593
Change in foreign currency translation	—	—	—	—	—	—	(4,928)	(4,928)	(166)	(5,094)
Gain on derivative instruments, net of tax of \$768	—	—	—	—	—	—	1,426	1,426	—	1,426
Comprehensive income								89,840	85	89,925
Balance at December 31, 2011	67,944,025	\$ 666	\$ 424,479	\$ (25,877)	\$ 27,097	\$ 244,145	\$ (16,017)	\$ 654,493	\$ 639	\$ 655,132

The accompanying notes are an integral part of these consolidated financial statements.

Forum Energy Technologies, Inc. and subsidiaries
Consolidated statements of cash flows
For the years ended December 31, 2009, 2010 and 2011

	2009	2010	2011
	(in thousands of dollars, except share information)		
Cash flows from operating activities			
Net income	\$ 19,491	\$ 24,049	\$ 93,593
Adjustments to reconcile net income to net cash provided by operating activities			
Deferred loan costs written off	—	6,082	—
Contingent consideration	—	—	12,100
Noncash interest expense from mandatorily redeemable preferred stock	1,464	—	—
Impairment of goodwill and other intangible assets	7,009	—	—
Unrealized loss (gain) on interest rate swap	1,001	441	(389)
Share-based compensation expense	3,016	5,136	5,156
Depreciation expense	24,221	21,889	26,245
Amortization of deferred loan costs	1,401	1,784	2,102
Amortization of intangible assets	14,217	11,327	14,530
Provision for doubtful accounts	2,865	955	2,867
Loss (gain) on disposal of fixed assets	67	(182)	(280)
Deferred income taxes	(8,123)	(1,178)	(1,482)
Changes in operating assets and liabilities			
Accounts receivable—trade	38,443	(13,132)	(62,350)
Income taxes receivable	(810)	2,575	—
Inventories	60,428	(5,745)	(90,634)
Prepaid expenses and other current assets	1,338	(297)	(10,477)
Cost and estimated profit in excess of billings	1,420	2,550	(5,210)
Accounts payable, deferred revenue and other accrued liabilities	(61,846)	14,167	56,256
Billings in excess of costs and estimated profits earned	2,149	(4,440)	(2,752)
Net cash provided by operating activities	107,751	65,981	39,275
Cash flows from investing activities			
Capital expenditures for property and equipment	(15,078)	(19,624)	(41,163)
Proceeds from sale of property and equipment	6,089	670	1,062
Capitalized costs related to patents	(200)	(262)	(156)
Acquisition of businesses, net of cash acquired	(1,725)	—	(509,857)
Net cash used in investing activities	(10,914)	(19,216)	(550,114)

The accompanying notes are an integral part of these consolidated financial statements.

Forum Energy Technologies, Inc. and subsidiaries Consolidated statements of cash flows
Years ended December 31, 2009, 2010 and 2011 (continued)

	2009	2010	2011
	(in thousands of dollars, except share information)		
Cash flows from financing activities			
Payment of capital lease obligations	(182)	(627)	(310)
Borrowings due to acquisitions	1,725	—	509,857
Borrowings on long-term debt	6,489	323,916	10,490
Repayment of long-term debt	(102,342)	(407,360)	(61,973)
Deferred financing costs	—	(6,671)	(5,935)
Purchased stock due to the combination	—	(3,327)	—
Purchases of stock	(251)	(25,162)	(54)
Excess tax expense (benefits) from stock based compensation	(47)	38	1,027
Proceeds from stock issuances	76	64,928	57,046
Net cash (used in) provided by financing activities	(94,532)	(54,265)	510,148
Effect of exchange rate changes on cash	4,648	954	891
Net increase (decrease) in cash and cash equivalents	6,953	(6,546)	200
Cash and cash equivalents			
Beginning of year	19,941	26,894	20,348
End of year	\$ 26,894	\$ 20,348	\$ 20,548
Supplemental cash flow disclosures			
Interest paid	\$ 17,817	\$ 14,219	\$ 17,700
Income taxes paid	24,586	25,009	29,127
Noncash investing and financing activities			
Acquisition of equipment via capital lease	\$ 1,424	\$ —	\$ —
Acquisition via contingent consideration and stock	600	—	68,754
Insurance policy financed through notes payable	2,672	3,809	1,717

The accompanying notes are an integral part of these consolidated financial statements.

Forum Energy Technologies, Inc. and subsidiaries

Notes to consolidated financial statements

December 31, 2009, 2010 and 2011

1. Nature of operations and combination

Forum Energy Technologies, Inc. ("FET" or the "Company"), a Delaware corporation, is a global oilfield products company, serving the subsea, drilling, completion, production and process sectors of the oil and natural gas industry. The Company designs and manufactures products, and engages in aftermarket services, parts supply and related services that complement the Company's product offering. The Company is owned by three private equity funds with the same sponsor, certain current and former employees and directors of the Company and former owners of acquired companies.

On August 2, 2010, the Company completed the combination ("Combination") of Forum Oilfield Technologies, Inc. ("FOT"), Triton Group Holdings LLC ("Triton"), Subsea Services International, Inc. ("SSI"), Global Flow Technologies, Inc. ("GFT") and Allied Production Services, Inc. ("Allied") pursuant to which the shareholders of the companies other than FOT exchanged all of their common stock for common stock of FOT. In conjunction with the Combination, FOT changed its name to Forum Energy Technologies, Inc.

The shareholders of each company received the following number of FET shares for each share of the respective companies:

Allied	.4623 shares
Global Flow	.9886 shares
Subsea	.3168 shares
Triton	.3562 shares

Prior to the Combination, the private equity funds controlled a majority of the voting interests in FOT, Triton, SSI, and GFT. The same owner was also in a controlling position with respect to Allied by virtue of its ownership of 46.2% of Allied's issued and outstanding voting stock and its contractual right to fill three of the five directors' seats comprising the full Allied Board. The mergers of the entities into the combined Company are accounted for using reorganization accounting (i.e., "as if" pooling of interest) for entities under common control. Under this method of accounting, the historical financial statements of each entity are included in the combined financial statements from the date on which the majority owner obtained control of the company. These consolidated financial statements include the results of FOT, Triton, SSI, GFT and Allied and all of their subsidiaries.

2. Summary of significant accounting policies

Basis of presentation

The accompanying consolidated financial statements include the accounts of FET and its majority-owned subsidiaries and are prepared in accordance with accounting principles generally accepted in the United States of America ("United States GAAP").

[Table of Contents](#)

Stock Split

On March 28, 2012 the Company effected a 37 for 1 stock split of its outstanding shares of common stock. All applicable share and per-share amounts in the consolidated financial statements and related disclosures have been retroactively adjusted to reflect this stock split.

Principles of consolidation

The consolidated financial statements include the accounts of the Company and its wholly and majority owned subsidiaries after elimination of intercompany balances and transactions. Noncontrolling interest principally represents ownership by others of the equity in our consolidated majority owned South Africa subsidiary.

Reclassifications

Certain reclassifications have been made in prior period financial statements to conform with current period presentation. Reclassifications have no impact on the Company's financial position, results of operations, or cash flows.

Use of estimates

The preparation of financial statements in conformity with United States GAAP requires management to make estimates and assumptions that affect the reported amounts of assets and liabilities and disclosure of contingent assets and liabilities as of the date of the financial statements and the reported amounts of revenues and expenses during the reporting period.

In the preparation of these consolidated financial statements, estimates and assumptions have been made by management including costs to complete contracts, an assessment of percentage of completion of projects, the selection of useful lives of tangible and intangible assets, fair value of reporting units used for goodwill impairment testing, expected future cash flows from long lived assets to support impairment tests, provisions necessary for trade receivables and income tax contingencies. Actual results could differ from these estimates.

The financial reporting of contracts depends on estimates, which are assessed continually during the term of those contracts. Recognized revenues and income are subject to revisions as the contract progresses to completion and changes in estimates are reflected in the period in which the facts that give rise to the revisions become known. Additional information that enhances and refines the estimating process that is obtained after the balance sheet date, but before issuance of the financial statements is reflected in the financial statements.

Cash and cash equivalents

Cash and cash equivalents consist of cash on deposit and high quality, short term money market instruments with an original maturity of three months or less. Cash equivalents are stated at cost plus accrued interest, which approximates fair value.

Accounts receivable-trade

Trade accounts receivables are carried at their estimated collectible amounts. Trade credit is generally extended on a short-term basis; thus receivables do not bear interest, although a finance charge may be applied to amounts past due. The Company maintains an allowance for

[Table of Contents](#)

doubtful accounts for estimated losses that may result from the inability of its customers to make required payments. Such allowances are based upon several factors including but not limited to, credit approval practices, industry and customer historical experience as well as the current and projected financial condition of the specific customer. Accounts receivable outstanding longer than contractual terms are considered past due. The Company writes off accounts receivable to the allowance for doubtful accounts when they become uncollectible. Any payments subsequently received on receivables previously written off are credited to the allowance for doubtful accounts.

The change in amounts of the allowance for doubtful accounts during the three year period ended December 31, 2011 is as follows (in thousands):

Period ended	Item	Balance at beginning of period	Charged to expenses	Deductions or other	Balance at end of period
December 31, 2009	Allowance for doubtful accounts	\$ 3,292	\$ 2,865	\$ (2,306)	\$ 3,851
December 31, 2010	Allowance for doubtful accounts	3,851	955	(681)	4,125
December 31, 2011	Allowance for doubtful accounts	4,125	2,867	(1,197)	5,795

Inventories

Inventory consisting of finished goods and materials and supplies held for resale is carried at the lower of cost or market. For certain subsidiaries, cost, which includes the cost of raw materials and labor for finished goods, is determined on a first-in first-out basis. For other subsidiaries, this cost is determined on an average cost basis. Market means current replacement cost except that (1) market should not exceed net realizable value and (2) market should not be less than net realizable value reduced by an allowance for a normal profit margin. The Company continuously evaluates inventories, based on an analysis of inventory levels, historical sales experience and future sales forecasts, to determine obsolete, slow-moving and excess inventory. Adjustments to reduce such inventory to its estimated recoverable value have been recorded by management.

Property and equipment

Property and equipment are stated at cost less accumulated depreciation. Equipment held under capital leases are stated at the present value of minimum lease payments. Expenditures for property and equipment and for items which substantially increase the useful lives of existing assets are capitalized at cost and depreciated over their estimated useful life utilizing the straight-line method. Routine expenditures for repairs and maintenance are expensed as incurred. Depreciation is computed using the straight-line method based on the estimated useful lives of assets, generally 3 to 19 years. Plant and equipment held under capital leases are amortized straight-line over the shorter of the lease term or estimated useful life of the asset. Gains or losses resulting from the disposition of assets are recognized in income, and the related asset cost and accumulated depreciation are removed from the accounts. Assets acquired in connection with business combinations are recorded at fair value.

[Table of Contents](#)

Rental equipment consists of equipment leased to customers under operating leases. Rental equipment is recorded at cost and depreciated using the straight-line method over the estimated useful lives of three to ten years.

Effective January 1, 2010, we implemented a change in accounting estimate to adjust the useful life of marine electronic survey equipment. This change resulted in an approximately \$3.2 million reduction in the depreciation expense in the year ended December 31, 2010, an increase to net income of \$2.1 million (or \$0.04 per diluted share). We extended the useful lives of these long-lived assets based on our review of their historical service lives, technological improvements in the assets and proven longer useful mechanical and technical lives.

The Company reviews long-lived assets for potential impairment whenever events or changes in circumstances indicate that the carrying amount of a long-lived asset may not be recoverable. In performing the review for impairment, future cash flows expected to result from the use of the asset and its eventual disposal are estimated. If the undiscounted future cash flows are less than the carrying amount of the assets, the asset is impaired. The amount of the impairment is measured as the difference between the carrying value and the estimated fair value of the asset. The fair value is determined either through the use of an external valuation, or by means of an analysis of discounted future cash flows based on expected utilization. The impairment loss recognized represents the excess of the assets carrying value as compared to its estimated fair value. For the years ended December 31, 2009, 2010 and 2011, no impairments were recorded.

To the extent that asset retirement obligations are incurred, the Company records the fair value of an asset retirement obligation as a liability in the period in which the associated legal obligation is incurred. The fair values of these obligations are recorded as liabilities on a discounted basis. The costs associated with these liabilities are capitalized as part of the related assets and depreciated. Over time, the liabilities are accreted for any change in their present value. Asset retirement obligations at December 31, 2010 or 2011 are not significant.

Goodwill and intangible assets

For goodwill and intangible assets with indefinite lives, an assessment for impairment is performed annually or whenever an event indicating impairment may have occurred. The Company completes its annual impairment test for goodwill and other indefinite-lived intangibles using an assessment date of December 31. Goodwill is reviewed for impairment by comparing the carrying value of each reporting unit's net assets (including allocated goodwill) to the fair value of the reporting unit. We have six reporting units. We determine the fair value of our reporting units using a discounted cash flow approach. Determining the fair value of a reporting unit requires judgment and the use of significant estimates and assumptions. Such estimates and assumptions include revenue growth rates, operating margins, weighted average costs of capital and future market conditions, among others. We believe that the estimates and assumptions used in our impairment assessments are reasonable. If the reporting unit's carrying value is greater than its fair value, a second step is performed whereby the implied fair value of goodwill is estimated by allocating the fair value of the reporting unit in a hypothetical purchase price allocation analysis consistent with that described in *ASC 805, Business Combinations*. The Company recognizes a goodwill impairment charge for the amount by which the carrying value of goodwill exceeds its fair value. The impairment test is a fair value test which includes assumptions such as growth and discount rates. Any impairment losses are reflected in operating income. In December 2009, an impairment loss of \$5.5 million was recorded. In December 2010 and 2011, no impairment losses were recorded.

[Table of Contents](#)

Intangible assets with definite lives comprised of customer and distributor relationships, non-compete agreements, and patents are amortized on a straight-line basis over the life of the intangible asset, generally 3 to 17 years. These assets are tested for impairment whenever events or changes in circumstances indicate that their carrying amount may not be recoverable. In 2009, the Company recorded an impairment charge of \$1.5 million, which is classified within impairment of goodwill and other intangible assets on the consolidated statement of income. No impairments to intangible assets were recorded at December 31, 2010 and 2011.

In the third quarter of 2010, we implemented a change in accounting estimate to adjust the useful lives of certain of our customer relationship and distributor relationship intangible assets. This change resulted in an approximate \$2.2 million reduction in the amortization expense in the year ended December 31, 2010, an increase to net income of \$1.4 million (or \$0.03 per diluted share). We extended the useful lives of these intangible assets based on positive changes in customer attrition rates and due to several factors pursuant to the Combination which would further strengthen these relationships.

Recognition of provisions for contingencies

In the ordinary course of business, the Company is subject to various claims, suits and complaints. The Company, in consultation with internal and external advisors, will provide for a contingent loss in the consolidated financial statements if it is probable that a liability has been incurred at the date of the consolidated financial statements and the amount can be reasonably estimated. If it is determined that the reasonable estimate of the loss is a range and that there is no best estimate within the range, provision will be made for the lower amount of the range. Legal costs are expensed as incurred.

An assessment is made of the areas where potential claims may arise under the contract warranty clauses. Where a specific risk is identified and the potential for a claim is assessed as probable and can be reasonably estimated, an appropriate warranty provision is recorded. Warranty provisions are eliminated at the end of the warranty period except where warranty claims are still outstanding. The liability for product warranty is included in other accrued liabilities on the consolidated balance sheet.

Changes in the Company's warranty liability were as follows (in thousands):

Period ended	Item	Balance at beginning of period	Charged to expense	Deductions or other	Balance at end of period
December 31, 2009	Warranty accrual	\$ 7,420	\$ 3,210	\$ (5,149)	\$ 5,481
December 31, 2010	Warranty accrual	5,481	2,281	(1,054)	6,708
December 31, 2011	Warranty accrual	6,708	1,232	(3,026)	4,914

Revenue recognition and deferred revenue

Revenue is recognized when all of the following criteria have been met: (a) persuasive evidence of an arrangement exists, (b) delivery of the equipment has occurred or services have been rendered, (c) the price of the product or service is fixed and determinable and (d) collectability is reasonably assured. Revenue from product sales, including shipping costs, is recognized as title passes to the customer, which generally occurs when items are shipped from the Company's facilities. Revenue from services is recognized when the service is completed to the customer's specifications.

[Table of Contents](#)

Customers are sometimes billed in advance of services performed or products manufactured, and the Company recognizes the associated liability as deferred revenue.

Revenue generated from long-term contracts typically longer than six months in duration are recognized on the percentage-of-completion method of accounting. The Company recognizes revenue and cost of goods sold each period based upon the advancement of the work-in-progress unless the stage of completion is insufficient to enable a reasonably certain forecast of profit to be established. In such cases, no profit is recognized during the period. The percentage-of-completion is calculated based on the ratio of costs incurred to-date to total estimated costs, taking into account the level of completion. The percentage-of-completion method requires management to calculate reasonably dependable estimates of progress toward completion of contract revenues and contract costs. Whenever revisions of estimated contract costs and contract values indicate that the contract costs will exceed estimated revenues, thus creating a loss, a provision for the total estimated loss is recorded in that period.

Primarily related to our remotely operated vehicles product lines, which may take longer to manufacture, accounting estimates during the course of multi-year projects may change. The effect of such a change, which can be upward as well as downward, is accounted for in the period of change and the cumulative income recognized to date is adjusted to reflect the latest estimates. These revisions to estimates are accounted for on a prospective basis.

On a contract by contract basis, cost and profit in excess of billings represents the cumulative revenue recognized less the cumulative billings to the customer. Billings in excess of costs and profits represents the cumulative billings to the customer less the cumulative revenue recognized.

Revenue from the rental of equipment or providing of services is recognized over the period when the asset is rented or services are rendered and collectability is reasonably assured. Rates for asset rental and service provision are priced on a per day, per man hour, or similar basis.

Concentration of credit risk

Financial instruments which potentially subject the Company to credit risk include trade accounts receivable. Trade accounts receivable consist of uncollateralized receivables from domestic and internationally based customers. For the years ended December 31, 2009, 2010 and 2011, no one customer accounted for 10% or more of the total revenue or 10% or more of the total account receivable balance at the end of the respective period.

Share-based compensation

The Company accounts for awards of share-based compensation under the proper accounting guidance. This guidance and the related interpretations require companies to measure all employee share-based compensation awards at fair value on the date they are granted to employees and recognize compensation cost in their financial statements over the requisite service period. The Company has stock-based compensation plans for its employees, directors, and consultants of the Company and its subsidiaries. Compensation expense is recorded for restricted stock over the applicable vesting period based on the fair value of the stock on the date of grant. Options are issued with an exercise price equal to the fair value of the stock on the date of grant. Compensation expense is recorded for the fair value of the stock options, and is recognized over the period of the underlying security's vesting schedule. Consideration paid on the exercise of stock options is credited to share capital and additional paid-in capital.

[Table of Contents](#)

Fair value of the share-based compensation was measured by use of the Black-Scholes model for most of the outstanding options and a Binomial model for certain legacy share-based compensation instruments issued by Triton. The following sections address the assumptions used related to the Black-Scholes pricing model.

Expected life

The expected term of stock options represents the period the stock options are expected to remain outstanding and is based on the simplified method which is the weighted average vesting term plus the original contractual term divided by two.

Expected volatility

Expected volatility measures the amount that a stock price has fluctuated or is expected to fluctuate during a period. Since the Company's stock is not publicly traded, the Company determines volatility based on an analysis of comparable companies.

Dividend yield

The Company has never declared or paid any cash dividends and does not plan to pay cash dividends in the foreseeable future. Therefore, a zero expected dividend yield was used in the valuation model.

Risk-free interest rate

The risk-free interest rate is based on United States Treasury zero-coupon issues with remaining terms similar to the expected term on the options.

Forfeitures

The applicable accounting guidance also requires the Company to estimate forfeitures at the time of grant, and revise those estimates in subsequent periods if actual forfeitures differ from those estimates. The Company uses historical data to estimate pre-vesting option forfeitures and record stock-based compensation expense only for those awards that are expected to vest. If the Company's actual forfeiture rate is materially different from its estimate, the stock-based compensation expense could be different from what the Company has recorded in the current period.

Fair value of common stock

The value of the Company's stock at the time of each option grant used to establish the strike price, and the value applied in each acquisition transaction, was estimated by management, and approved by the Company's Board of Directors, in accordance with an internal valuation model. These valuation models are based upon an average of cash flow and book value multiples of comparable companies. The comparable companies selected reflect the market's view on key sector, geographic, and product type exposure that are similar to those that impact the Company's business. The value is further subject to judgmental factors such as prevailing market conditions, changes in oilfield service indices and the overall outlook for the Company and its products in general.

[Table of Contents](#)

Income taxes

The Company follows the liability method of accounting for income taxes. Under this method, deferred income tax assets and liabilities are determined based upon temporary differences between the carrying amounts and tax bases of the Company's assets and liabilities at the balance sheet date, and are measured using enacted tax rates and laws that will be in effect when the differences are expected to reverse. The effect on deferred tax assets and liabilities of a change in the tax rates is recognized in income in the period in which the change occurs. The Company records a valuation reserve in each reporting period when management believes that it is more likely than not that any deferred tax asset created will not be realized.

The accounting guidance for income taxes requires that the Company recognize the financial statement benefit of a tax position only after determining that the relevant tax authority would more likely than not sustain the position following an audit. If a tax position meets the "more likely than not" recognition criteria, the accounting guidance requires the tax position be measured at the largest amount of benefit greater than 50% likely of being realized upon ultimate settlement.

Earnings per share

Basic earnings per share for all periods presented equals net income divided by the weighted average number of the shares of the Company's common stock outstanding during the period. Diluted earnings per share is computed by dividing net income by the weighted average number of shares of the Company's common stock outstanding during the period as adjusted for the dilutive effect of the Company's stock options, restricted share plans and warrants.

The exercise price of each option is based on the fair value of the Company's stock at the date of grant. The diluted earnings per share calculation excludes 962 thousand stock options for the year ended December 31, 2009, 16,280 thousand stock options and warrants for the year ended December 31, 2010 and excludes 444 thousand stock options and warrants for the year ended December 31, 2011, because higher fair values at the time of grant resulted in these options' exercise prices being greater than the average market price over the entire year in the respective periods.

The following is a reconciliation of the number of shares used for the basic and diluted earnings per share computations:

	December 31,		
	2009	2010	2011
			(shares in thousands)
Basic weighted average shares outstanding	48,248	53,798	63,270
Dilutive effect of stock option and restricted share plan	666	518	4,218
Diluted weighted average shares outstanding	48,914	54,316	67,488

Non-U.S. local currency translation

The Company operates globally and its primary functional currency is the U.S. dollar (\$). The majority of the Company's non-U.S. subsidiaries have designated the local currency as their functional currency. Financial statements of these foreign operations are translated into U.S. dollars using the current rate method whereby assets and liabilities are translated at the balance sheet rate and income and expenses are translated into U.S. dollars at the average exchange

[Table of Contents](#)

rates in effect during the period. The resultant translation adjustments are reported as a component of accumulated other comprehensive income within stockholders' equity.

Hedging and use of derivative instruments

The Company utilizes interest rate swap and collar agreements to hedge the exposure to variable cash flows on a portion of its floating rate debt (i.e., cash flow hedges). The instruments are not used for trading or speculative purposes. The Company records these interest rate derivative instruments on the consolidated balance sheet as either derivative assets or derivative liabilities as applicable.

Certain derivative instruments qualify for hedge accounting as they reduce the interest rate risk of the underlying hedged item and were formally designated as cash flow hedges at inception. These derivative instruments result in financial impacts that are inversely correlated to those of the items being hedged. Since the terms of the hedged item and the instruments substantially coincide, the hedge is expected to offset changes in expected cash flows due to fluctuations in the variable rate and, therefore, the Company currently does not expect any ineffectiveness. Changes in the fair value of the instruments designated as cash flow hedges are deferred in accumulated other comprehensive income, net of tax, to the extent the contracts are effective as hedges, until settlement of the underlying hedged transaction. If the necessary correlation ceases to exist or if physical delivery of the hedged item becomes improbable, the Company would discontinue hedge accounting and apply mark-to-market accounting with any changes in the fair values of the derivative instruments then recognized in earnings. Amounts paid or received from interest rate derivative instruments are charged or credited to interest expense and matched with the cash flows and interest expense of the debt being hedged, resulting in an adjustment to the effective interest rate.

The Company adjusts the balance of these derivative instruments to fair value on a recurring basis. The Company's fair value measurements are based on projected future interest rates as provided by the counterparties to the interest rate swap agreements and the fixed rates that the Company is obligated to pay under these agreements. The Company determines the value of derivative financial instruments using composite quotes obtained from market pricing services or, in certain cases, active-market quotes obtained from financial institutions. The established fair value hierarchy divides fair value measurement into three broad levels: Level 1 inputs are quoted prices (unadjusted) in active markets for identical assets or liabilities that the reporting entity has the ability to access at the measurement date; Level 2 inputs are inputs other than quoted prices included within Level 1 that are observable for the assets or liability, either directly or indirectly; and Level 3 inputs are unobservable inputs for the asset or liability which reflect the best judgment of the Company. The Company's measurements fall in Level 3.

Certain derivative instruments do not qualify for hedge accounting. These derivatives are also recorded at fair value, with the changes in fair value being recorded into earnings.

Fair value of financial instruments

The carrying amounts for financial instruments classified as current assets and current liabilities approximate fair value, due to the short maturity of such instruments. The book values of other financial instruments, such as the Company's long-term debt, approximates fair value because interest rates charged are similar to other financial instruments with similar terms and maturities.

[Table of Contents](#)

Noncontrolling interest

Noncontrolling interests are classified as equity in the consolidated balance sheets. Net earnings include the net earnings for both controlling and noncontrolling interests, with disclosure of both amounts on the consolidated statements of earnings.

Fair value measurements

The Company has adopted the authoritative guidance for fair value measurements as they relate to nonfinancial assets and liabilities that are measured at fair value on a nonrecurring basis. The guidance defines fair value, establishes a framework for measuring fair value when an entity is required to use a fair value measure for recognition or disclosure purposes and expands the disclosures about fair value measures. The adoption did not have a material impact on the Company's financial statements. The Company previously adopted the guidance as it relates to financial assets and liabilities that are measured at fair value and for nonfinancial assets and liabilities that are measured at fair value on a recurring basis.

Recent accounting pronouncements

In May 2011, the Financial Accounting Standards Board ("FASB") expanded the fair value measurements and disclosures guidance about items marked to fair value that are categorized within Level 3 of the fair value hierarchy to include qualitative explanations of the valuation methodology used and sensitivity analysis of the inputs into the valuation. The amendment also requires that items that are not measured at fair value, but for which the fair value is disclosed, also disclose the level in the fair value hierarchy in which those items were categorized. This pronouncement is effective for the Company for the fiscal year beginning January 1, 2012. The adoption of this pronouncement will not have a material effect on the Company's consolidated financial statements.

In June 2011, the FASB issued an update to Accounting Standards Codification Topic 220, "Presentation of Comprehensive Income" ("ASC Topic 220"). This update provides that an entity that reports items of other comprehensive income has the option to present comprehensive income in either 1) a single statement that presents the components of net income and total net income, the components of other comprehensive income and total other comprehensive income, and a total for comprehensive income; or 2) a two-statement approach which presents the components of net income and total net income in a first statement, immediately followed by a financial statement that presents the components of other comprehensive income, a total for other comprehensive income, and a total for comprehensive income. The option in current GAAP that permits the presentation of other comprehensive income in the statement of changes in equity was eliminated. The guidance will be applied retrospectively and is effective for the Company for annual periods beginning on January 1, 2012. Early adoption is permitted. The adoption of this guidance will not have a material impact on the Company's financial statements.

In September 2011, the FASB amended the Intangibles - Goodwill and Other Topic of the ASC that allows an entity to make a qualitative assessment to determine whether further impairment testing on goodwill is necessary. If, after assessing the relevant information, an entity determines it is more likely than not that the fair value is more than the carrying amount, the quantitative impairment test is not required. If an entity determines it is more likely than not that the fair value is less than the carrying amount, then the quantitative impairment test is required. This pronouncement is effective for annual and interim goodwill impairment tests performed for

[Table of Contents](#)

fiscal years beginning after December 15, 2011. The Company will adopt this pronouncement for the fiscal year beginning January 1, 2012 and does not expect this pronouncement to have a material effect on its consolidated financial statements.

3. Acquisitions

The Company completed eight acquisitions during fiscal year 2011. The following summarizes the six largest acquisitions.

Wood Flowline Products, LLC

In February 2011, the Company purchased Wood Flowline Products, LLC ("WFP"). WFP manufactures pressure control and flow equipment products that are principally used in the fracturing and well stimulation process. WFP also provides on-site recertification and refurbishment services of the associated flow equipment products. This acquisition provides the Company new exposure to the growing well completions sector, specifically focused on the development of North American unconventional shale and tight sands resources. The results of WFP's operations have been included in the Company's consolidated financial statements beginning February 1, 2011 and are included in the Company's Production and Infrastructure segment. The Company incurred acquisition related fees and expenses of \$0.4 million. WFP recorded revenue and net income of \$57.5 million and \$12.4 million, respectively, from the time of acquisition through December 31, 2011. The total purchase consideration of \$58.0 million included: (1) cash of \$32.7 million, (2) 1,295,000 shares of common stock of the Company valued at \$9.19 per share based on an internal valuation and (3) two separate contingent consideration payments which may be payable in cash and/or shares of Company stock based upon WFP's 2011 and 2012 calendar year earnings as defined in the purchase and sale agreement. The fair value of the contingent consideration was estimated to be \$13.4 million based on an internal valuation of the earnings level that the acquired company is expected to achieve. The total consideration has been allocated on a preliminary basis to the assets acquired and liabilities assumed, including identifiable intangible assets, based on their respective fair values as of the acquisition date. The fair value of the contingent consideration payment was remeasured as of December 31, 2011 at \$22.1 million and is included in "Contingent consideration liability" in the consolidated balance sheet. The change in fair value of \$8.7 million is included in "Contingent consideration" in the consolidated statements of operations.

The following table summarizes the preliminary fair values of the assets acquired and the liabilities assumed as of the acquisition date (in thousands):

Current assets, net of cash acquired	\$	12,733
Property and equipment		3,239
Intangible assets (primarily customer relationships)		16,800
Tax deductible goodwill		29,893
Current liabilities		(4,654)
Net assets acquired	\$	58,011

Phoinix Global LLC

In April 2011, the Company purchased Phoinix Global LLC ("Phoinix"), a provider of high pressure flow control equipment and products utilized in the well stimulation and flow back processes of oil and gas well completion based in Alice, Texas. This acquisition adds to the Company's

[Table of Contents](#)

flow equipment products capabilities through a product offering that includes fluid-ends for hydraulic fracturing pressure pumps, plug valves, relief valves, chokes, manifolds, manifold trailers and flow equipment transport trucks. The results of the Phoinix operations have been included in the Company's consolidated financial statements beginning May 1, 2011 and are included in the Company's Production and Infrastructure segment. The Company incurred acquisition related fees and expenses of \$0.3 million. Phoinix recorded revenue and net income of \$58.5 million and \$10.1 million, respectively, from the time of acquisition through December 31, 2011. The total purchase consideration of \$47.9 million included: (1) cash of \$23.6 million, (2) 749,324 shares of common stock of the Company valued at \$10.68 per share based on an internal valuation and (3) two separate contingent consideration payments which may be payable in cash based upon Phoinix's 2011 and 2012 calendar year earnings as defined in the purchase and sale agreement. The fair value of the contingent consideration was estimated to be \$16.3 million based on an internal valuation of the earnings level that the acquired company is expected to achieve. The total consideration has been allocated on a preliminary basis to the assets acquired and liabilities assumed, including identifiable intangible assets, based on their respective fair values as of the acquisition date. The fair value of the contingent consideration payment was remeasured as of December 31, 2011 at \$19.7 million and is included in "Contingent consideration liability" in the consolidated balance sheet. The change in fair value of \$3.4 million is included in "Contingent consideration" in the consolidated statements of operations.

The following table summarizes the preliminary fair values of the assets acquired and the liabilities assumed as of the acquisition date (in thousands):

Current assets, net of cash acquired	\$	11,686
Property and equipment		1,350
Intangible assets (primarily customer relationships)		17,200
Tax-deductible goodwill		25,002
Current liabilities		(7,322)
Net assets acquired	\$	47,916

Cannon Services

In July 2011, the Company acquired Cannon Services ("Cannon"), based in Stafford, Texas. Cannon is a provider of standard and customized clamp and stamped metal protection systems used to shield the downhole control lines and gauges during their installation and provide protection during production enhancement operations. This acquisition, along with the acquisition of Davis-Lynch, formed the new product platform targeting niche downhole products that are consumed during the well construction, completion, intervention and production enhancement processes, as well as those associated with the growth in intelligent well construction. The results of Cannon's operations have been included in the Company's consolidated financial statements beginning July 1, 2011 and are included in the Company's Drilling and Subsea segment. The Company incurred acquisition related fees and expenses of \$0.4 million. Cannon recorded revenues and net income of \$15.3 million and \$3.2 million, respectively from the time of acquisition through December 31, 2011. The total purchase consideration of \$58.3 million included: (1) \$47.6 million of cash and (2) 774,928 shares of common stock valued at \$13.86 per share based on an internal valuation.

[Table of Contents](#)

The following table summarizes the preliminary fair values of the assets acquired and the liabilities assumed as of the acquisition date (in thousands):

Current assets, net of cash acquired	\$	10,500
Property and equipment		4,326
Intangible assets (primarily customer relationships)		18,800
Tax-deductible goodwill		26,880
Current liabilities		(2,166)
Net assets acquired	\$	58,340

AMC Global Group, Ltd.

In July 2011, the Company acquired AMC Global Group, Ltd. ("AMC"), based in Aberdeen, Scotland. AMC designs and manufactures specialized torque equipment for tubular connections, including high torque stroking units, fully rotational torque units and portable torque units for field deployment and related control systems, and provides aftermarket service. This acquisition enhanced the product offerings in our drilling products line. The results of AMC's operations have been included in the Company's consolidated financial statements beginning July 1, 2011 and are included in the Company's Drilling and Subsea segment. The Company incurred acquisition related fees and expenses of \$0.5 million. AMC recorded revenues and net income of \$10.6 million and \$1.7 million, respectively from the time of acquisition through December 31, 2011. The total purchase consideration of \$54.8 million included: (1) \$46.5 million of cash and (2) 599,400 shares of common stock valued at \$13.86 per share based on an internal valuation.

The following table summarizes the preliminary fair values of the assets acquired and the liabilities assumed as of the acquisition date (in thousands):

Current assets, net of cash acquired	\$	15,674
Property and equipment		363
Intangible assets (primarily customer relationships)		15,240
Non-tax-deductible goodwill		31,575
Current liabilities		(4,109)
Deferred tax liabilities		(3,963)
Net assets acquired	\$	54,780

P-Quip, Ltd.

In July 2011, the Company acquired P-Quip, Ltd. ("P-Quip"), based in Kilbirnie, Scotland. P-Quip manufactures proprietary mud pump fluid end assemblies, mud pump rod systems, liner retention systems, valve cover retention systems and other drilling flow control products. This acquisition enhanced the product offerings in our drilling products line. The results of P-Quip's operations have been included in the Company's consolidated financial statements beginning July 5, 2011 and are included in the Company's Drilling and Subsea segment. The Company incurred acquisition related fees and expenses of \$0.4 million. P-Quip recorded revenues and net income of \$11.7 million and \$3.7 million, respectively from the time of acquisition through December 31, 2011. The total purchase consideration included \$33.5 million of cash.

[Table of Contents](#)

The following table summarizes the preliminary fair values of the assets acquired and the liabilities assumed as of the acquisition date (in thousands):

Current assets, net of cash acquired	\$	11,932
Property and equipment		114
Intangible assets (primarily customer relationships)		12,032
Non-tax-deductible goodwill		16,162
Current liabilities		(3,618)
Deferred tax liabilities		(3,128)
Net assets acquired	\$	33,494

Davis-Lynch LLC

In July 2011, the Company acquired Davis-Lynch LLC ("Davis-Lynch"), based in Pearland, Texas. Davis-Lynch is a provider of proprietary, downhole cementing and casing products. This acquisition along with the acquisition of Cannon Services, formed the new product platform targeting niche downhole products that are consumed during the well construction, completion, intervention and production enhancement processes, as well as those associated with the growth in intelligent well construction. The results of Davis-Lynch's operations have been included in the Company's consolidated financial statements beginning August 1, 2011 and are included in the Company's Drilling and Subsea segment. The Company incurred acquisition related fees and expenses of \$0.9 million. Davis-Lynch recorded revenues and net income of \$51.5 million and \$11.4 million, respectively from the time of acquisition through December 30, 2011. The total purchase consideration included \$317.6 million of cash.

The following table summarizes the preliminary fair values of the assets acquired and the liabilities assumed as of the acquisition date (in thousands):

Current assets, net of cash acquired	\$	52,917
Property and equipment		9,480
Intangible assets (primarily customer relationships)		93,000
Tax-deductible goodwill		170,047
Current liabilities		(7,861)
Net assets acquired	\$	317,583

The following table provides pro forma information related to all acquisitions in the aggregate (in thousands, except per share data):

		Year ended December 31, 2010		Year ended December 31, 2011
Revenue	\$	955,449	\$	1,245,745
Net income attributable to common stockholders		46,749		113,915
Basic earnings per share		0.82		1.71
Diluted earnings per share		0.81		1.61

The pro forma information for the years ended December 31, 2010 and 2011 assumes the acquisitions listed above occurred as of January 1, 2010.

[Table of Contents](#)

The combined results of operations of the acquired businesses have been adjusted to reflect additional depreciation of fixed assets and amortization of intangible assets subject to amortization. Pro forma interest expense was calculated on notes payable and draws on the Company's available line of credit at a rate of 4.7%, as if the businesses were acquired at the beginning of the period.

Although the Company believes the accounting policies and procedures used to prepare the pro forma schedules are reasonable, these pro forma results do not purport to be indicative of the actual results which would have been achieved had the acquisition been consummated on January 1, 2010. The amounts shown are not intended to be a projection of future results.

4. Inventories

The significant components of inventory are as follows:

	December 31,	
	2010	2011
	(in thousands)	
Raw materials and parts	\$ 63,234	\$ 102,301
Work in process	19,534	50,341
Finished goods	101,115	184,331
	183,883	336,973
Inventory reserve	(10,106)	(12,335)
Inventories, net	\$ 173,777	\$ 324,638

The change in the amounts of the inventory reserve during the three year period ended December 31, 2011 is as follows (in thousands):

Period ended	Item	Balance at beginning of period	Charged to expenses	Deductions or other	Balance at end of period
December 31, 2009	Reserve for inventory obsolescence	\$ 7,722	\$ 4,821	\$ (3,608)	\$ 8,935
December 31, 2010	Reserve for inventory obsolescence	8,935	1,244	(73)	10,106
December 31, 2011	Reserve for inventory obsolescence	10,106	5,805	(3,576)	12,335

[Table of Contents](#)

5. Property and equipment

Property and equipment consists of the following as of December 31:

	Estimated useful lives (in years)	2010	2011
			(in thousands)
Land		\$ 2,026	\$ 2,064
Buildings and leasehold improvements	7-20	23,848	39,092
Computer equipment	3-5	9,433	12,484
Machinery and equipment	5-10	66,640	78,146
Furniture and fixtures	3-10	2,215	9,819
Vehicles	3-5	6,304	9,103
Construction in progress		853	6,550
		111,319	157,258
Less: Accumulated depreciation		(55,746)	(67,379)
Property and equipment, net		55,573	89,879
Rental equipment		57,962	95,707
Less: Accumulated depreciation		(22,903)	(60,746)
Rental equipment, net		35,059	34,961
Total property and equipment, net		\$ 90,632	\$ 124,840

6. Goodwill and intangible assets

Goodwill

The changes in the amount of goodwill from January 1, 2010 to December 31, 2011, are as follows:

	Drilling and Subsea		Production and Infrastructure		Total	
	2010	2011	2010	2011	2010	2011
	(in thousands)					
Goodwill Balance at January 1, net	\$ 281,647	\$ 275,528	\$ 18,929	\$ 18,853	\$ 300,576	\$ 294,381
Acquisition	—	249,140	—	59,102	—	308,242
Impact of non-United States local currency translation	(6,119)	(1,649)	(76)	(147)	(6,195)	(1,796)
Goodwill Balance at December 31, net	\$ 275,528	\$ 523,019	\$ 18,853	\$ 77,808	\$ 294,381	\$ 600,827

The Company performs its annual impairment tests of goodwill as of December 31. For the year ended December 31, 2009, the Company recognized a goodwill impairment loss of \$5.5 million relating to certain Triton subsidiaries primarily due to the change in market conditions and declining operating results. There was no impairment of goodwill during the years ended December 31, 2010 and 2011. The fair values were determined using the net present value of the expected future cash flows for each reporting unit. Accumulated impairment losses on goodwill were \$40.0 million as of December 31, 2010 and 2011, respectively.

[Table of Contents](#)

Intangible assets

At December 31, 2010 and 2011, intangible assets consist of the following, respectively:

				December 31, 2010
	Gross carrying amount	Accumulated amortization	Net amortizable intangibles	Amortization period (in years)
				(In thousands)
Customer relationships	\$ 70,837	\$ (26,907)	\$ 43,930	4-15
Patents and technology	5,764	(1,626)	4,138	5-17
Non-compete agreements	4,047	(3,598)	449	3-6
Trade names	15,312	(3,865)	11,447	10-15
Contracts	260	(260)	—	<1
Distributor relationships	22,160	(7,486)	14,674	8-15
Trademark	5,521	—	5,521	Indefinite
	\$ 123,901	\$ (43,742)	\$ 80,159	

				December 31, 2011
	Gross carrying amount	Accumulated amortization	Net amortizable intangibles	Amortization period (in years)
				(In thousands)
Customer relationships	\$ 211,933	\$ (36,160)	\$ 175,773	4-15
Patents and technology	19,172	(2,676)	16,496	5-17
Non-compete agreements	5,234	(4,108)	1,126	3-6
Trade names	35,076	(6,088)	28,988	10-15
Contracts	260	(260)	—	<1
Distributor relationships	22,160	(8,750)	13,410	8-15
Trademark	5,521	—	5,521	Indefinite
	\$ 299,356	\$ (58,042)	\$ 241,314	

Amortization expense was \$14.2 million, \$11.3 million and \$14.5 million for the years ended December 31, 2009, 2010 and 2011, respectively. The total weighted average amortization period is 14 years and the estimated amortization expense for the next five years is as follows (in thousands):

Year ending December 31,	
2012	\$ 20,328
2013	20,045
2014	19,222
2015	18,954
2016	18,878

In 2009, the Company concluded that the fair value of its trademarks was less than the carrying values and the assets were impaired. Accordingly, the Company recorded impairment charges of \$1.5 million in the year ended December 31, 2009. Accumulated impairment losses on the trademark were \$1.7 million as of December 31, 2010 and 2011.

[Table of Contents](#)

7. Debt and mandatorily redeemable preferred stock

Notes payable and lines of credit as of December 31, 2010 and 2011 consist of the following:

	2010	2011
		(in thousands)
Senior secured revolving credit facility	\$ 204,000	\$ 363,694
Term loan	—	300,000
Other debt	3,924	1,861
Total debt	207,924	665,555
Less: current maturities	(3,209)	(5,176)
Long-term debt	\$ 204,715	\$ 660,379

In conjunction with the Combination, FET entered into a senior secured credit facility with several financial institutions. The credit facility provided for a \$450 million revolving credit facility, including up to \$75 million of letters of credit and up to \$25 million in swingline loans, and was to mature in August 2014. In addition, the Company had the ability to increase the commitments under this facility by up to \$150 million. Effective October 4, 2011, the Company amended our senior secured credit facility to, among other things, increase the commitment to \$900 million, which included a \$300 million term loan, and to extend the facility's maturity to October 2016.

Interest is payable every 30, 60 or 90 days based on interest rate elections. Amounts outstanding are collateralized by substantially all of FET's assets. Weighted average interest rates (without the effect of hedging) at December 31, 2010 and 2011 were 3.0% and 2.78%. The credit facility allows management to elect how interest will be computed which may be determined by reference to the London interbank offered rate, or LIBOR, plus an applicable margin between 2.0% and 3.75% per annum or a base rate plus an applicable margin between 0.5% and 2.25% per annum (with the applicable margin depending upon FET's ratio of total funded debt to EBITDA).

This credit facility contains covenants which require FET to maintain certain financial ratios. These covenants are as follows:

- Total funded debt to EBITDA (as defined in the credit facility) of not more than 3.75 to 1.0 for periods ending through December 31, 2012, 3.50 to 1.0 for periods ending from January 1, 2013 through December 31, 2013, 3.25 to 1.0 for periods ending from January 1, 2014 through December 31, 2014 and 3.00 to 1.0 for periods ending thereafter; and
- EBITDA to interest expense ratio (as defined in the credit facility) of not less than 3.0 to 1.0.

Availability under the credit facility, considering the covenants discussed above, was approximately \$230 million at December 31, 2011. The Company is in compliance with the aforementioned financial covenants at December 31, 2011.

Other debt

Other debt consists primarily of upfront annual insurance premiums that have been financed and capital lease obligations.

[Table of Contents](#)

Debt issue costs

In conjunction with entering into the new senior secured facility, the Company incurred approximately \$12.1 million in loan costs that have been capitalized and are amortized to interest expense over the term of the facility. As a result, approximately \$1.8 million and \$2.1 million were amortized to interest expense for the years ended December 31, 2010 and 2011, respectively. Due to the payment of the debt and replacement of the facilities held by certain combining entities, the related debt issue costs of \$6.1 million that had been previously capitalized were fully written off in August 2010.

Future payments

Future principal payments under long-term debt, by year, are as follows (in thousands):

Year ending December 31,		
2012	\$	5,176
2013		18,869
2014		30,059
2015		33,767
2016		577,684
Thereafter		—
	\$	665,555

8. Income taxes

The components of the Company's income before tax for the years ended December 31, 2009, 2010 and 2011 are as follows:

	2009		2010		2011	
					(in thousands)	
U.S.	\$	18,026	\$	24,162	\$	88,968
Non-U.S.		13,818		20,184		51,735
Income from continuing operations before taxes	\$	31,844	\$	44,346	\$	140,703

The Company's provision (benefit) for income taxes from continuing operations for the years ended December 31, 2009, 2010 and 2011 are as follows:

	2009		2010		2011	
	(in thousands)					
Current						
U.S. Federal and state	\$	4,334	\$	13,869	\$	34,351
Non-U.S.		8,111		7,606		14,241
Total Current		12,445		21,475		48,592
Deferred						
U.S. Federal and state		(2,241)		132		386
Non-U.S.		807		(1,310)		(1,868)
Total Deferred		(1,434)		(1,178)		(1,482)
Provision for income tax expense	\$	11,011	\$	20,297	\$	47,110

[Table of Contents](#)

The reconciliation between the actual provision for income taxes from continuing operations and that computed by applying the U.S. statutory rate to income from continuing operations before income tax and noncontrolling interests are outlined below.

	2009		2010		2011	
					(In thousands)	
Income tax expense at the statutory rate	\$ 11,145	35.0%	\$ 15,521	35.0%	\$ 49,246	35.0%
Surtax exemption	(97)	(0.3)%	—	—	—	—
State taxes, net of federal tax benefit	423	1.3%	1,172	2.6%	3,193	2.3%
Non-U.S. operations	(2,003)	(6.3)%	(1,273)	(2.9)%	(4,495)	(3.2)%
Nondeductible expenses	797	2.5%	3,936	8.9%	758	0.5%
Domestic incentives	(446)	(1.4)%	(1,107)	(2.5)%	(1,179)	(0.8)%
Prior year federal, non-U.S. and state tax	2,048	6.4%	1,431	3.2%	(169)	(0.1)%
Other	(856)	(2.7)%	617	1.4%	(244)	(0.2)%
	\$ 11,011	34.5%	\$ 20,297	45.7%	\$ 47,110	33.5%

The primary components of deferred taxes include:

	2010	2011
	(in thousands)	
Deferred Tax Assets		
Reserves and accruals	\$ 4,788	\$ 8,347
Inventory	5,091	9,905
Stock awards	2,668	3,118
Interest rate swaps	1,442	621
Non-U.S. tax credit carryforwards	3,541	3,081
NOL and other tax credit carryforwards	1,579	1,332
Other	19	—
Total deferred tax assets	19,128	26,404
Deferred Tax Liabilities		
Property and equipment	(4,235)	(10,077)
Goodwill and intangible assets	(23,487)	(30,519)
Unremitted non-U.S. earnings	(740)	(740)
Prepaid expenses and other	(2,419)	(1,535)
Total deferred tax liabilities	(30,881)	(42,871)
Net deferred tax liabilities	\$ (11,753)	\$ (16,467)

[Table of Contents](#)

At December 31, 2011 the Company had \$3.6 million of U.S. net operating loss carryforwards that expire in 2027. The Company also had \$0.5 million of non-U.S. net operating loss carryforwards with indefinite expiration dates. All of the U.S. net operating losses relate to companies acquired by the Company. Use of these losses are subject to limitations under Section 382 of the Internal Revenue Code. The Company anticipates being able to fully utilize the losses prior to their expiration.

At December 31, 2011, the Company had \$3.1 million of foreign tax credit carryforwards that are expected to be utilized in the carryforward period.

Goodwill from certain acquisitions is tax deductible due to the acquisition structure as an asset purchase or due to tax elections made by the Company and the respective sellers at the time of acquisition.

The Company is required to evaluate whether it is more likely than not that deferred tax assets will be realized. The Company believes that it is more likely than not that deferred tax assets at December 31, 2010 and 2011 will be utilized to offset future taxable income and the reversal of taxable temporary differences. Consequently, no valuation allowance has been recorded in the financial statements.

The Company is required to evaluate the need to provide U.S. income taxes on the undistributed earnings of non-U.S. subsidiaries. Taxes are provided as necessary with respect to non-U.S. earnings that are not permanently reinvested. For all other non-U.S. earnings, no U.S. taxes are provided because such earnings are intended to be reinvested indefinitely to finance non-U.S. activities.

As a result of the Combination in August 2010, the Company filed pre-acquisition tax returns for all of the parties to the Combination except FOT. The Company filed a 2010 consolidated tax return which included the full year earnings of FOT and the post-combination earnings of the other companies. The Company also files income tax returns in various states and non-U.S. jurisdictions. With few exceptions, the Company is no longer subject to income tax examination by tax authorities in these jurisdictions prior to 2007.

The Company accounts for uncertain tax positions in accordance with guidance in FASB ASC 740 which prescribes the minimum recognition threshold a tax position taken or expected to be taken in a tax return is required to meet before being recognized in the financial statements. A reconciliation of the beginning and ending amount of uncertain tax positions is as follows:

		(In thousands)
Balance at January 1, 2011	\$	2,095
Additional based on tax positions related to prior years		—
Reduction based on tax positions related to prior years		—
Balance at December 31, 2011	\$	2,095

The total amount of uncertain tax positions that, if recognized, would affect the Company's effective tax rate was approximately \$1.7 million as of December 31, 2011. The difference between this amount and the amount reflected in the tabular reconciliation above relates primarily to deferred U.S. federal and non-U.S. income tax benefits on uncertain tax positions related to U.S. federal and non-U.S. income taxes. The Company does not anticipate any significant changes to the unrecognized tax benefits within the next twelve months.

[Table of Contents](#)

The Company recognizes interest and penalties related to uncertain tax positions within the provision for income taxes in the consolidated statement of income. As of December 31, 2010 and 2011, we had accrued approximately \$0.1 million, in interest and penalties. During the years ended December 31, 2010 and 2011, we recognized no change in the interest and penalties related to uncertain tax positions.

As of December 31, 2011, the uncertain tax positions and accrued interest and penalties were not expected to be settled within one year and therefore are classified with other long-term liabilities. There were no increases or decreases to the balance in 2011.

9. Derivatives

During the year ended December 31, 2011, the Company had interest rate swap agreements to convert variable interest payments related to \$34 million of floating rate debt to fixed interest payments. These swaps expired in March and November 2011. During the year ended December 31, 2011, the Company also had an interest rate collar arrangement to reduce the variability in interest payments related to \$20 million in floating rate debt. This interest rate collar instrument expired in November 2011. These instruments were designated as cash flow hedging instruments and changes in their fair values were recognized in accumulated other comprehensive income or loss. The Company's consolidated balance sheets at December 31, 2010 and 2011 included a derivative liability of approximately \$2.2 million and zero, respectively.

Certain derivative instruments were not designated for hedge accounting at inception. These derivatives are also recorded at fair value, which is measured using the market approach valuation technique. These interest rate swap agreements were entered into to hedge interest rate risk exposure. At December 31, 2010, the fair value of the swap agreements was recorded as a long-term liability of \$2.2 million. At December 31, 2011, the fair value of the swap agreements was recorded as a current and long-term liability of \$0.2 million and \$1.6 million, respectively. Related to these swaps, the Company recorded \$0.4 million as interest income and \$0.4 million of interest expense in the years ended December 31, 2010 and 2011, respectively.

Our financial assets and liabilities are measured at fair value on a recurring basis. There were no outstanding financial assets as of December 31, 2010 and 2011. The following fair value hierarchy table presents information about the Company's financial liabilities measured at fair value on a recurring basis as of December 31, 2010 and 2011:

	Quoted prices in active markets for identical assets (Level 1)		Significant other observable inputs (Level 2)		Significant unobservable inputs (Level 3)		Balance as of December 31, 2010 (in thousands)
Liabilities							
Interest rate derivatives	\$	—	\$	—	\$	4,356	\$ 4,356
Total Liabilities	\$	—	\$	—	\$	4,356	\$ 4,356

[Table of Contents](#)

	Quoted prices in active markets for identical assets (Level 1)		Significant other observable inputs (Level 2)		Significant unobservable inputs (Level 3)		Balance as of December 31, 2011 (in thousands)
Liabilities							
Interest rate derivatives	\$	—	\$	—	\$	1,773	\$ 1,773
Total Liabilities	\$	—	\$	—	\$	1,773	\$ 1,773

The following table sets forth a reconciliation of changes for the years ended December 31, 2009, 2010 and 2011 in the fair value of financial liabilities classified as Level 3 in the fair value hierarchy.

	December 31, 2009 2010 2011 (in thousands)		
Balance at beginning of period	\$	(6,618)	\$ (6,007) \$ (4,356)
Total Gains or (Losses) (Realized or Unrealized):			
Included in Earnings		(1,001)	(441) 389
Included in Other Comprehensive Income		1,612	2,092 2,194
Purchases, Issuances and Settlements		—	— —
Transfers In and/or Out of Level 3		—	— —
Balance at end of period	\$	(6,007)	\$ (4,356) \$ (1,773)

10. Commitments and contingencies

Litigation

In the ordinary course of business, the Company is, and in the future, could be involved in various pending or threatened legal actions, some of which may or may not be covered by insurance. Management has reviewed pending judicial and legal proceedings, reasonably anticipated costs and expenses in connection with such proceedings, and availability and limits of insurance coverage, and has established reserves that are believed to be appropriate in light of those outcomes that are believed to be probable and can be estimated. The reserve accrued at December 31, 2011 is insignificant. In the opinion of management, the amount of ultimate liability, if any, with respect to these actions will not have a material adverse effect on the Company's financial statements.

Portland Harbor Superfund litigation

In May 2009, one of our subsidiaries (which is presently a dormant company with nominal assets except for rights under insurance policies) was named along with many defendants in a suit filed by the Port of Portland, Oregon seeking reimbursement of costs related to a five-year study of contaminated sediments at the port. In March 2010, the subsidiary also received a notice letter from the EPA indicating that it had been identified as a potentially responsible party with respect to environmental contamination in the "study area" for the Portland Harbor Superfund Site. Under a 1997 indemnity agreement, our subsidiary is indemnified by a third party with respect to losses relating to environmental contamination. As required under the indemnity agreement, our

[Table of Contents](#)

subsidiary provided notice of these claims, and the indemnitor has assumed responsibility and is providing a defense of the claims. Although we believe that it is unlikely that our subsidiary contributed to the contamination at the Portland Harbor Superfund Site, the potential liability of our subsidiary and the ability of the indemnitor to fulfill its indemnity obligations cannot be quantified at this time.

Operating leases

The Company has operating leases for warehouse, office space, manufacturing facilities and equipment. The leases generally require the Company to pay certain expenses including taxes, insurance, maintenance, and utilities. The minimum future lease commitments under noncancelable leases in effect at December 31, 2011 are as follows:

		(In thousands)
2012	\$	13,444
2013		10,726
2014		6,579
2015		4,398
2016		3,838
Thereafter		13,961
	\$	52,946

Total rent expense was \$9.2 million, \$11.6 million and \$11.0 million under operating leases for the years ended December 31, 2009, 2010 and 2011, respectively.

Letters of credit and guarantees

The Company executes letters of credit in the normal course of business to secure the delivery of product from specific vendors and also to guarantee the Company fulfilling certain performance obligations relating to certain large contracts. At December 31, 2011, the Company had \$4.2 million in letters of credit.

11. Stockholders' equity and employee benefit plans

Combination

On August 2, 2010, the Company completed the Combination pursuant to which the shareholders of the companies exchanged all of their common stock for common stock of FOT. In conjunction with the Combination, FOT changed its name to Forum Energy Technologies, Inc.

The shareholders received the following number of FET shares for each share of the respective companies.

Triton	.3562 shares
Subsea	.3168 shares
Global Flow	.9886 shares
Allied	.4623 shares

[Table of Contents](#)

In conjunction with the Combination, other events occurred including;

- the conversion of options to purchase shares of the legacy companies' shares to options to purchase FET shares,
- the conversion of certain restricted legacy shares to FET restricted shares,
- conversion of certain legacy options and shares to cash
- an offer by the majority shareholder to purchase shares from other shareholders, and
- an offer for shareholders to purchase additional FET shares.

Conversion of options and restricted shares

FOT

While FOT changed its name to FET, option holders of FOT common stock retained their options unchanged. FOT restricted stock was also unchanged due to the Combination.

Allied, GFT and SSI options

The options related to Allied, GFT and Subsea were converted based on the conversion ratios described above. The respective exercise price changed in proportion so that the total expected proceeds from the now converted options to purchase FET shares would be the same as the expected proceeds from the legacy options.

Triton Series A and B units

Triton had issued Series A and B time-based management units which vested over time into common units. Depending on certain factors such as whether the person was an accredited investor or the person's country of residency, the Series A units converted into:

- options to purchase FET shares at a ratio of .25 options per each Series A unit, or
- restricted or unrestricted FET shares based on the legacy vesting schedule at a ratio of .171 share per each Series A unit, and/or cash.

Depending on certain factors, the Series B units converted into:

- options to purchase FET shares at a ratio of .4809 options per each Series B unit, or
- cash.

Offer to purchase shares

In conjunction with the Combination, the Company purchased 3,253,706 FET shares or approximately \$25 million at a price of \$7.68 each share. The amount is included in Treasury Stock in the Company's consolidated balance sheet.

[Table of Contents](#)

Offer to sell shares

In conjunction with the Combination, the Company offered to sell FET shares to certain accredited investors at a price of \$7.68 per share. In addition to this offer, purchasers obtained a warrant to purchase additional FET shares equal to one-half of the number of FET shares purchased. The warrants are discussed below. Detail of the purchased shares is as follows:

Purchaser	Shares purchased	Amount	Warrants granted
Majority shareholder	6,507,412	\$ 50.0 million	3,253,706
All others	1,578,420	\$ 12.1 million	788,877

Capital from the majority shareholder

In addition to the above \$50 million from the majority shareholder, the same shareholder purchased an additional \$50 million of common shares in June 2011. Based on the price of \$8.07 per share, 3,098,824 warrants were issued. Similar to the initial purchase of shares, the shareholder received a warrant to purchase one share of common stock for every two shares purchased.

Warrants

The warrants issued pursuant to the above have an initial exercise price of \$7.68 per FET share and are exercisable any time up to the expiration date. The exercise price increases 0.5% at the end of each month which equates to an annual increase of 6%. The warrants expire the earlier of five years from the initial issuance or 2.5 years after the consummation of an initial public offering of the Company stock or if other events occur such as a merger with another company.

The warrants outstanding as of December 31, 2011 were recorded to stockholders' equity at their fair value. For the warrants issued in August 2010, a fair value of \$1.94 per warrant was determined using the Black-Scholes pricing model with the following assumptions:

- Expected life of 5 years
- Volatility of 36.2%
- Dividend yield of 0%
- Risk-free interest rate of 2.05%

For the warrants issued in June 2011, a fair value of \$6.19 per warrant was determined using the Black-Scholes pricing model with the following assumptions:

- Expected life of 4 years
- Volatility of 38.7%
- Dividend yield of 0%
- Risk-free interest rate of 0.99%

Employee benefit plans

Each of the legacy entities maintained separate employee savings plans such as contributory profit sharing plans and/or 401(k) savings plan, which benefit eligible employees. Employees are allowed to make contributions to the respective plan in which they participate up to certain limits. The companies made employer contributions either at their discretion or as a matching percentage. The expense under these various plans were \$2.9 million, \$3.3 million and \$4.3 million for the years ended December 31, 2009, 2010 and 2011, respectively.

[Table of Contents](#)

12. Stock based compensation

FET share-based compensation plan

In August 2010, the Company created the 2010 Stock Incentive Plan (the "Plan") to allow for employees, directors and consultants of the Company and its subsidiaries to maintain stock ownership in the Company through award of stock options, restricted stock or any combination thereof. When certain legacy Triton units were converted, the options granted in 2010 were from this Plan.

Stock options

The exercise price of each option is based on the fair value of the Company's stock at the date of grant. Options may be exercised over a ten-year period and generally vest annually in equal increments over four years. The Company's policy for issuing stock upon a stock option exercise is to issue new shares. The following tables provide additional information related to the options:

2010 Activity	Number of shares	Weighted average exercise price	Remaining weighted average contractual life in years	Intrinsic value (in thousands)
Beginning balance	—	\$ —	\$ —	—
Granted	5,372,252	7.81		
Exercised	—	—		
Forfeited	—	—		
Total outstanding	5,372,252	7.81	9.4	\$ 7,369
Options exercisable	201,058	\$ 8.35	6.6	\$ 168

The above intrinsic value at December 31, 2010, is the amount by which the fair value of the underlying share exceeds the exercise price of an option as of December 31, 2010.

The assumptions used in the Black-Scholes to estimate the fair value of the options granted in 2010 are as follows:

	2010
Weighted average fair value	\$ 2.84
Assumptions	
Expected life (in years)	6.25
Volatility	34%
Dividend yield	0.0%
Risk free interest rate	1.54% - 2.0%

[Table of Contents](#)

2011 Activity	Number of shares	Weighted average exercise price	Remaining weighted average contractual life in years	Intrinsic value (in thousands)
Beginning balance	5,372,252	\$ 7.81	9.4	\$ 7,369
Granted	503,755	13.65		
Exercised	(4,181)	7.68		
Forfeited	(64,010)	8.30		
Total outstanding	5,807,816	8.32	8.5	\$ 45,880
Options exercisable	1,622,043	\$ 8.14	—	\$ 13,126

The above intrinsic value at December 31, 2011, is the amount by which the fair value of the underlying share exceeds the exercise price of an option as of December 31, 2011.

The assumptions used in the Black-Scholes to estimate the fair value of the options granted in 2011 are as follows:

	2011
Weighted average fair value	\$ 5.08
Assumptions	
Expected life (in years)	6.25
Volatility	34%
Dividend yield	0.0%
Risk free interest rate	1.19% - 2.64%

The intrinsic value of the options exercised during 2011 was less than \$0.1 million. The above intrinsic value at December 31, 2011, is the amount by which the fair value of the underlying share exceeds the exercise price of an option as of December 31, 2011.

[Table of Contents](#)

FOT share-based compensation plan

FOT's 2005 Stock Incentive Plan (the "FOT Plan") permitted employees, directors and consultants of FOT and its subsidiaries to maintain stock ownership in the Company through award of stock options, restricted stock or any combination thereof. For stock options, the exercise price of each option is based on the fair value of the Company's stock at the date of grant and the options may be exercised over a five-year period and vest annually in equal increments over three or four years. The Company's policy for issuing stock upon a stock option exercise is to issue new shares. The following tables provide additional information related to the options:

2009 Activity	Number of shares	Weighted average exercise price	Remaining weighted average contractual life in years	Intrinsic value (in thousands)
Beginning balance	1,194,397	\$ 5.97	\$	—
Granted	421,060	6.08		
Exercised	(22,459)	3.38		
Forfeited	(241,943)	5.14		
Total outstanding	1,351,055	6.22	2.9	\$ —
Options exercisable	353,091	\$ 4.35	1.6	\$ 614

2010 Activity	Number of shares	Weighted average exercise price	Remaining weighted average contractual life in years	Intrinsic value (in thousands)
Beginning balance	1,351,055	\$ 5.97	2.9	\$ —
Granted	—	—		
Exercised	(18,500)	2.70		
Forfeited	(70,300)	4.89		
Total outstanding	1,262,255	6.32	2.9	\$ —
Options exercisable	915,454	\$ 6.03	1.4	\$ 2,890

2011 Activity	Number of shares	Weighted average exercise price	Remaining weighted average contractual life in years	Intrinsic value (in thousands)
Beginning balance	1,262,255	\$ 5.97	2.9	\$ —
Granted	—	—		
Exercised	(240,796)	5.11		
Forfeited	(160,358)	4.32		
Total outstanding	861,101	7.05	1.6	\$ 7,896
Options exercisable	626,595	\$ 7.30	1.3	\$ 5,583

The intrinsic value of the options exercised during 2009 was less than \$0.1 million. The above intrinsic value at December 31, 2009 is the amount by which the fair value of the underlying share exceeds the exercise price of an option as of December 31, 2009.

[Table of Contents](#)

The intrinsic value of the options exercised during 2010 was approximately \$0.1 million. The above intrinsic value at December 31, 2010 is the amount by which the fair value of the underlying share exceeds the exercise price of an option as of December 31, 2010.

The intrinsic value of the options exercised during 2011 was approximately \$2.7 million. The above intrinsic value at December 31, 2011 is the amount by which the fair value of the underlying share exceeds the exercise price of an option as of December 31, 2011.

The assumptions used in the Black-Scholes to estimate the fair value of the options granted in 2009 are as follows:

		2009
Weighted average fair value	\$	1.81
Assumptions		
Expected life (in years)		3.8
Volatility		39%
Dividend yield		0.0%
Risk free interest rate		0.32%

Allied share-based compensation plan

Stock option awards granted under the Allied plan generally vest over a four-year period, with one-fourth vesting in each successive year so that the option is fully exercisable after four years. Such awards generally have ten-year contractual terms.

The following provides additional information related to the options:

2009 Activity	Number of shares	Weighted average exercise price	Remaining weighted average contractual life in years	Intrinsic value
			(in thousands)	
Beginning balance	936,026	\$ 5.84	9.0	\$ 1,864
Granted	73,519	5.84		
Exercised	(851)	5.84		
Forfeited	(6,808)	5.84		
Total outstanding	1,001,886	5.84	8.2	\$ 235
Options exercisable	689,088	\$ 5.84	8.0	\$ 162

2010 Activity	Number of shares	Weighted average exercise price	Remaining weighted average contractual life in years	Intrinsic value
				(in thousands)
Beginning balance	1,001,886	\$ 5.84	8.2	\$ 235
Granted	—	—		
Exercised	—	—		
Forfeited	(520,368)	5.84		
Total outstanding	481,518	5.84	7.2	\$ 1,610
Options exercisable	312,946	\$ 5.84	7.0	\$ 1,046

[Table of Contents](#)

2011 Activity	Number of shares	Weighted average exercise price	Remaining weighted average contractual life in years	Intrinsic value (in thousands)
Beginning balance	481,518	\$ 5.84	7.2	\$ 1,610
Granted	—	—		
Exercised	—	—		
Forfeited	(21,349)	5.84		
Total outstanding	460,169	5.84	6.2	\$ 4,772
Options exercisable	415,917	\$ 5.84	6.0	\$ 4,313

The assumptions used in the Black-Scholes to estimate the fair value of the options granted in 2009 are as follows:

	2009
Weighted average fair value	\$ 1.05
Assumptions	
Expected life (in years)	6.25
Volatility	50%
Dividend yield	0.0%
Risk free interest rate	2.79%

GFT share based compensation plan

GFT had its 2005 Stock Incentive Plan ("the GFT Plan") which provided for the granting of nonqualified stock options, restricted stock awards, or any combination of the foregoing, as is best suited to the circumstances of the particular employee, consultant or director as provided herein. Option awards under the Plan vest 33% on the first anniversary of the grant date and 33% each year for the following two years and expire seven years from the grant date.

The following provides additional information related to the options:

2009 Activity	Number of shares	Weighted average exercise price	Remaining weighted average contractual life in years	Intrinsic value (in thousands)
Beginning balance	632,441	\$ 3.59	5.9	\$ 3,104
Granted	—	—		
Exercised	—	—		
Forfeited	—	—		
Total outstanding	632,441	3.59	4.9	\$ 2,691
Options exercisable	304,029	\$ 3.24	4.9	\$ 1,391

[Table of Contents](#)

2010 Activity	Number of shares	Weighted average exercise price	Remaining weighted average contractual life in years	Intrinsic value (in thousands)
Beginning balance	592,185	\$ 3.59	3.9	\$ 1,467
Granted	—	—		
Exercised	—	—		
Forfeited	(44,844)	3.49		
Total outstanding	547,341	3.62	2.9	\$ 3,052
Options exercisable	547,341	\$ 3.62	2.9	\$ 3,052

2011 Activity	Number of shares	Weighted average exercise price	Remaining weighted average contractual life in years	Intrinsic value (in thousands)
Beginning balance	547,341	\$ 3.62	2.9	\$ 3,052
Granted	—	—		
Exercised	(18,500)	2.73		
Forfeited	—	—		
Total outstanding	528,841	3.65	1.9	\$ 6,649
Options exercisable	528,841	\$ 3.65	1.9	\$ 6,649

The intrinsic value of the options exercised during 2011 was approximately \$0.3 million. The above intrinsic value at December 31, 2010, is the amount by which the fair value of the underlying share exceeds the exercise price of an option as of December 31, 2010.

SSI share-based compensation plan

Effective January 2007, the Company established the Subsea Services International, Inc. 2007 Stock Incentive Plan ("SSI Plan"). Awards granted under this plan generally vest over three years and have a six year contractual term. The following provides more information related to these options:

2009 Activity	Number of shares	Weighted average exercise price	Remaining weighted average contractual life in years	Intrinsic value (in thousands)
Beginning balance	34,854	\$ 8.54	5.2	\$ —
Granted	21,719	8.54		
Exercised	—	—		
Forfeited	—	—		
Total outstanding	56,573	8.54	4.2	\$ —
Options exercisable	23,273	\$ 8.54	3.4	\$ —

[Table of Contents](#)

2010 Activity	Number of shares		Weighted average exercise price	Remaining weighted average contractual life in years		Intrinsic value (in thousands)
Beginning balance	56,573	\$	8.54	4.2	\$	—
Granted	11,692		8.54			
Exercised	—		—			
Forfeited	—		—			
Total outstanding	68,265		8.54	3.2	\$	45
Options exercisable	42,069	\$	8.54	2.4	\$	28

2011 Activity	Number of shares		Weighted average exercise price	Remaining weighted average contractual life in years		Intrinsic value (In thousands)
Beginning balance	68,265	\$	8.54	3.2	\$	45
Granted	—		—			
Exercised	—		—			
Forfeited	(24,457)		8.54			
Total outstanding	43,808		8.54	2.5	\$	337
Options exercisable	31,302	\$	8.54	2.0	\$	241

Restricted stock for FET combined

Restricted stock vests over a three or four year period from the date of grant. Further information about the restricted stock follows:

	Restricted stock
2009 Activity	
Nonvested at the beginning of the year	449,106
Granted	46,176
Vested	(203,426)
Cancelled	(22,200)
Nonvested at the end of the year	269,656
2010 Activity	
Nonvested at the beginning of the year	269,656
Granted	243,312
Vested	(152,921)
Cancelled	(24,013)
Nonvested at the end of the year	336,034
2011 Activity	
Nonvested at the beginning of the year	336,034
Granted	433,344
Vested	(159,322)
Cancelled	(1,073)
Nonvested at the end of the year	608,983

[Table of Contents](#)

The weighted average grant date fair value of the restricted stock was \$6.08, \$7.62 and \$13.73 per share during the years ended December 31, 2009, 2010 and 2011, respectively.

For all the plans, the total amount of compensation expense recorded was approximately \$3.3 million, \$5.1 million and \$5.2 million for the years ended December 31, 2009, 2010 and 2011, respectively. As of December 31, 2011, the Company expects to record compensation expense of approximately \$12.1 million over the remaining term of the restricted stock and options of approximately 3 years. Future stock option grants will result in additional compensation expense.

13. Related party transactions

FOT has related party transactions, including sales and leasing activity with certain former owners of acquired companies or certain stockholders. The dollar amounts related to these related party activities are not significant to the Company's consolidated financial statements. For GFT, in conjunction with the acquisition of one of its subsidiaries, the Company entered into various operating lease agreements with the former principals for office and warehouse space. For the years ended December 31, 2009, 2010 and 2011, the Company paid \$0.3 million each year in lease payments to these affiliates. GFT also utilizes a certain agent, which is owned by a former owner. The amount paid to this agent for the years ended December 31, 2010 and 2011 was \$0.2 million and \$0.1 million, respectively.

Allied leases two facilities from a stockholder in FET. Allied paid \$0.8 million, \$0.9 million and \$0.9 million in lease payments for the years ended December 31, 2009, 2010 and 2011, respectively. Allied purchased inventory and services from a shareholder of \$3.1 million, \$4.2 million and \$4.8 million from a shareholder for the years ended December 31, 2009, 2010 and 2011, respectively. The Company sold \$1.6 million, \$0.1 million and \$4 million of equipment and services to a shareholder during the years ended December 31, 2009, 2010 and 2011, respectively.

14. Business segments

The Company's operations are divided into the following operating segments, which are our reportable segments: (1) Drilling and Subsea, (2) Production and Infrastructure and (3) Corporate. Our Drilling and Subsea segment designs, manufactures, and provides products and related services to the drilling and intervention sectors as well as to the subsea services and construction sectors. The Company's Production and Infrastructure segment designs, manufactures and provides surface process and pipeline equipment, specialty pipeline construction equipment, a broad range of valves, surface completion and flow equipment, and offer supporting aftermarket services.

The Company's reportable segments are strategic units that offer distinct products and services. They are managed separately since each business segment requires different marketing strategies due to customer specifications. Operating segments have not been aggregated as part of a reportable segment. The Company evaluates the performance of its reportable segments based on operating income. This segmentation is representative of the manner in which our Chief Operating Decision Maker ("CODM") and our Board of Directors views the business. We consider the CODM to be the Chief Executive Officer.

[Table of Contents](#)

Summary financial data by segment follows (in thousands):

Year ended December 31, 2009							
	Drilling and subsea	Production and infrastructure	Corporate	Consolidated	Gain/(Loss) on sale of assets not part of segment income	Total	
Revenues	\$ 455,019	\$ 222,359	\$ —	\$ 677,378	\$ —	\$ 677,378	
Depreciation and amortization	30,296	8,142	—	38,438	—	38,438	
Operating income	38,226	12,118	—	50,344	(137)	50,207	
Capital expenditures	12,487	2,591	—	15,078	—	15,078	

Year ended December 31, 2010							
	Drilling and subsea	Production and infrastructure	Corporate	Consolidated	Gain/(Loss) on sale of assets not part of segment income	Total	
Revenues	\$ 474,306	\$ 273,029	\$ —	\$ 747,335	\$ —	\$ 747,335	
Depreciation and amortization	25,777	7,439	—	33,216	—	33,216	
Operating income	53,533	22,614	(3,331)	72,816	461	73,277	
Capital expenditures	13,188	6,436	—	19,624	—	19,624	
Total Assets	637,395	179,686	1,251	818,332	—	818,332	
Goodwill	275,528	18,853	—	294,381	—	294,381	

Year ended December 31, 2011														
	Drilling and subsea		Production and infrastructure		Corporate	Consolidated	Gain/(Loss) on sale of assets not part of segment income	Contingent Consideration not part of segment income	Transaction expenses not part of segment income	Total				
Revenues	\$	659,430	\$	468,701	\$	—	\$	1,128,131	\$	—	\$	1,128,131		
Depreciation and amortization		30,853		9,845		77		40,775		—		40,775		
Operating income		117,927		77,997		(20,237)		175,687		634		(12,100)	(3,608)	160,613
Capital expenditures		22,774		13,621		4,768		41,163		—		—	—	41,163
Total assets		1,193,128		388,570		25,617		1,607,315		—		—	—	1,607,315
Goodwill		523,019		77,808		—		600,827		—		—	—	600,827

For internal management reporting, and therefore in the above segment information, Corporate includes expenses associated with the Company's corporate office.

[Table of Contents](#)

Revenues by shipping location and long-lived assets by country were as follows (in thousands):

	Year ended December 31,		
	2009	2010	2011
Revenues:			
United States	\$ 352,578	\$ 408,615	\$ 707,092
Europe & Africa	131,600	119,204	162,694
Canada	55,100	69,624	102,916
Asia-Pacific	86,800	105,419	89,323
Middle East	23,000	18,245	33,318
Latin America	28,300	26,228	32,788
Total revenues	\$677,378	\$747,335	\$1,128,131

	As of December 31,	
	2010	2011
Long-lived assets:		
United States	\$ 254,615	\$ 712,517
Europe & Africa	191,487	190,384
Canada	17,545	72,974
Asia-Pacific	7,776	7,495
Middle East	3,251	3,199
Latin America	1,551	2,160
Total long lived assets	\$ 476,225	\$ 988,729

Revenues by product lines were as follows (in thousands):

	Year ended December 31,		
	2009	2010	2011
Revenues:			
Drilling Technologies	\$ 255,425	\$ 277,573	\$ 372,046
Subsea Technologies	199,594	196,733	220,944
Downhole Technologies	—	—	66,440
Production Equipment	87,686	125,557	178,110
Valve Solutions	134,673	147,472	173,836
Flow Equipment	—	—	116,755
Total revenues	\$ 677,378	\$ 747,335	\$ 1,128,131

[Table of Contents](#)

15. Discontinued operations

Due to deteriorating economic conditions and the uncertainty surrounding the political climate, during 2009 GFT discontinued the valve operations of its Venezuelan subsidiary. For the year ended December 31, 2009, the subsidiary incurred losses of \$1.3 million.

The results of discontinued operations for the year ended December 31, 2009 were as follows (in thousands):

Net sales	\$	104
Operating loss from discontinued operations		(1,342)
(Provision) benefit from income taxes		—
Loss from discontinued operations	\$	(1,342)

The Company reclassified the results of operations for the subsidiary from continuing operations to discontinued operations, for the period presented.

Davis-Lynch, Inc.
Financial statements for the year ended December 31, 2010
Index

[Report of Independent Registered Public Accounting Firm](#)

Balance Sheets

[Statements of Operations](#)

[Statements of Changes in Stockholder's Equity](#)

[Statements of Cash Flows](#)

[Notes to Financial Statements](#)

Page

F-51

F-52

F-53

F-54

F-55

F-56

Report of independent registered public accounting firm

To the Owner of
Davis-Lynch, Inc.:

We have audited the accompanying balance sheet of Davis-Lynch, Inc. (the "Company") as of December 31, 2010 and the related statements of operations, of changes in stockholder's equity and of cash flows for each of the two years in the period ended December 31, 2010. These financial statements are the responsibility of the Company's management. Our responsibility is to express an opinion on these financial statements based on our audits.

We conducted our audits in accordance with the standards of the Public Company Accounting Oversight Board (United States). Those standards require that we plan and perform the audits to obtain reasonable assurance about whether the financial statements are free of material misstatement. An audit includes examining, on a test basis, evidence supporting the amounts and disclosures in the financial statements. An audit also includes assessing the accounting principles used and the significant estimates made by management, as well as evaluating the overall financial statement presentation. We believe that our audits provide a reasonable basis for our opinion.

In our opinion, the financial statements referred to above present fairly, in all material respects, the financial position of Davis-Lynch, Inc. as of December 31, 2010 and the results of its operations and its cash flows for each of the two years in the period ended December 31, 2010, in conformity with accounting principles generally accepted in the United States of America.

/s/ UHY LLP
Houston, Texas
August 26, 2011

Davis-Lynch, Inc. Balance sheets

	December 31, 2010
ASSETS	
CURRENT ASSETS	
Cash and cash equivalents	\$ 81,642,230
Accounts receivable—trade, net	19,865,005
Inventory, net	25,044,231
Prepaid expenses and other assets	288,959
TOTAL CURRENT ASSETS	126,840,425
PROPERTY AND EQUIPMENT, net	1,041,298
TOTAL ASSETS	\$ 127,881,723
LIABILITIES AND STOCKHOLDER'S EQUITY	
CURRENT LIABILITIES	
Accounts payable, trade	\$ 4,163,096
Accrued expenses and other liabilities	3,236,188
TOTAL CURRENT LIABILITIES	7,399,284
TOTAL LIABILITIES	7,399,284
COMMITMENTS AND CONTINGENCIES (NOTE E AND H)	
STOCKHOLDER'S EQUITY	
Common stock; \$1 par value; 240,000 shares authorized, issued and outstanding	240,000
Retained earnings	120,242,439
TOTAL STOCKHOLDER'S EQUITY	120,482,439
TOTAL LIABILITIES AND STOCKHOLDER'S EQUITY	\$ 127,881,723

See accompanying notes to financial statements.

Davis-Lynch, Inc. Statements of operations

	Year ended December 31,	
	2010	2009
NET SALES	\$ 89,151,747	\$ 60,043,232
COST OF SALES	37,381,245	18,024,713
GROSS PROFIT	51,770,502	42,018,519
SELLING, GENERAL AND ADMINISTRATIVE EXPENSES	13,943,185	12,637,033
OPERATING INCOME	37,827,317	29,381,486
OTHER INCOME (EXPENSE)		
Interest income	329,852	278,337
Interest expense	—	(1,000,000)
Loss from unauthorized employee activities	—	(2,284,580)
Other, net	148,370	(6,212)
TOTAL OTHER INCOME (EXPENSE)	478,222	(3,012,455)
NET INCOME BEFORE INCOME TAX EXPENSE	38,305,539	26,369,031
STATE INCOME TAX EXPENSE	1,569,837	157,412
NET INCOME	\$ 36,735,702	\$ 26,211,619

See accompanying notes to financial statements.

Davis-Lynch, Inc.
Statements of changes in stockholder's equity
For the years ended December 31, 2010 and 2009

	Common stock	Retained earnings	Total stockholder's equity
Balance, January 1, 2009	240,000	72,295,118	72,535,118
Dividends	—	(10,000,000)	(10,000,000)
Net income	—	26,211,619	26,211,619
Balance, December 31, 2009	240,000	88,506,737	88,746,737
Dividends	—	(5,000,000)	(5,000,000)
Net income	—	36,735,702	36,735,702
Balance, December 31, 2010	\$ 240,000	\$ 120,242,439	\$ 120,482,439

See accompanying notes to financial statements.

Davis-Lynch, Inc. Statements of cash flows

	Year ended December 31,	
	2010	2009
CASH FLOWS FROM OPERATING ACTIVITIES		
Net income	\$ 36,735,702	\$ 26,211,619
Adjustment to reconcile net income to net cash provided by operating activities:		
Depreciation and amortization	495,627	600,023
Provision for bad debts	—	88,515
Provision for inventory obsolescence	1,230,458	4,400,000
Gain on sale of property and equipment	(26,182)	(9,609)
Changes in operating assets and liabilities:		
Accounts receivable, trade	(8,835,279)	11,654,639
Inventories	1,815,817	(9,378,607)
Prepaid expenses and other assets	4,894	91,217
Accounts payable, trade	(344,007)	(5,705,293)
Accrued expenses and other liabilities	2,152,067	(702,751)
Accrued interest	—	(1,000,000)
NET CASH PROVIDED BY OPERATING ACTIVITIES	33,229,097	26,249,753
CASH FLOWS FROM INVESTING ACTIVITIES		
Proceeds from sale of property and equipment	49,000	16,145
Purchases of property and equipment	(154,374)	(104,822)
NET CASH USED IN INVESTING ACTIVITIES	(105,374)	(88,677)
CASH FLOWS FROM FINANCING ACTIVITIES		
Proceeds from notes payable, stockholder	—	10,000,000
Payment of notes payable, stockholder	—	(20,000,000)
Payment of dividends	(5,000,000)	(10,000,000)
NET CASH USED IN FINANCING ACTIVITIES	(5,000,000)	(20,000,000)
NET INCREASE IN CASH AND CASH EQUIVALENTS	28,123,723	6,161,076
CASH AND CASH EQUIVALENTS, beginning of year	53,518,507	47,357,431
CASH AND CASH EQUIVALENTS, end of year	\$ 81,642,230	\$ 53,518,507
SUPPLEMENTAL DISCLOSURES:		
Interest paid	\$ —	\$ 2,000,000
State taxes paid	\$ 267,499	\$ 165,000
NON-CASH ACTIVITIES:		
Write off of fully depreciated property and equipment	\$ —	\$ 660,588

See accompanying notes to financial statements.

Davis-Lynch, Inc.

Notes to financial statements

Note A—Organization and nature of business

Davis-Lynch, Inc. (the "Company") is a Subchapter S Corporation formed in 1947 that is privately and wholly owned by Carl A. Davis, President. The Company's line of business includes designing, manufacturing, and marketing cementing equipment with operations solely in the United States. The Company operates in one segment. It sells its products primarily in the United States and through distributors in certain foreign geographic areas such as the Middle East, Africa, and South America. Originally a manufacturer of float equipment, the Company has expanded its product line to include a full line of centralizers and primary cementing aids, multi-purpose float collars, stage cementing tools, inner-string cementing tools, inflatable packers, flotation collars, cementing plugs, fill and circulate tools for running casing, casing hangers and drive pipe landing rings, as well as surge reduction equipment. The Company's headquarters are located in Pearland, Texas. The financial statements of the Company have been prepared on the accrual basis of accounting in accordance with generally accepted accounting principles in the United States of America.

Note B—Summary of significant accounting policies

Cash and cash equivalents: For purposes of the statements of cash flows, cash and cash equivalents consists of cash in banks, money market funds, and certificates of deposit with original maturities of three months or less.

The Company reclassified overdrafts of approximately \$1.1 million from cash and cash equivalents to accounts payable at December 31, 2009. There were no cash overdrafts at December 31, 2010.

Allowance for doubtful accounts: Earnings are charged with a provision for doubtful accounts based upon a current review of the collectability of accounts from customers. Accounts deemed uncollectible are applied against the allowance for doubtful accounts. Accounts receivable, trade was net of an allowance for doubtful accounts of \$1,055,817 at December 31, 2010 and 2009, respectively. Bad debt expense totaled \$0 and \$88,515 for the years ended December 31, 2010 and 2009, respectively.

[Table of Contents](#)

Inventory: Inventories are stated at the lower of cost or market value using an average standard cost. Cost is determined using standard cost, which approximates average cost, and includes the application of related direct labor and overhead. The Company periodically evaluates the components comprising its inventories and reviews for items that have not been utilized over a certain period of time based on current products in production, physical condition, and future applicability to be utilized in production to determine its obsolescence reserve. Inventory obsolescence expense totaled \$1,230,458 and \$4,400,000 for the years ended December 31, 2010 and 2009, respectively. Inventories consist of the following:

				December 31,
		2010		2009
Raw material	\$	8,502,006	\$	14,915,896
Work-in-process		9,317,852		2,951,182
Finished goods		12,854,831		14,623,428
		30,674,689		32,490,506
Less: obsolescence reserve		(5,630,458)		(4,400,000)
Inventory, net	\$	25,044,231	\$	28,090,506

Property and equipment: Property and equipment are stated at cost. Depreciation is computed over the estimated useful lives of the related assets using the straight-line method. Maintenance and repairs are charged to expense as incurred and significant renewals and betterments are capitalized. The cost and related accumulated depreciation of assets retired or otherwise disposed of are eliminated from the accounts, and any resulting gains or losses are recognized in operations in the year of disposal.

Property and equipment, net and related accumulated depreciation consist of the following:

	Estimated useful life			December 31,
		2010		2009
Autos	3-20 years	\$ 440,544	\$	452,121
Forklifts	3-10 years	321,033		321,033
Machinery and equipment	7-30 years	7,703,908		7,908,692
Leasehold improvements		2,314,447		2,314,447
		10,779,932		10,996,293
Less: accumulated depreciation and amortization		(9,738,634)		(9,590,924)
Property and equipment, net		\$ 1,041,298	\$	1,405,369

For the years ended December 31, 2010 and 2009, depreciation expense related to property and equipment totaled \$495,627 and \$600,023, respectively. For the years ended December 31, 2010 and 2009, \$452,902 and \$536,560, respectively, of depreciation expense is included in "cost of sales" and \$42,725 and \$63,463, respectively, is included in "selling, general and administrative expenses" in the accompanying statements of operations. Repairs and maintenance expense totaled \$521,435 and \$209,339 for the years ended December 31, 2010 and 2009, respectively.

Impairment of long-lived assets: The Company reviews the recoverability of its long-lived assets, such as plant, property and equipment, when events or changes in circumstances occur that indicate the carrying value of the asset or asset group may not be recoverable and the expected future pre-tax cash flows (undiscounted) to be generated by those assets are less than the

[Table of Contents](#)

carrying value of the assets. In such case, the impairment loss would be equal to the amount by which the carrying value exceeds estimated fair market value of the related assets. Long-lived assets are reviewed for impairment at the individual asset or the asset group level for which the lowest level of independent cash flows can be identified. The Company determined that no impairment had occurred during the year ended December 31, 2010 and 2009.

Income taxes: As the Company is a Subchapter S Corporation, there is no provision for federal income taxes reflected in the financial statements as the Company is not subject to federal income taxes. Earnings are included in the owner's personal income tax return.

Effective January 1, 2009, the Company adopted guidance in Accounting Standards Codification ("ASC") Topic 740 (ASC 740), *Income Taxes*, for the accounting for the uncertainty in income taxes. The guidance clarifies the accounting for income taxes by prescribing the minimum recognition threshold an income tax position is required to meet before being recognized in the financial statements and applies to all income tax positions. Each income tax position is assessed using a two step process. A determination is made as to whether it is more likely than not that the income tax position will be sustained, based upon technical merits, upon examination by the taxing authorities. If the income tax position is expected to meet the more likely than not criteria, the benefit recorded in the financial statements equals the largest amount that is greater than 50% likely to be realized upon its ultimate settlement.

The adoption of this guidance did not impact the Company's financial position, results of operations, or cash flows as the income tax positions taken by the Company for any years open under the various statute of limitations is that the Company continues to be exempt from federal income taxes by virtue of its pass through status and that federal income tax is attributable to its owner. Management believes that this tax position meets the more likely than not threshold and accordingly, the tax benefit of this income tax position (no federal income tax expense or liability) has been recognized for the years ended on or before December 31, 2010.

The Company records income tax related interest and penalties as a component of the provision for income taxes. For the year ended December 31, 2010, the Company recorded approximately \$177,000 of interest and \$53,000 in penalties related to state income taxes. For the year ended December 31, 2009, the Company did not record any income tax related interest or penalties. The Company believes there is no tax positions taken or expected to be taken that would significantly increase or decrease unrecognized tax benefits within twelve months of the reporting date.

During 2010, the Company underwent a tax audit by the State of Louisiana (the "State"). As a result of this audit, it was determined the Company owed additional taxes totaling \$1,249,246, inclusive of interest and penalties, to the State. This amount was reflected in the December 31, 2010 financial statements and was subsequently paid in January 2011. No other state tax returns are currently under examination by state authorities. However, fiscal years 2007 and later remain subject to examination by the respective states in which the Company does business.

In May 2006, the State of Texas enacted a bill that replaced the existing state franchise tax with a margin tax. Effective January 1, 2007, the margin tax applies to legal entities conducting business in Texas, including previously non-taxable entities such as limited partnerships and limited liability partnerships. The margin tax is based on Texas sourced taxable margin. The tax is calculated by applying a tax rate to a base rate that considers both revenues and expenses and therefore has the characteristics of an income tax. As a result, the Company recorded \$146,825 and \$134,389 in estimated state income taxes for the years ended December 31, 2010 and 2009,

[Table of Contents](#)

respectively, that is solely attributable to the Texas margin tax and is included in "state income tax expense" in the accompanying statements of operations. The Company also recorded \$1,423,012 and \$23,023 in state income taxes for the years ended December 31, 2010 and 2009, respectively, attributable to various other states in which the Company conducts business.

Concentrations of credit risk: Financial instruments that potentially subject the Company to credit risk are cash and cash equivalents and trade accounts receivable. The Company maintains cash balances in high credit quality financial institutions which at times may exceed federally insured limits. The Company monitors the financial condition of these institutions and has experienced no losses associated with these accounts. The Company extends credit to customers throughout the United States of America and certain foreign countries. The Company's allowance for doubtful accounts is based upon a current review of collectability for each customer taking into consideration current market conditions and other factors.

The Company's primary customers are in the energy industry. As such, the Company could be affected by events that affect this industry such as natural disasters, political unrest, terrorism, oil prices and domestic policies regarding energy related industries.

In October 2008, the Federal Deposit Insurance Corporation increased its insurance to \$250,000 per depositor, and to an unlimited amount for non-interest bearing accounts. The coverage increase, which is temporary, extends through December 31, 2013.

Revenue recognition: Revenue is recognized when products are shipped or services are performed.

Shipping and handling fees and costs: Shipping and handling fees, if billed to customers, are included in net sales. Shipping and handling costs are classified as cost of sales.

Reclassifications: Certain reclassifications of 2009 amounts were made to conform to the current period presentation. Such reclassifications had no impact on 2009 reported net income or stockholder's equity.

Use of estimates: The preparation of financial statements in conformity with accounting principles generally accepted in the United States of America requires management to make estimates and assumptions that affect the reported amounts of assets and liabilities and disclosure of contingent assets and liabilities at the date of the financial statements and the reported amounts of revenues and expenses during the reporting period. On an ongoing basis, the Company evaluates its estimates and assumptions, including those related to its allowance for doubtful accounts, inventory obsolescence, impairment for property and equipment and contingencies. Actual results could differ from these estimates.

Environmental remediation: The Company accounts for environmental remediation in accordance with ASC Topic 410, *Asset Retirement and Environmental Obligations*. In accordance with this guidance, liabilities are recorded when environmental assessments indicate that remediation efforts are probable and the costs can be reasonably estimated. Estimates of the liability are based upon currently available facts, existing technology and presently enacted laws and regulations, taking into consideration the likely effects of inflation and other societal and economic factors, and include estimates of associated legal costs.

[Table of Contents](#)

Fair value of financial instruments: Financial instruments of the Company consist primarily of cash and cash equivalents, accounts receivable and accounts payable. The Company's management considers the carrying values of cash and cash equivalents, accounts receivable and accounts payable to be representative of their respective fair values because of their short-term nature.

Recent accounting standards: In June 2011, the Financial Accounting Standards Board ("FASB") issued an update to ASC 220, *Presentation of Comprehensive Income*. This Accounting Standards Update ("ASU") provides that an entity that reports items of other comprehensive income has the option to present comprehensive income in either 1) a single statement that presents the components of net income and total net income, the components of other comprehensive income and total other comprehensive income, and a total for comprehensive income; or 2) a two-statement approach which presents the components of net income and total net income in a first statement, immediately followed by a financial statement that presents the components of other comprehensive income, a total for other comprehensive income, and a total for comprehensive income. The option in current GAAP that permits the presentation of other comprehensive income in the statement of changes in equity was eliminated. The guidance will be applied retrospectively and is effective for the Company for annual periods beginning on January 1, 2012. Early adoption is permitted. The adoption of this guidance will not have a material impact on the Company's financial statements.

In May 2011, the FASB issued an update to ASC 820, *Fair Value Measurements*. This ASU clarifies the application of certain fair value measurement requirements and requires, among other things, expanded disclosures for Level 3 fair value measurements and the categorization by level for items for which fair value is required to be disclosed in accordance with ASC 825, *Financial Instruments*. The guidance will be applied prospectively and is effective for the Company for annual periods beginning on January 1, 2012. Early adoption is not permitted. The adoption of this standard will not have an impact on the Company's financial statements.

In October 2009, the FASB issued an update to ASC 605, *Revenue Recognition*. This ASU allows companies to allocate consideration for qualified separate deliverables using the estimated selling price for both delivered and undelivered items when vendor-specific objective evidence or third-party evidence is unavailable. It also requires additional disclosures on the nature of multiple element arrangements, the types of deliverables under the arrangements, the general timing of their delivery, and significant factors and estimates used to determine estimated selling prices. The Company adopted this new guidance on January 1, 2011. Accordingly, the Company applies this guidance to transactions initiated or materially modified on or after January 1, 2011. The Company's adoption of this new guidance did not have an impact on its financial position, results of operations, cash flows or existing revenue recognition policies.

In December 2010, the FASB issued an update to ASC 805, *Business Combinations*. This ASU addressed the disclosure of comparative financial statements and expanded on the supplementary pro forma information for business combinations. The Company adopted this ASU prospectively for business combinations occurring on or after December 15, 2010.

[Table of Contents](#)

Note C—Accrued expenses and other liabilities

Accrued expenses consisted of the following:

	December 31,	
	2010	2009
Sales tax payable	\$ 131,164	\$ 119,881
Customer credits	74,270	195,729
Accrued commissions	2,098,912	297,297
Accrued royalties	527,842	306,259
Accrued state taxes	404,000	157,412
Payroll taxes payable	—	7,543
	\$ 3,236,188	\$ 1,084,121

Note D—Income taxes

The provision for income taxes consists of the following:

	December 31,	
	2010	2009
Texas margin tax	\$ 146,825	\$ 134,389
Louisiana income tax inclusive of interest and penalties	1,373,012	—
Other state income taxes	50,000	23,023
Total	\$ 1,569,837	\$ 157,412

Note E—Commitments and contingencies

In 2009, an embezzlement scheme totaling approximately \$15 million was discovered by the Company, whereby former employees had submitted fraudulent invoices for payments for over a decade. The fraud came to light during a two-month examination of the Company's accounting records. The Company hired a third-party independent consultant to investigate this matter and to conduct the examination. The consultant reported their findings to management of the Company, which has begun legal action against the defendants in Federal District Court. Approximately \$2.3 million of unauthorized invoices were recorded and paid in 2009 related to this matter which is included as loss from unauthorized employee activities in the statement of operations. All other amounts pertaining to this matter related to years prior to 2009. In 2010, the Company was awarded summary judgment, no amounts have been received, and no receivable has been recorded by the Company at December 31, 2010 or 2009. The Company intends to vigorously pursue this matter.

In January 2010, a favorable settlement was reached in a patent infringement lawsuit whereby the Company was the plaintiff. Terms of the settlement were not disclosed, but the defendant will pay a 10% royalty on future sales of the products included in the lawsuit. The Company recognized royalty income of \$608,062 related to this settlement for the year ended December 31, 2010.

The Company is involved in various disputes arising in the ordinary course of business. Management does not believe the outcome of these disputes will have a material adverse effect on the Company's financial position, results of operations or cash flows.

[Table of Contents](#)

The Company leases certain equipment and office and manufacturing space under non-cancelable operating leases which expired at various dates through 2010 and now are month to month in nature. Total rental expense for the years ended December 31, 2010 and 2009 was approximately \$235,000 and \$189,000, respectively.

The Company has various standby letters of credit with a financial institution up to a total commitment limit of \$3,000,000 of which approximately \$2,503,000 was utilized at December 31, 2010. The letters of credit expire through November 2011, and support certain international operations.

Note F—Related party transactions

On January 1, 2008, the Company entered into a note payable with the owner of the Company for \$10,000,000, bearing interest at 10% per annum. The Company repaid the outstanding note payable plus all accrued and unpaid interest on January 2, 2009. Concurrent with the repayment on January 2, 2009, the Company entered into a new note payable agreement with the owner of the Company for \$10,000,000, bearing interest at 10% per annum. The Company repaid the outstanding note payable plus all accrued and unpaid interest on December 31, 2009. Interest expense incurred on the note payable was \$1,000,000 for the year ended December 31, 2009. No interest expense was incurred for the year ended December 31, 2010 as no note payable with the owner was outstanding subsequent to December 31, 2009.

The Company leases land from a related party. Total rent expense for the years ended December 31, 2010 and 2009 was approximately \$120,000 in each year, respectively. During 2010 and 2009, the Company purchased supplies and materials from a related party which totaled approximately \$351,000 and \$150,000, respectively.

The Company utilizes a staffing company that is a related party. Total expense for the year ended December 31, 2010 to this company was approximately \$2,748,000. There was no expense to this party for the year ended December 31, 2009.

Note G—Significant customers

During the year ended December 31, 2010, no customer had net sales of more than 10% of total net sales. During the year ended December 31, 2009, the Company had net sales from one customer totaling approximately 10% of total net sales, or \$6,162,900. At December 31, 2009, accounts receivable from the customer was \$594,724.

Note H—Risk and uncertainties

The current downturn in the United States economy, the moratorium on drilling in the Gulf of Mexico, and any economic slowdown in future periods, could adversely affect the Company in ways that cannot be predicted. During times of economic slowdown, the Company's customers may reduce their capital expenditures and defer or cancel pending orders. Such developments occur even among customers that are not experiencing financial difficulties. These deferrals or cancelling of capital expenditures could directly impact the demand for the Company's products and services. Additionally, bankruptcies or financial difficulties among the Company's customers could reduce its cash flows and adversely impact liquidity and profitability.

Note I—Subsequent events

The Company has evaluated all events subsequent from the balance sheet date of December 31, 2010 through August 26, 2011, and noted no subsequent events that would require recognition or disclosure in the financial statements, other than those items disclosed herein and below.

On June 23, 2011, the Company converted from a Subchapter S Corporation to a Limited Liability Company.

On June 25, 2011, Forum Energy Technologies, Inc. entered into an agreement to purchase the Company for cash, as outlined under the terms in the purchase and sale agreement, subject to certain working capital adjustments. The transaction closed on July 29, 2011.

[Table of Contents](#)

Davis-Lynch, Inc.
Financial statements for the six months ended June 30, 2011
Index

[Balance Sheets](#)

[Statements of Operations](#)

[Statements of Changes in Stockholder's Equity](#)

[Statements of Cash Flows](#)

[Notes to Financial Statements](#)

Page

F-65

F-66

F-67

F-68

F-69

F-64

Davis-Lynch, LLC

Balance sheets

	June 30, 2011	December 31, 2010
	(Unaudited)	
ASSETS		
CURRENT ASSETS		
Cash and cash equivalents	\$ 71,903,646	\$ 81,642,230
Accounts receivable—trade, net	21,552,415	19,865,005
Inventory, net	31,594,469	25,044,231
Prepaid expenses and other assets	41,280	288,959
TOTAL CURRENT ASSETS	125,091,810	126,840,425
PROPERTY AND EQUIPMENT, net	887,979	1,041,298
TOTAL ASSETS	\$ 125,979,789	\$ 127,881,723
LIABILITIES AND STOCKHOLDER'S EQUITY		
CURRENT LIABILITIES		
Accounts payable, trade	\$ 2,067,177	\$ 4,163,096
Accrued expenses and other liabilities	4,472,862	3,236,188
TOTAL CURRENT LIABILITIES	6,540,039	7,399,284
TOTAL LIABILITIES	6,540,039	7,399,284
COMMITMENTS AND CONTINGENCIES (Note E)		
STOCKHOLDER'S EQUITY		
Common stock; \$1 par value; 240,000 shares authorized, issued and outstanding	240,000	240,000
Retained earnings	119,199,750	120,242,439
TOTAL STOCKHOLDER'S EQUITY	119,439,750	120,482,439
TOTAL LIABILITIES AND STOCKHOLDER'S EQUITY	\$ 125,979,789	\$ 127,881,723

See accompanying notes to unaudited financial statements.

Davis-Lynch, LLC

Statements of operations

(Unaudited)

	Three months ended		Six months ended	
	June 30,		June 30,	
	2011	2010	2011	2010
NET SALES	\$ 26,447,304	\$ 22,750,235	\$ 50,353,477	\$ 39,699,511
COST OF SALES	10,545,532	8,609,062	19,393,377	14,664,447
GROSS PROFIT	15,901,772	14,141,173	30,960,100	25,035,064
SELLING, GENERAL AND ADMINISTRATIVE EXPENSES	3,437,077	4,751,250	6,186,204	6,445,339
OPERATING INCOME	12,464,695	9,389,923	24,773,896	18,589,725
OTHER INCOME				
Interest income	96,217	74,659	189,102	135,856
Other income	—	—	—	2,000,000
Other, net	56,556	34,218	112,359	56,991
TOTAL OTHER INCOME	152,773	108,877	301,461	2,192,847
NET INCOME BEFORE INCOME TAX EXPENSE	12,617,468	9,498,800	25,075,357	20,782,572
INCOME TAX EXPENSE	(120,000)	(45,568)	(238,367)	(65,568)
NET INCOME	\$ 12,497,468	\$ 9,453,232	\$ 24,836,990	\$ 20,717,004

See accompanying notes to unaudited financial statements.

Davis-Lynch, LLC
Statements of changes in stockholder's equity
Six months ended June 30, 2011

	Common stock		Retained earnings		Total stockholder's equity
Balance, January 1, 2011	\$	240,000	\$	120,242,439	\$ 120,482,439
Dividend (<i>unaudited</i>)		—		(25,879,679)	(25,879,679)
Net income (<i>unaudited</i>)		—		24,836,990	24,836,990
Balance, June 30, 2011 (<i>unaudited</i>)	\$	240,000	\$	119,199,750	\$ 119,439,750

See accompanying notes to unaudited financial statements.

Davis-Lynch, LLC
Statements of cash flows
(Unaudited)

	Six months ended June 30,	
	2011	2010
CASH FLOWS FROM OPERATING ACTIVITIES		
Net income	\$ 24,836,990	\$ 20,717,004
Adjustment to reconcile net income to net cash provided by operating activities:		
Depreciation	169,656	210,267
Provision for inventory obsolescence	(158,909)	2,659,790
Gain on sale of property and equipment	(18,322)	—
Changes in operating assets and liabilities:		
Accounts receivable, trade	(1,687,410)	(6,079,655)
Inventories	(6,391,329)	(892,025)
Prepaid expenses and other assets	247,679	255,460
Accounts payable, trade	(2,095,919)	(1,806,651)
Accrued expenses and other liabilities	1,236,674	875,786
NET CASH PROVIDED BY OPERATING ACTIVITIES	16,139,110	15,939,976
CASH FLOWS FROM INVESTING ACTIVITIES		
Proceeds from sale of property and equipment	20,675	—
Purchases of property and equipment	(18,690)	(50,144)
NET CASH PROVIDED BY (USED IN) INVESTING ACTIVITIES	1,985	(50,144)
CASH FLOW FROM FINANCING ACTIVITIES		
Payment of dividends	(25,879,679)	—
NET CASH USED IN FINANCING ACTIVITIES	(25,879,679)	—
NET (DECREASE) INCREASE IN CASH AND CASH EQUIVALENTS	(9,738,584)	15,889,832
CASH AND CASH EQUIVALENTS, beginning of period	81,642,230	53,518,507
CASH AND CASH EQUIVALENTS, end of period	\$ 71,903,646	\$ 69,408,339
SUPPLEMENTAL DISCLOSURES:		
State taxes paid	\$ 1,679,445	\$ 157,412

See accompanying notes to unaudited financial statements.

Davis-Lynch, Inc.

Notes to financial statements

Note A—Organization and nature of business

Davis-Lynch, LLC (the "Company") is a Subchapter S Corporation that converted to a limited liability company on June 23, 2011. The Company was formed in 1947 and is privately and wholly owned by Carl A. Davis, President. The Company's line of business includes designing, manufacturing, and marketing cementing equipment with operations solely in the United States. The Company operates in one segment. It sells its products primarily in the United States and through distributors in certain foreign geographic areas such as the Middle East, Africa, and South America. Originally a manufacturer of float equipment, the Company has expanded its product line to include a full line of centralizers and primary cementing aids, multi-purpose float collars, stage cementing tools, inner-string cementing tools, inflatable packers, flotation collars, cementing plugs, fill and circulate tools for running casing, casing hangers and drive pipe landing rings, as well as surge reduction equipment. The Company's headquarters are located in Pearland, Texas. The financial statements have been prepared in the accrual basis of accounting principles in the United States of America.

The unaudited financial statements contained herein include all adjustments which are, in the opinion of management, necessary to provide a fair presentation of the financial condition and results of operations for the periods presented. All such adjustments are of a normal recurring nature. Certain information and footnote disclosures normally included in financial statements prepared in accordance with accounting principles generally accepted in the United States have been condensed or omitted in these financial statements. These financial statements should be read in conjunction with the financial statements and notes included in the Company's latest audited financial statements as of December 31, 2010 and each of the three years ended December 31, 2010. The results of operations as of June 30, 2011 and for the six-month periods ended June 30, 2011 and 2010 are not necessarily indicative of the results to be expected for the full years ending December 31, 2011 and 2010.

Note B—Summary of significant accounting policies

Cash and cash equivalents: For purposes of the statements of cash flows, cash and cash equivalents consists of cash in banks, money market funds, and certificates of deposit with original maturities of three months or less.

Allowance for doubtful accounts: Earnings are charged with a provision for doubtful accounts based upon a current review of the collectability of accounts from customers. Accounts deemed uncollectible are applied against the allowance for doubtful accounts. Accounts receivable, trade was net of an allowance for doubtful accounts of \$1,055,817 at June 30, 2011 and December 31, 2010. Bad debt expense totaled \$0 for the three months ended June 30, 2011 and 2010, and \$0 for the six months ended June 30, 2011, and 2010.

Inventory: Inventories are stated at the lower of cost or market value using an average standard cost. Cost is determined using standard cost, which approximates average cost, and includes the application of related direct labor and overhead. The Company periodically evaluates the components comprising its inventories and reviews for items that have not been utilized over a certain period of time based on current products in production, physical condition, and future applicability to be utilized in production to determine its obsolescence reserve.

[Table of Contents](#)

Inventories consist of the following:

		June 30, 2011		December 31, 2010
		(Unaudited)		
Raw material	\$	11,015,383	\$	8,502,006
Work-in-process		11,574,594		9,317,852
Finished goods		14,476,041		12,854,831
		37,066,018		30,674,689
Less: obsolescence reserve		(5,471,549)		(5,630,458)
Inventory, net	\$	31,594,469	\$	25,044,231

Property and equipment: Property and equipment are stated at cost. Depreciation is computed over the estimated useful lives of the related assets using the straight-line method. Maintenance and repairs are charged to expense as incurred and significant renewals and betterments are capitalized. The cost and related accumulated depreciation of assets retired or otherwise disposed of are eliminated from the accounts, and any resulting gains or losses are recognized in operations in the year of disposal.

Property and equipment, net and related accumulated depreciation consist of the following:

	Estimated useful life	June 30, 2011	December 31, 2010
			(Unaudited)
Autos	3-20 years	\$ 429,464	\$ 440,544
Forklifts	3-10 years	321,033	321,033
Machinery and equipment	7-30 years	7,642,423	7,703,908
Leasehold improvements		2,314,447	2,314,447
		10,707,367	10,779,932
Less: accumulated depreciation and amortization		(9,819,388)	(9,738,634)
Property and equipment, net		\$ 887,979	\$ 1,041,298

Depreciation expense related to property and equipment were \$64,522 and \$60,441 for the three months ended June 30, 2011 and 2010, respectively, and \$169,656 and \$210,268 for the six months ended June 30, 2011 and 2010, respectively. For the three months ended June 30, 2011, and 2010, \$59,964 and \$54,944, respectively, of depreciation expense is included in "cost of sales" and \$4,558 and \$5,497, respectively, is included in "selling, general, and administrative expenses" in the accompanying statements of operations. For the six months ended June 30, 2011, and 2010, \$154,416 and \$188,905, respectively, of depreciation expense is included in "cost of sales" and \$15,240 and \$21,363, respectively, is included in "selling, general and administrative expenses" in the accompanying statement of operations. Repairs and maintenance expense was \$118,482 and \$96,139 for the three months ended June 30, 2011 and 2010, respectively, and \$253,486 and \$135,725 for the six months ended June 30, 2011 and 2010, respectively.

Impairment of long-lived assets: The Company reviews the recoverability of its long-lived assets, such as plant, property and equipment, when events or changes in circumstances occur that indicate the carrying value of the asset or asset group may not be recoverable and the expected future pre-tax cash flows (undiscounted) to be generated by those assets are less than the carrying value of the assets. In such case, the impairment loss would be equal to the amount by

[Table of Contents](#)

which the carrying value exceeds estimated fair market value of the related assets. Long-lived assets are reviewed for impairment at the individual asset or the asset group level for which the lowest level of independent cash flows can be identified.

Income taxes: On June 23, 2011, the Company converted from a Subchapter S Corporation to a Limited Liability Company. As a Limited Liability Company, there is no provision for federal income taxes reflected in the financial statements as the Company is not subject to federal income taxes. Earnings flow through to the owner's personal income tax return.

Effective January 1, 2009, the Company adopted guidance in Accounting Standards Codification ("ASC") Topic 740 (ASC 740), *Income Taxes*, for the accounting for the uncertainty in income taxes. The guidance clarifies the accounting for income taxes by prescribing the minimum recognition threshold an income tax position is required to meet before being recognized in the financial statements and applies to all income tax positions. Each income tax position is assessed using a two step process. A determination is made as to whether it is more likely than not that the income tax position will be sustained, based upon technical merits, upon examination by the taxing authorities. If the income tax position is expected to meet the more likely than not criteria, the benefit recorded in the financial statements equals the largest amount that is greater than 50% likely to be realized upon its ultimate settlement.

The adoption of this guidance did not impact the Company's financial position, results of operations, or cash flows as the income tax positions taken by the Company for any years open under the various statute of limitations is that the Company continues to be exempt from federal income taxes by virtue of its pass through status and that federal income tax is attributable to its owner. Management believes that this tax position meets the more likely than not threshold and accordingly, the tax benefit of this income tax position (no federal income tax expense or liability) has been recognized for any period presented.

The Company records income tax related interest and penalties as a component of the provision for income taxes. For the three months and six months ended June 30, 2011 and 2010, the Company recorded approximately \$0 of interest and \$0 in penalties related to state income taxes, respectively. The Company believes there is no tax positions taken or expected to be taken that would significantly increase or decrease unrecognized tax benefits within twelve months of the reporting date.

During 2010, the Company underwent a tax audit by the State of Louisiana (the "State"). As a result of this audit, it was determined the Company owed additional taxes totaling \$1,249,246, inclusive of interest and penalties, to the State. This amount was reflected in the December 31, 2010 financial statements and was subsequently paid in January 2011. No other state tax returns are currently under examination by state authorities. However, fiscal years 2007 and later remain subject to examination by the respective states in which the Company does business.

In May 2006, the State of Texas enacted a bill that replaced the existing state franchise tax with a margin tax. Effective January 1, 2007, the margin tax applies to legal entities conducting business in Texas, including previously non-taxable entities such as limited partnerships and limited liability partnerships. The margin tax is based on Texas sourced taxable margin. The tax is calculated by applying a tax rate to a base rate that considers both revenues and expenses and therefore has the characteristics of an income tax. As a result, the Company recorded \$61,200 and \$24,825 in estimated state income taxes for the three months ended June 30, 2011 and 2010, respectively, and \$122,400 and \$44,825 for the six months ended June 30, 2011 and 2010,

[Table of Contents](#)

respectively, that is solely attributable to the Texas margin tax and is included in "income tax expense" in the accompanying statements of operations. The Company also recorded \$58,800 and \$20,743 in state income taxes for the three months ended June 30, 2011 and 2010, respectively, and \$115,967 and \$20,743 for the six months ended June 30, 2011 and 2010, respectively, attributable to various other states in which the Company conducts business.

Concentrations of credit risk: Financial instruments that potentially subject the Company to credit risk are cash and cash equivalents and trade accounts receivable. The Company maintains cash balances in high credit quality financial institutions which at times may exceed federally insured limits. The Company monitors the financial condition of these institutions and has experienced no losses associated with these accounts. The Company extends credit to customers throughout the United States of America and certain foreign countries. The Company's allowance for doubtful accounts is based upon a current review of collectability for each customer taking into consideration current market conditions and other factors.

The Company's primary customers are in the energy industry. As such, the Company could be affected by events that affect this industry such as natural disasters, political unrest, terrorism, oil prices and domestic policies regarding energy related industries.

In October 2008, the Federal Deposit Insurance Corporation increased its insurance to \$250,000 per depositor, and to an unlimited amount for non-interest bearing accounts. The coverage increase, which is temporary, extends through December 31, 2013.

Revenue recognition: Revenue is recognized when products are shipped or services are performed.

Shipping and handling fees and costs: Shipping and handling fees, if billed to customers, are included in net sales. Shipping and handling costs are classified as cost of sales.

Use of estimates: The preparation of financial statements in conformity with accounting principles generally accepted in the United States of America requires management to make estimates and assumptions that affect the reported amounts of assets and liabilities and disclosure of contingent assets and liabilities at the date of the financial statements and the reported amounts of revenues and expenses during the reporting period. On an ongoing basis, the Company evaluates its estimates and assumptions, including those related to its allowance for doubtful accounts, inventory obsolescence, impairment for property and equipment and contingencies. Actual results could differ from these estimates.

Environmental remediation: The Company accounts for environmental remediation in accordance with ASC Topic 410, *Asset Retirement and Environmental Obligations*. In accordance with this guidance, liabilities are recorded when environmental assessments indicate that remediation efforts are probable and the costs can be reasonably estimated. Estimates of the liability are based upon currently available facts, existing technology and presently enacted laws and regulations, taking into consideration the likely effects of inflation and other societal and economic factors, and include estimates of associated legal costs.

Fair value of financial instruments: Financial instruments of the Company consist primarily of cash and cash equivalents, accounts receivable and accounts payable. The Company's management considers the carrying values of cash and cash equivalents, accounts receivable and accounts payable to be representative of their respective fair values because of their short-term nature.

[Table of Contents](#)

Recent accounting standards: In June 2011, the Financial Accounting Standards Board ("FASB") issued an update to ASC 220, *Presentation of Comprehensive Income*. This Accounting Standards Update ("ASU") provides that an entity that reports items of other comprehensive income has the option to present comprehensive income in either 1) a single statement that presents the components of net income and total net income, the components of other comprehensive income and total other comprehensive income, and a total for comprehensive income; or 2) a two-statement approach which presents the components of net income and total net income in a first statement, immediately followed by a financial statement that presents the components of other comprehensive income, a total for other comprehensive income, and a total for comprehensive income. The option in current GAAP that permits the presentation of other comprehensive income in the statement of changes in equity was eliminated. The guidance will be applied retrospectively and is effective for the Company for annual periods beginning on January 1, 2012. Early adoption is permitted. The adoption of this guidance will not have a material impact on the Company's financial statements.

In May 2011, the FASB issued an update to ASC 820, *Fair Value Measurements*. This ASU clarifies the application of certain fair value measurement requirements and requires, among other things, expanded disclosures for Level 3 fair value measurements and the categorization by level for items for which fair value is required to be disclosed in accordance with ASC 825, *Financial Instruments*. The guidance will be applied prospectively and is effective for the Company for annual periods beginning on January 1, 2012. Early adoption is not permitted. The adoption of this standard will not have an impact on the Company's financial statements.

In October 2009, the FASB issued an update to ASC 605, *Revenue Recognition*. This ASU allows companies to allocate consideration for qualified separate deliverables using the estimated selling price for both delivered and undelivered items when vendor-specific objective evidence or third-party evidence is unavailable. It also requires additional disclosures on the nature of multiple element arrangements, the types of deliverables under the arrangements, the general timing of their delivery, and significant factors and estimates used to determine estimated selling prices. The Company adopted this new guidance on January 1, 2011. Accordingly, the Company applies this guidance to transactions initiated or materially modified on or after January 1, 2011. The Company's adoption of this new guidance did not have an impact on its financial position, results of operations, cash flows or existing revenue recognition policies.

In December 2010, the FASB issued an update to ASC 805, *Business Combinations*. This ASU addressed the disclosure of comparative financial statements and expanded on the supplementary pro forma information for business combinations. The Company adopted this ASU prospectively for business combinations occurring on or after December 15, 2010.

[Table of Contents](#)

Note C—Accrued expenses and other liabilities

Accrued expenses consisted of the following:

		June 30, 2011 (Unaudited)		December 31, 2010
Sales tax payable	\$	165,774	\$	131,164
Customer credits		74,270		74,270
Accrued commissions		2,063,768		2,098,912
Accrued bonuses		642,000		—
Accrued royalties		1,242,538		527,842
Accrued state taxes		159,512		404,000
Accrued professional services		125,000		—
	\$	4,472,862	\$	3,236,188

Note D—Income taxes

The provision for income taxes as of June 30, 2011 and 2010 consists of the following (unaudited):

		Three months ended June 30,		Six months ended June 30,	
		2011	2010	2011	2010
Texas margin tax	\$	61,200	\$ 24,825	122,400	\$ 44,825
Other state income taxes		58,800	20,743	115,967	20,743
Total	\$	120,000	\$ 45,568	\$ 238,367	\$ 65,568

Note E—Commitments and contingencies

In 2009, an embezzlement scheme totaling approximately \$15 million was discovered by the Company, whereby former employees had submitted fraudulent invoices for payments for over a decade. The fraud came to light during a two month examination of the Company's accounting records. The Company hired a third party independent consultant to investigate this matter and to conduct the examination. The consultant has reported their findings to management of the Company, which has begun legal action against the defendants in Federal District Court. All amounts pertaining to this matter related to years prior to 2010. In 2010, the Company was awarded summary judgment, no amounts have been received, and no receivable has been recorded by the Company at June 30, 2011. The Company intends to vigorously pursue this matter.

In January 2010, a favorable settlement was reached in a patent infringement lawsuit whereby the Company was the plaintiff. Terms of the settlement were not disclosed, but the defendant will pay a 10% royalty on future sales of the products included in the lawsuit. The Company recognized royalty income of \$88,936 and \$396,793 related to this settlement in the six months ended June 30, 2011 and 2010, respectively.

The Company is involved in various disputes arising in the ordinary course of business. Management does not believe the outcome of these disputes will have a material adverse effect on the Company's financial position, results of operations or cash flows.

[Table of Contents](#)

The Company leases certain equipment and office and manufacturing space under non-cancelable operating leases which expire at various dates through 2010 and now are month to month in nature. Total rental expense for the three months ended June 30, 2011, and 2010, were both approximately \$59,000, and approximately \$118,000 for both the six months ended June 30, 2011 and 2010, respectively.

The Company has various standby letters of credit with a financial institution up to a total commitment limit of \$3,000,000 of which approximately \$2,645,675 was utilized at June 30, 2011. The letters of credit expire through November 2011, and support certain international operations.

Note F—Related party transactions

The Company leases land from a related party. Total rent expense was approximately \$30,000 for both the three months ended June 30, 2011, and 2010, and approximately \$60,000 for both the six months ended June 30, 2011 and 2010.

For the three months ended June 30, 2011 and 2010, the Company purchased supplies and materials from a related party which totaled approximately \$79,000 and \$63,000, respectively, and approximately \$158,000 and \$125,000 for the six months ended June 30, 2011 and 2010, respectively.

The Company utilizes a staffing company that is a related party. Total expense for the three months ended June 30, 2011 and 2010 was approximately \$3,600,000 and \$0, respectively, and approximately \$6,896,000 and \$0 for the six months ended June 30, 2011 and 2010, respectively.

Note G—Risk and uncertainties

The current downturn in the United States economy, and any economic slowdown in future periods, could adversely affect the Company in ways that cannot be predicted. During times of economic slowdown, the Company's customers may reduce their capital expenditures and defer or cancel pending orders. Such developments occur even among customers that are not experiencing financial difficulties. These deferrals or cancelling of capital expenditures could directly impact the demand for the Company's products and services. Additionally, bankruptcies or financial difficulties among the Company's customers could reduce its cash flows and adversely impact liquidity and profitability.

Note H—Subsequent events

The Company has evaluated all events subsequent from the balance sheet date of June 30, 2011 through August 29, 2011, and noted no subsequent events that would require recognition or disclosure in the financial statements, other than those items disclosed herein and below.

On June 25, 2011, Forum Energy Technologies, Inc. entered into an agreement to purchase the Company for cash, as outlined under the terms in the purchase and sale agreement, subject to certain working capital adjustments. The transaction closed on July 29, 2011.

Glossary

Selected industry terms

The following industry terms defined in this section are used throughout this prospectus:

Bbl. One stock tank barrel of 42 U.S. gallons liquid volume, used herein in reference to crude oil, condensate or natural gas liquids.

Blowout preventer (BOP). A large valve at the top of a well that may be closed to regain control of a reservoir if the drilling crew or other wellsite personnel lose control of formation fluids.

Bottomhole assembly. The lower end of a drill string composed of specialized components including the drill bit.

Casing. Large-diameter pipe lowered into an openhole wellbore and cemented in place.

Catwalk. The ramp at the side of the drilling rig where tubulars are laid to be lifted to the drill floor.

Choke. A device incorporating an orifice that is used to control fluid flow rate or downstream system pressure.

Coiled tubing. A long, continuous length of pipe wound on a spool. The pipe is straightened prior to pushing into a wellbore and recoiled to spool the pipe back onto the transport and storage spool.

Drilling rig. The machine used to drill a wellbore.

Drill bit. Tool attached to the bottom of a drill string that serves as the cutting or boring element used to drill the wellbore.

Drill floor. The elevated platform where the majority of activity by a drilling rig crew occurs during drilling operations, including make-up and breakout of tubulars and supervision and monitoring of the drilling process.

Drill pipe. Heavy tubular steel conduit fitted with special threaded ends called tool joints. The drill pipe connects the surface equipment with the bottomhole assembly, both to pump drilling fluid to the drill bit and to raise, lower and rotate the bottomhole assembly.

Drill string. The combination of the drillpipe and the bottomhole assembly.

Elevator. A set of clamps that grip tubulars so that the tubulars can be raised or lowered into the wellbore.

Flatpacks. A method of encapsulating downhole control lines and electrical conduit material so as to protect against damage caused by pressure or temperature.

Flow Equipment. The high pressure tubulars, piping, joints, valves, manifolds, fittings, assemblies, and other pressure control products used in the well stimulation process. Flow equipment also commonly refers to all of the pressure control products that connect the hydraulic fracturing pressure pump to the top of the well, and serves as the conduit through which the fracturing fluids travel.

[Table of Contents](#)

Hydrocarbon. A naturally occurring organic compound comprising hydrogen and carbon. Hydrocarbons can be as simple as methane, but many are highly complex molecules, and can occur as gases, liquids or solids. Petroleum is a complex mixture of hydrocarbons. The most common hydrocarbons are natural gas, oil and coal.

Iron roughneck. Machine on drill floor used to make-up or breakout tubulars.

Landing String. A long string of drill pipe used to lower blowout preventer stacks and casing strings to the ocean floor from an offshore drilling rig.

Lease Automatic Custody Transfer (LACT) Unit. Measurement systems used in the ownership transfer of crude oil and petroleum products from the well site to trucks, pipelines or storage tanks.

Make-up and breakout. Process of spinning and torquing when connecting and disconnecting tubulars.

Manifold. An arrangement of piping, valves and chokes designed to control, distribute and often monitor fluid flow. Manifolds are often configured for specific functions, such as a choke and kill manifold used in well-control operations and a squeeze manifold used in squeeze-cementing work.

Mcf. One thousand cubic feet of natural gas.

Mud Pump. A large reciprocating pump used to circulate the drilling fluid on a drilling rig.

Mousehole. Shallow bores under the drill floor, usually lined with pipe, in which joints of drill pipe are temporarily suspended for later connection to the drill string.

Pick-up and lay-down. Pipe handling systems that consist of truck mounted units that raise and lower tubulars to and from the drill floor. Pick-up and lay-down operations are typically conducted by specialized service company crews.

Pipe handling. Equipment used to move and connect tubulars.

Rotary table. Machine embedded into drill floor used to rotate the drill string.

Slips. Wedge-shaped pieces of metal with gripping elements that are used to hold tubulars in place or to prevent tubulars from slipping down into the wellbore.

Tongs. Large wrenches used for torquing when making-up or breaking-out tubulars.

Top Drive. Machine used to rotate the drill string by attaching to the top of the drillpipe without the use of the rotary table.

Tubing. String of pipe set inside the well casing, through which a reservoir's oil or natural gas is produced.

Tubulars. Drill pipe, casing, tubing, or other piping placed in the wellbore.

Wellbore. The physical conduit from surface into the hydrocarbon reservoir.

Wireline. A general term used to describe well-intervention operations conducted using single-strand or multistrand wire or cable for intervention in oil or gas wells.

[Table of Contents](#)

Definitions of categories used in revenue split analysis

Phase of well life driver. This revenue split is intended to answer the question, "What phase in the development process of oil or natural gas reserves drives the need for our product or related service?"

- *Subsea*—includes products and related services used in or directly supporting subsea operations
- *Drilling Capital Equipment*—includes items on the rig, drill string, and items supporting drilling activities that are defined as capital equipment (see below)
- *Drilling Consumable Products*—includes items on the rig, drill string, and items supporting drilling activities that are defined as consumable, aftermarket or rental items (see below)
- *Well Construction & Completion*—includes items or activities downhole used to construct and complete the well before production comes online
- *Well Stimulation & Intervention*—includes products or related services located on the surface that are used in the stimulation, workover or intervention processes
- *Production*—includes equipment, products or related activities involved after the resource begins producing, to maintain, process or enhance production
- *Infrastructure*—includes surface infrastructure items related to or used in pre-drilling field development, pipeline operation or construction, midstream processing, refining, petrochemical processing, or in other general processing industries
- All others

Geographic exposure. This revenue split is intended to answer the question, "Where is the activity that is driving our business, when estimated by product shipment destination?"

- *United States*—includes items delivered or related services provided in the United States of America or surrounding waters
- *Canada*—includes items delivered or related services provided in Canada
- *Europe*—includes items delivered or related services provided in Europe or surrounding waters
- *Far East*—includes items delivered or related services provided in Australasia or surrounding waters
- *Other*—includes items delivered or related services provided everywhere else in the world

Land versus offshore. This revenue split is intended to answer the question, "Is the activity that is driving our revenue related to land or offshore activity?"

- *Land*—includes items delivered or related services provided on land
- *Offshore*—includes items delivered or related services provided on water

Product Spend cycle. This revenue split is intended to answer the question, "From our customers' perspective, what type of spending is driving our revenue?"

- *Capital products*—includes items and related services that are additive to the industry's capacity; and/or used in major capital refurbishment or expansion projects of major processing facilities; and/or are expected to last at least 5 years. Our customers often, although not exclusively, procure these items and related services from their capital expenditure budgets.

[Table of Contents](#)

- *Consumables, spare parts and aftermarket*—includes items and related services that are consumed during the operation of other, often larger pieces of equipment or products; spare parts used to maintain other equipment; aftermarket service and parts used to maintain, refurbish, or recertify other equipment. Our customers often, although not always, procure these items and related services from their operating budgets. These products or related services are also often not discretionary in nature.
- *Rental*—includes all revenue generated by products that are rented to our customers
- *Other*—includes all items or related services that generates revenue from other types of spending

15,789,472 shares



Common stock

Prospectus

**J.P. Morgan
BofA Merrill Lynch
Credit Suisse
Citigroup
Deutsche Bank Securities
Simmons & Company International
Tudor, Pickering, Holt & Co.
Capital One Southcoast
Dahlman Rose & Company
FBR
Howard Weil Incorporated
Johnson Rice & Company L.L.C.**

, 2012

You should rely only on the information contained in this prospectus and any free writing prospectus prepared by or on behalf of us or to which we have referred you. Neither we nor the selling stockholders have authorized anyone to provide you with information different from that contained in this prospectus and any free writing prospectus. We and the selling stockholders are offering to sell shares of common stock and seeking offers to buy shares of common stock only in jurisdictions where offers and sales are permitted. The information in this prospectus is accurate only as of the date of this prospectus, regardless of the time of delivery of this prospectus or any sale of the common stock.

No action is being taken in any jurisdiction outside the United States to permit a public offering of the common stock or possession or distribution of this prospectus in that jurisdiction. Persons who come into possession of this prospectus in jurisdictions outside the United States are required to inform themselves about and to observe any restrictions as to this offering and the distribution of this prospectus applicable to that jurisdiction.

Until , 2012, all dealers that buy, sell or trade our common stock, whether or not participating in this offering, may be required to deliver a prospectus. This requirement is in addition to the dealers' obligation to deliver a prospectus when acting as underwriters and with respect to their unsold allotments or subscriptions.

Part II

Information not required in prospectus

Item 13. Other expenses of issuance and distribution

The following table sets forth an itemized statement of the amounts of all expenses (excluding underwriting discounts and commissions) payable by us and the selling stockholders in connection with the registration of the common stock offered hereby. With the exception of the Registration Fee, FINRA Filing Fee and New York Stock Exchange listing fee), the amounts set forth below are estimates. The selling stockholders are expected to pay approximately \$1 million of such expenses.

SEC Registration Fee	\$	190,000
FINRA Filing Fee	\$	40,000
New York Stock Exchange listing fee	\$	100,000
Accountants' fees and expenses	\$	1,200,000
Legal fees and expenses	\$	1,300,000
Printing and engraving expenses	\$	450,000
Transfer agent and registrar fees	\$	4,000
Miscellaneous	\$	216,000
Total	\$	3,500,000

Item 14. Indemnification of directors and officers

Our amended and restated certificate of incorporation provides that a director will not be liable to the corporation or its stockholders for monetary damages to the fullest extent permitted by the DGCL. In addition, if the DGCL is amended to authorize the further elimination or limitation of the liability of directors, then the liability of a director of the corporation, in addition to the limitation on personal liability provided for in our certificate of incorporation, will be limited to the fullest extent permitted by the amended DGCL. Our amended and restated bylaws will provide that the corporation will indemnify, and advance expenses to, any officer or director to the fullest extent authorized by the DGCL.

Section 145 of the DGCL provides that a corporation may indemnify directors and officers as well as other employees and individuals against expenses, including attorneys' fees, judgments, fines and amounts paid in settlement in connection with specified actions, suits and proceedings whether civil, criminal, administrative, or investigative, other than a derivative action by or in the right of the corporation, if they acted in good faith and in a manner they reasonably believed to be in or not opposed to the best interests of the corporation and, with respect to any criminal action or proceeding, had no reasonable cause to believe their conduct was unlawful. A similar standard is applicable in the case of derivative actions, except that indemnification extends only to expenses, including attorneys' fees, incurred in connection with the defense or settlement of such action and the statute requires court approval before there can be any indemnification where the person seeking indemnification has been found liable to the corporation. The statute provides that it is not exclusive of other indemnification that may be granted by a corporation's certificate of incorporation, bylaws, disinterested director vote, stockholder vote, agreement or otherwise.

Our amended and restated certificate of incorporation also contains indemnification rights for our directors and our officers. Specifically, our amended and restated certificate of

[Table of Contents](#)

incorporation provides that we shall indemnify our officers and directors to the fullest extent authorized by the DGCL. Further, we may maintain insurance on behalf of our officers and directors against expense, liability or loss asserted incurred by them in their capacities as officers and directors.

We have obtained directors' and officers' insurance to cover our directors, officers and some of our employees for certain liabilities.

Each of our current and former directors and officers and that of Allied, Global Flow, Triton and Subsea and their respective subsidiaries, as applicable, are indemnified pursuant to an indemnification agreement and to the fullest extent possible under law against all losses pertaining to certain actions taken by them, or failures to act, while serving in those capacities before the Combination. For six years after the Combination, we will honor all rights to indemnification under our charter and that of the Allied Charter, the Global Flow Charter, the Triton LLC Agreement and the Subsea Charter, and any our indemnification agreements or that of Allied, Global Flow, Triton and Subsea existing in favor of any of our current or former directors or officers or that of Allied, Global Flow, Triton and Subsea arising from any act or omission occurring prior to the closing of the Combination. Pursuant to these proposed agreements, if an officer or director makes a claim of indemnification to us, either a majority of the independent directors or independent legal counsel selected by the independent directors must review the relevant facts and make a determination whether the officer or director has met the standards of conduct under Delaware law that would permit (under Delaware law) and require (under the indemnification agreement) us to indemnify the officer or director.

Item 15. Recent sales of unregistered securities.

During the past three years, we have issued unregistered securities to a limited number of persons, as described below. None of these transactions involved any underwriters, underwriting discounts or commissions or any public offering, and we believe that each of these transactions was exempt from the registration requirements pursuant to Section 4(2) of the Securities Act, Regulation D or Regulation S promulgated thereunder or Rule 701 of the Securities Act. The recipients of these securities represented their intention to acquire the securities for investment only and not with a view to or for sale in connection with any distribution thereof, and appropriate legends were affixed to the share certificates and instruments issued in these transactions. All share and price information included in this section reflects the impact of the split of our common stock previously described in the section titled "Stock split."

On August 2, 2010, we completed the Combination, through which FOT, Global Flow, Triton, Allied and Subsea were combined. In the Combination, FOT became the parent company and was renamed Forum Energy Technologies, Inc., all of the outstanding shares held by each of the former Allied shareholders in Allied were acquired in exchange for 2,853,033 of our shares, all of the outstanding shares held by each of the former Global Flow shareholders in Global Flow were acquired in exchange for 6,782,877 of our shares, all of the outstanding shares held by each of the former Triton unitholders in Triton were acquired in exchange for 10,479,843 of our shares and all of the outstanding shares held by each of the former Subsea shareholders in Subsea were acquired in exchange for 3,358,157 of our shares.

[Table of Contents](#)

The following table sets forth information on the restricted stock awards issued by us and common stock issued pursuant to the exercise of stock options in the three years preceding the filing of this registration statement.

Person or class of person	Date of issuance/option exercise	Total shares of restricted stock	Common stock issued pursuant to options/warrants exercises	Total consideration
FOT Directors	September 15, 2009	46,176		*
FOT Employee	December 22, 2009		22,459 \$	75,875
FOT Employee	March 31, 2010	11,100		*
Former Holders of Triton Management Units**	August 2, 2010	53,539		*
FET Executive Officer	October 25, 2010	65,120		*
FET Executive Officer	November 1, 2010	97,606		*
FOT Director	November 17, 2010		18,500 \$	100,000
FET Executive Officer	November 29, 2010	15,947		*
FET Employees	March 28, 2011	30,229		*
FET Director	March 31, 2011	3,145		25,114 \$
FET Employee	May 18, 2011		18,500 \$	50,580
FET Employees	May 19, 2011		3,108 \$	12,180
FET Executive Officer	May 19, 2011		18,500 \$	100,000
FET Employees	July 1, 2011	10,619		*
FOT Employee	July 19, 2011		5,365 \$	42,525
FOT Employee	August 12, 2011		70,189 \$	275,065
FOT Employee	August 16, 2011		4,625 \$	28,125
FOT Employee	August 17, 2011		1,850 \$	12,732.25
FET Employees	September 8, 2011		8,325 \$	52,500
Former FOT Director	October 21, 2011		15,725 \$	85,000
FET Director	October 24, 2011		3,256 \$	25,018
FET Employee	November 10, 2011		12,321 \$	66,600
FET Employee	November 15, 2011		3,700 \$	20,000
FET Employee	November 16, 2011		14,800 \$	90,000
FET Employee	November 17, 2011		5,550 \$	30,000
FET Employees	November 18, 2011		21,571 \$	116,600
FET Employee	November 30, 2011		11,100 \$	60,000
Former FOT Director	November 30, 2011		22,200 \$	120,000
FET Employee	December 1, 2011		7,400 \$	40,000
FET Executive Officer	December 6, 2011	7,141		*
FET Employees	December 7, 2011	18,241		*
FET Employee	December 21, 2011		12,358 \$	66,800
FET Employee	December 31, 2011		1,369 \$	11,840
Former FET Employee	January 6, 2012		5,106 \$	39,232
FET Shareholder	January 12, 2012		2,886 \$	24,137
FET Director	January 31, 2012		30,821 \$	499,800
FET Employee	January 31, 2012		5,920 \$	32,000
FET Employee	February 1, 2012	2,590		*
FET Employee	February 15, 2012		18,500 \$	100,000
FET Employee	February 18, 2012	4,255		*

* No cash consideration was paid to us by any recipient of any restricted stock award.

** In connection with the Combination, we issued 53,539 shares of our restricted stock to former holders of Triton management units.

[Table of Contents](#)

The following table sets forth information on the stock options issued by us in the three years preceding the filing of this registration statement.

Date of issuance	Number of options granted		Grant date exercise price (\$/sh)
September 9, 2010	39,072	\$	7.68
October 4, 2010	25,900	\$	7.68
October 18, 2010	12,950	\$	7.68
October 25, 2010	222,000	\$	7.68
November 29, 2010	21,053	\$	7.68
February 4, 2011	37,000	\$	9.19
February 22, 2011	18,500	\$	9.19
February 24, 2011	9,361	\$	10.68
March 28, 2011	38,665	\$	10.68
May 2, 2011	22,200	\$	10.68
May 16, 2011	3,700	\$	10.68
May 17, 2011	9,250	\$	10.68
June 6, 2011	22,200	\$	13.86
July 1, 2011	11,914	\$	13.86
July 8, 2011	59,200	\$	13.86
July 18, 2011	33,300	\$	15.27
August 17, 2011	22,792	\$	15.35
August 22, 2011	14,800	\$	15.35
November 14, 2011	7,400	\$	15.35
December 2, 2011	33,300	\$	15.35
December 7, 2011	33,818	\$	15.35
January 23, 2012	14,800	\$	16.22
January 31, 2012	6,179	\$	16.22
February 1, 2012	3,330	\$	16.22
February 18, 2012	4,995	\$	17.86

No cash consideration was paid to us by any recipient of any of the foregoing options for the grant of such options. All of the stock options described above issued prior to the Combination, August 2, 2010, were granted under the Forum Oilfield Technologies, Inc. 2005 Stock Incentive Plan, or Prior Plan, to the officers, employees and consultants of FOT. In connection with the Combination, we amended and restated the Prior Plan to change, among other things, the name of the plan to the Forum Energy Technologies, Inc. 2010 Stock Incentive Plan, or 2010 Plan. At the time of the Combination, both vested and unvested stock options of Allied, Global Flow and Subsea outstanding under a Pre-Combination Equity Plan were converted into an option under the 2010 Plan to acquire the number of shares of our common stock that resulted from multiplying the applicable exchange ratio by the number of shares still subject to the original award. Because Triton's management units were not convertible into our options, at the time of the Combination, holders of those management units were granted options under the 2010 Plan to purchase 418,618 shares of common stock. All of the stock options described above issued on or after the Combination were granted under the 2010 Plan to our officers, employees and consultants.

In connection with the Combination and pursuant to a subscription agreement dated August 20, 2010, we offered each of our stockholders who were accredited investors or non-U.S. persons (as such term is defined for purposes of the Securities Act) the opportunity to purchase shares of our common stock worth \$115 million in the aggregate, up to their pro-rata ownership of us. In connection with this subscription offer, 34 stockholders, including some of our executive officers and directors, subscribed to purchase 433,159 shares of our common stock in exchange for aggregate cash payments of \$3,328,183. In connection with the purchase of these shares of our common stock pursuant to the subscription agreement, we issued to those stockholders who

[Table of Contents](#)

purchased shares of our common stock a warrant to purchase additional shares of our common stock on the basis of one warrant share for every two shares purchased in the subscription offer, resulting in warrants issued to purchase an aggregate of 216,561 shares of our common stock. The warrants were exercisable upon their issuance and will remain exercisable until the date that is the 30 month anniversary following the consummation of this offering. The initial exercise price of the warrants was \$7.68 per share, and the exercise price increases by 0.5% of the then-current exercise price on the last day of each month following their original issuance. One of our directors exercised warrants to purchase 3,145 shares of our common stock on March 31, 2011, and one of our shareholders exercised warrants to purchase 2,886 shares of our common stock on January 12, 2012. For more information about these warrants, please see "Description of capital stock—Warrants" (in the prospectus included in this registration statement).

In connection with the Combination and pursuant to a subscription agreement dated August 2, 2010, each of SCF-VII, L.P., Sunray Capital and Messrs. Gaut and Connelly subscribed to purchase 6,507,412, 650,719, 455,507 and 39,035 shares of our common stock in exchange for a cash payment of \$49,999,788.04, \$4,999,808.23, \$3,499,894.19 and \$299,925.95, respectively. In connection with the purchase of these shares of our common stock pursuant to the Subscription Agreement, each of SCF-VII, L.P., Sunray Capital and Messrs. Gaut and Connelly received a warrant to purchase 3,253,706, 325,378, 227,772 and 19,536 shares of our common stock, respectively. Each of these warrants entitle the holder to purchase shares of our common stock at a purchase price per share of \$7.68, subject to a monthly increase of the then-current exercise price by 0.5%, and expire on the 30 month anniversary of the completion of this offering. For more information about these warrants, please see "Description of capital stock—Warrants" (in the prospectus included in this registration statement).

Pursuant to a subscription agreement dated October 25, 2010, Mr. McCulloch subscribed to purchase 260,295 shares of our common stock in exchange for a cash payment of \$1,999,980.

Pursuant to that certain Subscription Agreement dated November 18, 2010, Mr. Jones subscribed to purchase 97,606 shares of our common stock in exchange for a cash payment of \$749,957.

On January 31, 2011, we issued 1,295,000 shares of common stock to the former members of Wood Flowline Products, LLC as consideration for the WFP Acquisition.

On April 29, 2011, we issued 749,324 shares of common stock to the former members of Phoinix Global LLC as consideration for the Phoinix Acquisition.

On May 17, 2011, we issued 150,775 shares of restricted stock to former shareholders of Specialist ROV Tooling Services, Ltd. as consideration for the Specialist Acquisition.

On July 1, 2011, we issued 774,928 shares of common stock to the former unitholders of Cannon Services LP as consideration for the Cannon Acquisition.

On July 1, 2011, we issued 599,400 shares of common stock to the former shareholders of AMC Global Group Ltd. as consideration for the AMC Acquisition.

On July 1, 2011, we issued 216,339 restricted shares of common stock to a former shareholder and its affiliate of SVP Products Inc. as consideration for the SVP Acquisition.

Pursuant to a Subscription Agreement dated August 2, 2011 between Forum Energy Technologies, Inc. and Mr. John A. Carrig, Mr. Carrig subscribed to purchase 32,708 shares of our common stock in exchange for a cash payment of \$499,460.

[Table of Contents](#)

Pursuant to a Subscription Agreement dated August 3, 2011 between Forum Energy Technologies, Inc. and Ms. Evelyn M. Angelle, Ms. Angelle subscribed to purchase 6,512 shares of our common stock in exchange for a cash payment of \$99,440.

Pursuant to a Subscription Agreement dated December 2, 2011 between Forum Energy Technologies, Inc. and Mr. Pablo G. Mercado, Mr. Mercado subscribed to purchase 6,512 shares of our common stock in exchange for a cash payment of \$99,968.

The terms of the Subscription Agreement among Forum Energy Technologies, Inc., SCF-VII, L.P., Sunray Capital and Messrs. Gaut and Connelly also include an additional equity commitment by SCF, VII, L.P. to purchase an additional \$50.0 million of our shares of common stock on or before August 3, 2011. In June 2011, SCF-VII, L.P. purchased an additional 6,224,732 shares of our common stock pursuant to this equity commitment in exchange for a cash payment of \$50.0 million. In connection with the purchase of these shares, SCF-VII, L.P. also received a warrant to purchase 3,112,366 shares of our common stock pursuant to the Subscription Agreement.

Pursuant to the terms of those Subscription Agreements dated July 29, 2011 between Forum Energy Technologies, Inc. and certain shareholders of Davis-Lynch, such shareholders subscribed to purchase a total of 26,270 shares of our common stock in exchange for a cash payment of \$401,150.

Pursuant to a Subscription Agreement dated January 31, 2012 between Forum Energy Technologies, Inc. and Mr. Louis A. Raspino, Mr. Raspino subscribed to purchase 30,821 shares of our common stock in exchange for a cash payment of \$499,800.

Certain transactions, including (i) the issuance of shares to SCF, former Allied shareholders, former Global Flow shareholders, former Triton and former Subsea shareholders in connection with the Combination, (ii) certain of the above-described issuances of restricted stock and option grants to accredited investors, (iii) issuances of our common stock and warrants made pursuant to the Subscription Agreements described above and (iv) issuances of our common stock as consideration for acquisitions as described above were made in reliance upon the exemption from registration requirements of the Securities Act available under Section 4(2) of the Securities Act, Rule 506 of Regulation D and Regulation S. The recipients of the securities in these transactions represented that they were sophisticated persons and that they intended to acquire the securities for investment only and not with a view to, or for sale in connection with, any distribution thereof, and appropriate legends were affixed to the share certificates and instruments issued in such sales. We believe that the purchasers either received adequate information about us or had adequate access, through their relationships with us, to such information.

All other issuances of common stock described above either represent grants of restricted stock under, or were made pursuant to the exercise of stock options granted under, our Prior Plan or 2010 Plan to our officers, directors, employees and consultants in reliance upon an available exemption from the registration requirements of the Securities Act, including those contained in Rule 701 promulgated under Section 3(b) of the Securities Act. Among other things, we relied on the fact that, under Rule 701, companies that are not subject to the reporting requirements of Section 13 or Section 15(d) of the Exchange Act are exempt from registration under the Securities Act with respect to certain offers and sales of securities pursuant to "compensatory benefit plans" as defined under that rule. We believe that our Prior Plan and our 2010 Plan qualify as compensatory benefit plans.

[Table of Contents](#)

Item 16. Exhibits and financial statement schedules

(a) Exhibits

Exhibit number	Description
**1.1	Form of Underwriting Agreement
**†2.1	Combination Agreement dated July 16, 2010 by and among Forum Oilfield Technologies, Inc., Allied Production Services, Inc., Allied Merger Sub, LLC, Global Flow Technologies, Inc., Global Flow Merger Sub, LLC, Subsea Services International, Inc., Subsea Merger Sub, LLC, Triton Group Holdings LLC, Triton Merger Sub, LLC and SCF-VII, L.P.
**†2.2	Purchase and Sale Agreement among Davis-Lynch Holding Co., Inc., Carl A. Davis and Forum Energy Technologies, Inc., dated June 25, 2011
**3.1	Amended and Restated Bylaws of Forum Energy Technologies, Inc.
3.2	Third Amended and Restated Certificate of Incorporation of Forum Energy Technologies, Inc.
**3.3	Form of Second Amended and Restated Bylaws of Forum Energy Technologies, Inc.
**4.1	Form of Common Stock Certificate
**4.2	Amended and Restated Stockholders Agreement dated as of August 2, 2010 by and among the Company and certain of its stockholders, as amended
**4.3	Registration Rights Agreement dated as of August 2, 2010 by and among Forum Energy Technologies and the other parties thereto (included as Exhibit B to Exhibit 4.2)
5.1	Opinion of Vinson & Elkins L.L.P. as to the legality of the securities being registered
**10.1	Credit Agreement, dated as of August 2, 2010, among Forum Energy Technologies, Inc., as Borrower, Wells Fargo Bank, National Association, as Administrative Agent and Swing Line Lender, Wells Fargo Bank, National Association, JPMorgan Chase Bank, N.A. and Bank of America, N.A. and such other lenders designated from time to time as issuing lenders.
**†10.2	Employment Agreement dated as of August 2, 2010 between Forum Energy Technologies, Inc. and C. Christopher Gaut
**†10.3	Employment Agreement dated as of August 2, 2010 between Forum Energy Technologies, Inc. and Charles E. Jones
**†10.4	Employment Agreement dated as of August 2, 2010 between Forum Energy Technologies, Inc. and Wendell Brooks
**†10.5	Employment Agreement dated as of August 2, 2010 between Forum Energy Technologies, Inc. and James W. Harris
**†10.6	Employment Agreement dated as of October 25, 2010 between Forum Energy Technologies, Inc. and James L. McCulloch
**†10.7	Secondment Agreement dated as of August 2, 2010 by and among Forum Energy Technologies, L.E. Simmons & Associates, Inc. and W. Patrick Connelly
**†10.8	Indemnification Agreement dated as of August 2, 2010 between Forum Energy Technologies and C. Christopher Gaut

[Table of Contents](#)

Exhibit number	Description
**†10.9	Form of Indemnification Agreement between Forum Energy Technologies, Inc. and the executive officers identified on Annex A thereto
**†10.10	Form of Indemnification Agreement between Forum Energy Technologies and each of the non-SCF directors identified on Annex A thereto
**†10.11	Form of Indemnification Agreement between Forum Energy Technologies and each of the SCF directors identified on Annex A thereto
**†10.12	2011 Management Incentive Plan
**†10.13	Forum Energy Technologies, Inc. 2010 Stock Incentive Plan
**†10.14	Forum Energy Technologies, Inc. Severance Plan
**†10.15	Form of Restricted Stock Agreement
**†10.16	Form of Nonstatutory Stock Option Agreement (Employees)
**†10.17	Form of Nonstatutory Stock Option Agreement (Directors)
**10.18	Subscription Agreement dated July 16, 2010 by and among Forum Oilfield Technologies, Inc., SCF-VII, L.P., Sunray Capital, LP, C. Christopher Gaut and W. Patrick Connelly, as amended
**10.19	Subscription Agreement dated August 20, 2010 by and among Forum Energy Technologies, Inc. and the parties thereto (with attached schedule of parties thereto), as amended
**10.20	Form of Warrant Agreement (with attached schedule of parties thereto)
**10.21	Subscription Agreement dated October 25, 2010 between Forum Energy Technologies, Inc. and James L. McCulloch
**10.22	Subscription Agreement dated November 8, 2010 between Forum Energy Technologies, Inc. and Charles E. Jones
**10.23	Subscription Agreement dated August 2, 2011 between Forum Energy Technologies, Inc. and John A. Carrig
**10.24	Subscription Agreement dated August 3, 2011 between Forum Energy Technologies, Inc. and Evelyn Angelle
**†10.25	Subscription Agreement dated December 2, 2011 between Forum Energy Technologies, Inc. and Pablo Mercado
**†10.26	Subscription Agreement dated January 31, 2012 between Forum Energy Technologies, Inc. and Louis Raspino, Jr.
**10.27	Agreement and Amendment No. 1 to Credit Agreement, dated as of June 29, 2011, among Forum Energy Technologies, Inc., as Borrower, Wells Fargo Bank, National Association, as Administrative Agent and Swing Line Lender, Wells Fargo Bank, National Association, JPMorgan Chase Bank, N.A. and Bank of America, N.A. and such other lenders designated from time to time as issuing lenders
**10.28	Amended and Restated Credit Agreement, dated as of October 4, 2011, among Forum Energy Technologies, Inc., as Borrower, Wells Fargo Bank, National Association, as Administrative Agent and Swing Line Lender, Wells Fargo Bank, National Association, JPMorgan Chase Bank, N.A. and Bank of America, N.A. and such other lenders designated from time to time as issuing lenders.

[Table of Contents](#)

Exhibit

number	Description
10.29	Amendment No. 1 to Amended and Restated Credit Agreement, dated as of March 27, 2012, among Forum Energy Technologies, Inc., as Borrower, Wells Fargo Bank, National Association, as Administrative Agent and Swing Line Lender and Wells Fargo Bank, National Association, JPMorgan Chase Bank, N.A. and Bank of America, N.A. and such other lenders designated from time to time as issuing lenders.
10.30	Stock Purchase Agreement dated March 28, 2012 between Forum Energy Technologies, Inc. and Tinicum, L.P.
10.31	Letter Agreement dated March 28, 2012 between Forum Energy Technologies, Inc. and Tinicum, L.P.
**21.1	List of Subsidiaries of Forum Energy Technologies, Inc.
23.1	Consent of PricewaterhouseCoopers LLP (Forum Energy Technologies, Inc.)
23.2	Consent of Ernst & Young LLP (Allied Production Services, Inc.)
23.3	Consent of Pannell Kerr Forster of Texas, P.C. (Subsea Services International, Inc.)
23.4	Consent of Deloitte LLP (Triton Group Holdings LLC)
23.5	Consent of UHY LLP (Davis-Lynch, Inc.)
23.11	Consent of Vinson & Elkins L.L.P. (included as part of Exhibit 5.1 hereto)
24.1	Power of Attorney (included on the signature page of the initial filing of the registration statement)

* To be filed by amendment.

** Previously filed as part of the registration statement on Form S-1 (Registration No. 333-176603).

† Management contract or compensatory plan or arrangement.

†† Certain schedules and exhibits are not filed herewith in accordance with Item 601(b)(2) of Regulation S-K. Forum agrees to furnish supplementally a copy of any omitted schedule or exhibit to the Securities and Exchange Commission upon request.

Item 17. Undertakings

The undersigned registrant hereby undertakes to provide to the underwriters at the closing specified in the underwriting agreement certificates in such denominations and registered in such names as required by the underwriters to permit prompt delivery to each purchaser.

Insofar as indemnification for liabilities arising under the Securities Act may be permitted to directors, officers and controlling persons of the registrant pursuant to the foregoing provisions, or otherwise, the registrant has been advised that in the opinion of the Securities and Exchange Commission such indemnification is against public policy as expressed in the Securities Act and is, therefore, unenforceable. In the event that a claim for indemnification against such liabilities (other than the payment by the registrant of expenses incurred or paid by a director, officer or controlling person of the registrant in the successful defense of any action, suit or proceeding) is asserted by such director, officer or controlling person in connection with the securities being registered, the registrant will, unless in the opinion of its counsel the matter has been settled by controlling precedent, submit to a court of appropriate jurisdiction the question whether such indemnification by it is against public policy as expressed in the Securities Act and will be governed by the final adjudication of such issue.

[Table of Contents](#)

The undersigned registrant hereby undertakes that:

(1) For purposes of determining any liability under the Securities Act, the information omitted from the form of prospectus filed as part of this registration statement in reliance upon Rule 430A and contained in a form of prospectus filed by the registrant pursuant to Rule 424(b)(1) or (4) or 497(h) under the Securities Act shall be deemed to be part of this registration statement as of the time it was declared effective.

(2) For the purpose of determining any liability under the Securities Act, each post-effective amendment that contains a form of prospectus shall be deemed to be a new registration statement relating to the securities offered therein, and the offering of such securities at that time shall be deemed to be the initial bona fide offering thereof.

[Table of Contents](#)

Signatures

Pursuant to the requirements of the Securities Act of 1933, the registrant has duly caused this Registration Statement to be signed on its behalf by the undersigned, thereunto duly authorized, in the City of Houston, State of Texas, on March 29, 2012.

FORUM ENERGY TECHNOLOGIES, INC.

By: /s/ C. Christopher Gaut
C. Christopher Gaut
President, Chief Executive Officer and Chairman of the Board

Pursuant to the requirements of the Securities Act of 1933, as amended, this Registration Statement has been signed below by the following persons in the capacities and the dates indicated.

Signature	Title	Date
<u>/s/ C. Christopher Gaut</u> C. Christopher Gaut	President, Chief Executive Officer and Chairman of the Board (Principal Executive Officer)	March 29, 2012
<u>/s/ James W. Harris</u> James W. Harris	Senior Vice President and Chief Financial Officer (Principal Financial Officer and Principal Accounting Officer)	March 29, 2012
<u>*</u> Evelyn M. Angelle	Director	March 29, 2012
<u>*</u> David C. Baldwin	Director	March 29, 2012
<u>*</u> John A. Carrig	Director	March 29, 2012
<u>*</u> Michael McShane	Director	March 29, 2012
<u>*</u> Louis Raspino, Jr.	Director	March 29, 2012
<u>*</u> Franklin Myers	Director	March 29, 2012
<u>*</u> John Schmitz	Director	March 29, 2012
<u>*</u> Andrew L. Waite	Director	March 29, 2012

* By: /s/ C. Christopher Gaut
C. Christopher Gaut, Attorney-in-fact

Index to exhibits

Exhibit number	Description
**1.1	Form of Underwriting Agreement
**††2.1	Combination Agreement dated July 16, 2010 by and among Forum Oilfield Technologies, Inc., Allied Production Services, Inc., Allied Merger Sub, LLC, Global Flow Technologies, Inc., Global Flow Merger Sub, LLC, Subsea Services International, Inc., Subsea Merger Sub, LLC, Triton Group Holdings LLC, Triton Merger Sub, LLC and SCF-VII, L.P.
**††2.2	Purchase and Sale Agreement among Davis-Lynch Holding Co., Inc., Carl A. Davis and Forum Energy Technologies, Inc., dated June 25, 2011
**3.1	Amended and Restated Bylaws of Forum Energy Technologies, Inc.
3.2	Third Amended and Restated Certificate of Incorporation of Forum Energy Technologies, Inc.
**3.3	Form of Second Amended and Restated Bylaws of Forum Energy Technologies, Inc.
**4.1	Form of Common Stock Certificate
**4.2	Amended and Restated Stockholders Agreement dated as of August 2, 2010 by and among the Company and certain of its stockholders, as amended
**4.3	Registration Rights Agreement dated as of August 2, 2010 by and among Forum Energy Technologies and the other parties thereto (included as Exhibit B to Exhibit 4.2)
5.1	Opinion of Vinson & Elkins L.L.P. as to the legality of the securities being registered
**10.1	Credit Agreement, dated as of August 2, 2010, among Forum Energy Technologies, Inc., as Borrower, Wells Fargo Bank, National Association, as Administrative Agent and Swing Line Lender, Wells Fargo Bank, National Association, JPMorgan Chase Bank, N.A. and Bank of America, N.A. and such other lenders designated from time to time as issuing lenders.
**†10.2	Employment Agreement dated as of August 2, 2010 between Forum Energy Technologies, Inc. and C. Christopher Gaut
**†10.3	Employment Agreement dated as of August 2, 2010 between Forum Energy Technologies, Inc. and Charles E. Jones
**†10.4	Employment Agreement dated as of August 2, 2010 between Forum Energy Technologies, Inc. and Wendell Brooks
**†10.5	Employment Agreement dated as of August 2, 2010 between Forum Energy Technologies, Inc. and James W. Harris
**†10.6	Employment Agreement dated as of October 25, 2010 between Forum Energy Technologies, Inc. and James L. McCulloch
**†10.7	Secondment Agreement dated as of August 2, 2010 by and among Forum Energy Technologies, L.E. Simmons & Associates, Inc. and W. Patrick Connelly
**†10.8	Indemnification Agreement dated as of August 2, 2010 between Forum Energy Technologies and C. Christopher Gaut

[Table of Contents](#)

Exhibit number	Description
**†10.9	Form of Indemnification Agreement between Forum Energy Technologies, Inc. and the executive officers identified on Annex A thereto
**†10.10	Form of Indemnification Agreement between Forum Energy Technologies and each of the non-SCF directors identified on Annex A thereto
**†10.11	Form of Indemnification Agreement between Forum Energy Technologies and each of the SCF directors identified on Annex A thereto
**†10.12	2011 Management Incentive Plan
**†10.13	Forum Energy Technologies, Inc. 2010 Stock Incentive Plan
**†10.14	Forum Energy Technologies, Inc. Severance Plan
**†10.15	Form of Restricted Stock Agreement
**†10.16	Form of Nonstatutory Stock Option Agreement (Employees)
**†10.17	Form of Nonstatutory Stock Option Agreement (Directors)
**10.18	Subscription Agreement dated July 16, 2010 by and among Forum Oilfield Technologies, Inc., SCF-VII, L.P., Sunray Capital, LP, C. Christopher Gaut and W. Patrick Connelly, as amended
**10.19	Subscription Agreement dated August 20, 2010 by and among Forum Energy Technologies, Inc. and the parties thereto (with attached schedule of parties thereto), as amended
**10.20	Form of Warrant Agreement (with attached schedule of parties thereto)
**10.21	Subscription Agreement dated October 25, 2010 between Forum Energy Technologies, Inc. and James L. McCulloch
**10.22	Subscription Agreement dated November 8, 2010 between Forum Energy Technologies, Inc. and Charles E. Jones
**10.23	Subscription Agreement dated August 2, 2011 between Forum Energy Technologies, Inc. and John A. Carrig
**10.24	Subscription Agreement dated August 3, 2011 between Forum Energy Technologies, Inc. and Evelyn Angelle
**†10.25	Subscription Agreement dated December 2, 2011 between Forum Energy Technologies, Inc. and Pablo Mercado
**†10.26	Subscription Agreement dated January 31, 2012 between Forum Energy Technologies, Inc. and Louis Raspino, Jr.
**10.27	Agreement and Amendment No. 1 to Credit Agreement, dated as of June 29, 2011, among Forum Energy Technologies, Inc., as Borrower, Wells Fargo Bank, National Association, as Administrative Agent and Swing Line Lender, Wells Fargo Bank, National Association, JPMorgan Chase Bank, N.A. and Bank of America, N.A. and such other lenders designated from time to time as issuing lenders
**10.28	Amended and Restated Credit Agreement, dated as of October 4, 2011, among Forum Energy Technologies, Inc., as Borrower, Wells Fargo Bank, National Association, as Administrative Agent and Swing Line Lender, Wells Fargo Bank, National Association, JPMorgan Chase Bank, N.A. and Bank of America, N.A. and such other lenders designated from time to time as issuing lenders.

[Table of Contents](#)

Exhibit

number Description

10.29	Amendment No. 1 to Amended and Restated Credit Agreement, dated as of March 27, 2012, among Forum Energy Technologies, Inc., as Borrower, Wells Fargo Bank, National Association, as Administrative Agent and Swing Line Lender and Wells Fargo Bank, National Association, JPMorgan Chase Bank, N.A. and Bank of America, N.A. and such other lenders designated from time to time as issuing lenders.
10.30	Stock Purchase Agreement dated March 28, 2012 between Forum Energy Technologies, Inc. and Tinicum, L.P.
10.31	Letter Agreement dated March 28, 2012 between Forum Energy Technologies, Inc. and Tinicum, L.P.
**21.1	List of Subsidiaries of Forum Energy Technologies, Inc.
23.1	Consent of PricewaterhouseCoopers LLP (Forum Energy Technologies, Inc.)
23.2	Consent of Ernst & Young LLP (Allied Production Services, Inc.)
23.3	Consent of Pannell Kerr Forster of Texas, P.C. (Subsea Services International, Inc.)
23.4	Consent of Deloitte LLP (Triton Group Holdings LLC)
23.5	Consent of UHY LLP (Davis-Lynch, Inc.)
23.11	Consent of Vinson & Elkins L.L.P. (included as part of Exhibit 5.1 hereto)
24.1	Power of Attorney (included on the signature page of the initial filing of the registration statement)

* To be filed by amendment.

** Previously filed as part of the registration statement on Form S-1 (Registration No. 333-176603).

† Management contract or compensatory plan or arrangement.

†† Certain schedules and exhibits are not filed herewith in accordance with Item 601(b)(2) of Regulation S-K. Forum agrees to furnish supplementally a copy of any omitted schedule or exhibit to the Securities and Exchange Commission upon request.

**THIRD AMENDED AND RESTATED
CERTIFICATE OF INCORPORATION
OF
FORUM ENERGY TECHNOLOGIES, INC.**

The original Certificate of Incorporation was filed with the Secretary of State of the State of Delaware on May 10, 2005, under the name "NuWave Energy Technologies, Inc." Pursuant to a Certificate of Amendment to the Certificate of Incorporation filed with the Secretary of State of the State of Delaware on July 20, 2005, the name of the Corporation was changed to "Cornerstone Oilfield Services, Inc." Pursuant to a second Certificate of Amendment to the Certificate of Incorporation filed with the Secretary of State of the State of Delaware on October 19, 2005, the name of the Corporation was changed to "Forum Oilfield Technologies, Inc." Pursuant to an Amended and Restated Certificate of Incorporation (the "First Amended and Restated Certificate of Incorporation") filed with the Secretary of State of the State of Delaware on April 27, 2007, the Certificate of Incorporation was amended and restated in its entirety. Pursuant to a Second Amended and Restated Certificate of Incorporation (the "Second Amended and Restated Certificate of Incorporation") filed with the Secretary of State of the State of Delaware on August 2, 2010, the Certificate of Incorporation was amended and restated in its entirety and the name of the Corporation was changed to "Forum Energy Technologies, Inc." (the "Corporation").

This Third Amended and Restated Certificate of Incorporation (this "Third Amended and Restated Certificate of Incorporation") has been declared advisable by the board of directors of the Corporation (the "Board"), duly adopted by the stockholders of the Corporation and duly executed and acknowledged by the officers of the Corporation in accordance with Sections 103, 228, 242 and 245 of the General Corporation Law of the State of Delaware.

The text of the Second Amended and Restated Certificate of Incorporation of the Corporation is hereby amended and restated to read in its entirety as follows:

FIRST: The name of the Corporation is Forum Energy Technologies, Inc.

SECOND: The address of its registered office in the State of Delaware is 1209 Orange Street, in the City of Wilmington, County of New Castle 19801. The name of its registered agent at such address is The Corporation Trust Company.

THIRD: The nature of the business or purposes to be conducted or promoted is to engage in any lawful act or activity for which corporations may be organized under the General Corporation Law of the State of Delaware (the "DGCL").

FOURTH: The total number of shares of all classes of stock which the Corporation shall have authority to issue is 299,700,000, consisting of (i) 296,000,000 shares of common stock of the par value of one cent (\$0.01) per share (the "Common Stock") and (ii) 3,700,000 shares of preferred stock of the par value of one cent (\$0.01) per share (the "Preferred Stock").

The following is a statement of the designations and the powers, privileges and rights, and the qualifications, limitations or restrictions thereof in respect of each class of capital stock of the Corporation.

I. COMMON STOCK

1. General. Each share of Common Stock of the Corporation shall have identical rights and privileges in every respect. The Common Stock shall be subject to the express terms of the Preferred Stock and any series thereof.

2. Voting.

(a) Each registered holder of Common Stock shall be entitled to one vote for each share of such Common Stock held by such holder on each matter properly submitted to the stockholders of the Corporation for their vote; *provided, however*, that, except as otherwise required by law, holders of Common Stock shall not be entitled to vote on any amendment to this Third Amended and Restated Certificate of Incorporation (including any Preferred Stock Designation) that relates solely to the terms of one or more outstanding series of Preferred Stock if the holders of such affected series are entitled, either separately or together as a class with the holders of one or more other such series, to vote thereon by law or pursuant to this Third Amended and Restated Certificate of Incorporation (including any Preferred Stock Designation). There shall be no cumulative voting. The number of authorized shares of Common Stock may be increased or decreased (but not below the number of shares thereof then outstanding) by the affirmative vote of the holders of shares of stock of the Corporation representing a majority of the votes represented by all outstanding shares of stock of the Corporation entitled to vote, irrespective of the provisions of Section 242(b)(2) of the DGCL.

(b) Except as required by law and subject to the rights of the holders of any series of Preferred Stock,

(i) Holders of Common Stock shall be entitled to elect directors of the Corporation; and

(ii) Holders of Common Stock shall be entitled to vote on all other matters properly submitted to a vote of stockholders of the Corporation.

3. Dividends. Subject to the prior rights and preferences, if any, applicable to shares of the Preferred Stock or any series thereof, the holders of shares of the Common Stock shall be entitled to receive ratably such dividends (payable in cash, stock or otherwise), if any, as may be declared thereon by the Board at any time and from time to time out of any funds of the Corporation legally available therefor.

4. Liquidation. In the event of any voluntary or involuntary liquidation, dissolution or winding-up of the Corporation, after distribution in full of the preferential amounts, if any, to be distributed to the holders of shares of the Preferred Stock or any class or series thereof, the holders of shares of the Common Stock shall be entitled to receive all of the remaining assets of the Corporation available for distribution to its stockholders, ratably in proportion to the number of shares of the Common Stock held by them. A liquidation, dissolution or winding-up of the Corporation, as such terms are used in this Paragraph (4), shall not be deemed to be occasioned by or to include any consolidation or merger of the Corporation with or into any other corporation or corporations or other entity or a sale, lease, exchange or conveyance of all or a part of the assets of the Corporation.

5. Forward Stock Split. Effective as of the effectiveness of this Third Amended and Restated Certificate of Incorporation pursuant to Section 103(c) of the DGCL (the "Effective Time"), each share of Common Stock issued at such time (the "Old Common Stock") shall be and hereby is automatically reclassified, changed and converted into thirty-seven (37) shares (the "Forward Stock Split") of Common Stock without any action by the holder thereof. Such reclassification, change and conversion shall not change the par value of the Common Stock. Effective as of the Effective Time, the certificates outstanding and previously representing shares of Old Common Stock as of the Effective Time shall, until surrendered and exchanged for new certificates, be deemed, for all corporate purposes, to represent thirty-seven (37) shares of Common Stock for each share of Old Common Stock represented by such certificates prior to the Effective Time.

II. PREFERRED STOCK

1. Issuance and Reissuance. Preferred Stock may be issued from time to time in one or more classes or series, the shares of each class or series to consist of such number of shares and to have such terms, rights, powers and preferences, and the qualifications and limitations with respect thereto, as stated or expressed herein and in the resolution or resolutions providing for the issue of such series adopted by the Board as hereinafter provided (a "Preferred Stock Designation").

2. Blank Check Preferred. Subject to any vote expressly required by this Third Amended and Restated Certificate of Incorporation, authority is hereby expressly granted to the Board from time to time to authorize the issuance of the Preferred Stock in one or more series, and in connection with the creation of any such series, by resolution or resolutions providing for the issue of the shares thereof, to determine and fix such voting powers, full or limited, or no voting powers, and such designations, preferences and relative participating, optional or other special rights, and qualifications, limitations or restrictions thereof, including, but not limited to, the following:

- (a) whether or not the class or series is to have voting rights, in addition to the voting rights provided by law, and, if so, the terms of such voting rights;
- (b) the number of shares to constitute the class or series and the designations thereof;
- (c) the preferences, and relative, participating, optional or other special rights, if any, and the qualifications, limitations or restrictions thereof, if any, with respect to any class or series;
- (d) whether or not the shares of any class or series shall be redeemable at the option of the Corporation or the holders thereof or upon the happening of any specified event, and, if redeemable, the redemption price or prices (which may be payable in the form of cash, notes, securities or other property), and the time or times at which, and the terms and conditions upon which, such shares shall be redeemable and the manner of redemption;
- (e) whether or not the shares of a class or series shall be subject to the operation of retirement or sinking funds to be applied to the purchase or redemption of such shares for retirement, and, if such retirement or sinking fund or funds are to be established, the annual amount thereof, and the terms and provisions relative to the operation thereof;

(f) the dividend rate, whether dividends are payable in cash, stock of the Corporation or other property, the conditions upon which and the times when such dividends are payable, the preference to or the relation to the payment of dividends payable on any other class or classes or series of stock, whether or not such dividends shall be cumulative or noncumulative, and if cumulative, the date or dates from which such dividends shall accumulate;

(g) the preferences, if any, and the amounts thereof which the holders of any class or series thereof shall be entitled to receive upon the voluntary or involuntary dissolution of, or upon any distribution of the assets of, the Corporation;

(h) whether or not the shares of any class or series, at the option of the Corporation or the holder thereof or upon the happening of any specified event, shall be convertible into or exchangeable for, the shares of any other class or classes or of any other series of the same or any other class or classes of stock, securities or other property of the Corporation and the conversion price or prices or ratio or ratios or the rate or rates at which such exchange may be made, with such adjustments, if any, as shall be stated and expressed or provided for in such resolution or resolutions; and

(i) such other special rights and protective provisions with respect to any class or series as the Board may determine are advisable.

3. Number of Shares. The shares of each class or series of the Preferred Stock may vary from the shares of any other class or series thereof in any or all of the foregoing respects. The Board may increase the number of shares of the Preferred Stock designated for any existing class or series by a resolution adding to such class or series authorized and unissued shares of the Preferred Stock not designated for any other class or series. The Board may decrease the number of shares of the Preferred Stock designated for any existing class or series by a resolution subtracting from such class or series authorized and unissued shares of the Preferred Stock designated for such existing class or series, and the shares so subtracted shall become authorized, unissued, and undesignated shares of the Preferred Stock.

FIFTH: (a) To the extent not provided for in this Third Amended and Restated Certificate of Incorporation, the nominations, qualifications, tenure and vacancies of the directors shall be as set forth in the bylaws of the Corporation. The number of directors which shall constitute the entire Board shall be fixed from time to time by a majority of the directors then in office. Unless and except to the extent that the bylaws of the Corporation so provide, the election of directors need not be by written ballot.

(b) The directors shall be divided into three classes, as nearly equal in number as possible, and designated Class I, Class II and Class III. The initial division of the Board into classes shall be made by the Board. The initial Class I directors shall serve for a term expiring at the first annual meeting of stockholders of the Corporation following the filing of this Third Amended and Restated Certificate of Incorporation; the initial Class II directors shall serve for a term expiring at the second annual meeting of stockholders following the filing of this Third

Amended and Restated Certificate of Incorporation; and the initial Class III directors shall serve for a term expiring at the third annual meeting of stockholders following the filing of this Third Amended and Restated Certificate of Incorporation. Each director in each class shall hold office until his or her successor is duly elected and qualified. At each annual meeting of stockholders beginning with the first annual meeting of stockholders following the filing of this Third Amended and Restated Certificate of Incorporation, the successors of the class of directors whose term expires at that meeting shall be elected to hold office for a term expiring at the annual meeting of stockholders to be held in the third year following the year of their election, with each director in each such class to hold office until his or her successor is duly elected and qualified, subject, however, to such director's earlier death, resignation, retirement, disqualification or removal. If the number of directors is changed, any increase or decrease shall be apportioned by the Board among the classes so as to maintain the number of directors in each class as nearly equal as possible, but in no case will a decrease in the number of directors shorten the term of any incumbent director.

(c) Subject to paragraph (d) of this Article FIFTH, any or all of the directors may be removed from office at any time with or without cause, but only by the affirmative vote of holders of a majority of the voting power of all then outstanding shares of capital stock of the Corporation entitled to vote generally in the election of directors, voting together as a single class; provided, however, that on or after the first date upon which the SCF Group (as defined in Article TENTH), is not the holder of record (directly or through its Affiliates, as defined in Article TENTH hereof) of more than 50% of the outstanding voting stock of the Corporation entitled to vote generally in the election of directors (the "Trigger Date"), directors may be removed only for cause and only by the affirmative vote of holders of at least 66 2/3% of the voting power of all then outstanding shares of capital stock of the Corporation entitled to vote generally in the election of directors, voting together as a single class.

(d) During any period when the holders of any series of Preferred Stock have the right to elect additional directors as provided for or fixed pursuant to the provisions of this Third Amended and Restated Certificate of Incorporation (including any Preferred Stock Designation), then upon commencement and for the duration of the period during which such right continues: (a) the then otherwise total authorized number of directors of the Corporation shall automatically be increased by such specified number of directors, and the holders of such Preferred Stock shall be entitled to elect the additional directors so provided for or fixed pursuant to such provisions, and (b) each such additional director shall serve until such director's successor shall have been duly elected and qualified, or until such director's right to hold such office terminates pursuant to such provisions, whichever occurs earlier, subject to his earlier death, disqualification, resignation or removal. Except as otherwise provided by the Board in the resolution or resolutions establishing such series, whenever the holders of any series of Preferred Stock having such right to elect additional directors are divested of such right pursuant to the provisions of such stock, the terms of office of all such additional directors elected by the holders of such stock, or elected to fill any vacancies resulting from the death, resignation, disqualification or removal of such additional directors, shall forthwith terminate and the total authorized number of directors of the Corporation shall be reduced accordingly.

SIXTH: In furtherance and not in limitation of the powers conferred upon it by law, the Board shall have the power to adopt, amend, alter or repeal the bylaws of the Corporation. The affirmative vote of the Board shall be required to adopt, amend, alter or repeal the bylaws of the Corporation. The bylaws of the Corporation also may be adopted, amended, altered or repealed by the holders of a majority of the voting power of all then outstanding shares of capital stock of the Corporation entitled to vote generally in the election of directors, voting as a single class; *provided, however*, that in addition to any vote of the holders of any class or series of capital stock of the Corporation required by law or by the Certificate of Incorporation (including any resolution or resolutions adopted by the Board providing for the issue of any series of Preferred Stock), on or after the Trigger Date, the affirmative vote of the holders of at least 66 2/3% in the voting power of all then outstanding shares of capital stock of the Corporation entitled to vote generally in the election of directors, voting together as a single class, is required to amend, alter or repeal, or adopt any provision as part of the bylaws of the Corporation.

SEVENTH: (a) No director of the Corporation shall be liable to the Corporation or its stockholders for monetary damages for breach of fiduciary duty as a director, except for liability (i) for any breach of the director's duty of loyalty to the Corporation or its stockholders, (ii) for acts or omissions not in good faith or which involve intentional misconduct or a knowing violation of law, (iii) under Section 174 of the DGCL, or (iv) for any transaction from which the director derived an improper personal benefit. In addition to the circumstances in which a director of the Corporation is not personally liable as set forth in the preceding sentence, a director of the Corporation shall not be liable to the fullest extent permitted by any amendment to the DGCL hereafter enacted that further limits the liability of a director.

(b) Indemnification and Insurance.

(i) Right to Indemnification. (A) Each person who was or is made a party or is threatened to be made a party to or is involved in any action, suit or proceeding, whether civil, criminal, administrative or investigative (hereinafter a "proceeding"), by reason of the fact that he or she or a person of whom he or she is the legal representative, is or was or has agreed to become a director or officer of the Corporation or is or was serving or has agreed to serve, at the request of the Corporation, in any capacity, with any corporation, partnership or other entity in which the Corporation has a partnership or other interest, including service with respect to employee benefit plans, whether the basis of such proceeding is alleged action in an official capacity as a director, officer, employee or agent or in any other capacity while serving or having agreed to serve as a director, officer, employee or agent, shall be indemnified and held harmless by the Corporation to the fullest extent authorized by the DGCL, as the same exists or may hereafter be amended (but, in the case of any such amendment, only to the extent that such amendment permits the Corporation to provide broader indemnification rights than said law permitted the Corporation to provide prior to such amendment), against all expense, liability and loss (including, without limitation, attorneys' fees, judgments, fines, ERISA (Employee Retirement Income Security Act of 1974) excise taxes or penalties and amounts paid or to be paid in settlement) reasonably incurred or suffered by such person in connection therewith and such indemnification shall continue as to a person who has ceased to serve in the capacity which initially entitled such person to indemnity hereunder and shall inure to the benefit of his or her heirs, executors and administrators,

and (B) the Corporation shall indemnify and hold harmless in such manner any person designated by the Board, or any committee thereof, as a person subject to this indemnification provision, and who was or is made a party or is threatened to be made a party to a proceeding by reason of the fact that he, she or a person of whom he or she is the legal representative, is or was serving at the request of the Board as a director, officer, employee or agent of another corporation or a partnership, joint venture, trust or other enterprise whether such request is made before or after the acts taken or allegedly taken or events occurring or allegedly occurring which give rise to such proceeding; *provided, however*, that except as provided in subsection (b)(ii) of this Article SEVENTH, the Corporation shall indemnify any such person seeking indemnification pursuant to this subsection in connection with a proceeding (or part thereof) initiated by such person only if such proceeding (or part thereof) was authorized by the Board. The right to indemnification conferred herein shall be a contract right based upon an offer from the Corporation which shall be deemed to have been made to a person subject to subsection (b)(i)(A) on the date this Third Amended and Restated Certificate of Incorporation is effective and to a person subject to subsection (b)(i)(B) on the date designated by the Board, shall be deemed to be accepted by such person's service or continued service as a director or officer of the Corporation for any period after the offer is made and shall include the right to be paid by the Corporation the expenses incurred in defending any such proceeding in advance of its final disposition; *provided further, however*, that if the DGCL requires, the payment of such expenses incurred by a current, former or proposed director or officer in his or her capacity as a director or officer or proposed director or officer (and not in any other capacity in which service was or is or has been agreed to be rendered by such person while a director or officer, including, without limitation, service to an employee benefit plan) in advance of the final disposition of a proceeding, shall be made only upon delivery to the Corporation of an undertaking, by or on behalf of such indemnified person, to repay all amounts so advanced if it shall ultimately be determined that such indemnified person is not entitled to be indemnified under this Article SEVENTH or otherwise. The Corporation may, by action of the Board, provide indemnification or advancement to employees or agents of the Corporation with the same scope and effect as the foregoing indemnification of directors and officers.

(ii) Right of Claimant to Bring Suit. If a claim under Section (b)(i) of this Article SEVENTH is not paid in full by the Corporation within thirty days after a written claim has been received by the Corporation, the claimant may at any time thereafter bring suit against the Corporation to recover the unpaid amount of the claim and, if successful in whole or in part, the claimant shall be entitled to be paid also the expense of prosecuting such claim to the fullest extent permitted by law. It shall be a defense to any such action (other than an action brought to enforce a claim for expenses incurred in defending any proceeding in advance of its final disposition where the required undertaking, if any is required, has been tendered to the Corporation) that the claimant has not met the standards of conduct which make it permissible under the DGCL for the Corporation to indemnify the claimant for the amount claimed, but the burden of proving such defense shall be on the Corporation. Neither the failure of the Corporation (including its Board, independent legal counsel, or its stockholders) to have made a determination prior to the commencement of such action that indemnification of the claimant is proper in the circumstances because he or she has met the applicable standard

of conduct set forth in the DGCL, nor an actual determination by the Corporation (including its Board, independent legal counsel, or its stockholders) that the claimant has not met such applicable standard of conduct, shall be a defense to the action or create a presumption that the claimant has not met the applicable standard of conduct.

(iii) Nonexclusivity of Rights. The right to indemnification and the advancement and payment of expenses conferred in this Article SEVENTH shall not be exclusive of any other right which any person may have or hereafter acquire under any law (common or statutory), provision of this Third Amended and Restated Certificate of Incorporation, bylaw, agreement (including any indemnification agreement or employment agreement with the Corporation), vote of stockholders or disinterested directors or otherwise.

(iv) Insurance. The Corporation may maintain insurance, at its expense, to protect itself and any person who is or was serving as a director, officer, employee or agent of the Corporation or is or was serving at the request of the Corporation as a director, officer, employee or agent of another corporation, partnership, joint venture, trust or other enterprise against any expense, liability or loss, whether or not the Corporation would have the power to indemnify such person against such expense, liability or loss under the DGCL.

(v) Savings Clause. If this Article SEVENTH or any portion hereof shall be invalidated on any ground by any court of competent jurisdiction, then the Corporation shall nevertheless indemnify and hold harmless each director and officer of the Corporation, as to costs, charges and expenses (including attorneys' fees), judgments, fines, and amounts paid in settlement with respect to any action, suit or proceeding, whether civil, criminal, administrative or investigative to the full extent permitted by any applicable portion of this Article SEVENTH that shall not have been invalidated and to the fullest extent permitted by applicable law.

(vi) Nature of Rights. The rights conferred upon indemnitees in this Article SEVENTH shall be contract rights and such rights shall continue as to an indemnitee who has ceased to be a director, officer, employee or agent and shall inure to the benefit of the indemnitee's heirs, executors and administrators. Any amendment, alteration or repeal of this Article SEVENTH that adversely affects any right of an indemnitee or its successors shall be prospective only and shall not limit, eliminate, or impair any such right with respect to any proceeding involving any occurrence or alleged occurrence of any action or omission to act that took place prior to such amendment or repeal.

EIGHTH: The Corporation shall have the right, subject to any express provisions or restrictions contained in this Third Amended and Restated Certificate of Incorporation or bylaws of the Corporation, from time to time, to amend this Third Amended and Restated Certificate of Incorporation or any provision hereof in any manner now or hereafter provided by law, and all rights and powers of any kind conferred upon a director or stockholder of the Corporation by this Third Amended and Restated Certificate of Incorporation or any amendment thereof are subject to such right of the Corporation.

NINTH: Prior to the Trigger Date, any action required or permitted to be taken by the stockholders of the Corporation may be taken without a meeting if a consent in writing, setting forth the action so taken, is signed by the holders of outstanding stock having not less than the minimum number of votes that would be necessary to authorize or take such action at a meeting at which all shares entitled to vote thereon were present and voted. On and after the Trigger Date, subject to the rights of holders of any series of Preferred Stock, any action required or permitted to be taken by the stockholders of the Corporation must be taken at a duly held annual or special meeting of stockholders and may not be taken by any consent in writing of such stockholders.

TENTH:

1. Renouncement of Business Opportunities. To the fullest extent permitted by applicable law, the Corporation, on behalf of itself and its subsidiaries, hereby renounces any interest or expectancy in any business opportunity, transaction or other matter in which any member of the SCF Group participates or desires or seeks to participate in and that involves any aspect of the energy equipment or services business or industry (each, a "Business Opportunity") other than a Business Opportunity that (i) is presented to an SCF Nominee solely in such Person's capacity as a director or officer of the Corporation or its Subsidiaries and with respect to which no other member of the SCF Group (other than an SCF Nominee) independently receives notice or otherwise identifies such Business Opportunity, or (ii) is identified by any member of the SCF Group solely through the disclosure of information by or on behalf of the Corporation (each Business Opportunity other than those referred to in clauses (i) or (ii) are referred to as a "Renounced Business Opportunity"). No member of the SCF Group, including any SCF Nominee, shall have any obligation to communicate or offer any Renounced Business Opportunity to the Corporation, and any member of the SCF Group may pursue a Renounced Business Opportunity. Notwithstanding anything to the contrary in this Article TENTH, the Corporation shall not be prohibited from pursuing any Business Opportunity with respect to which it has renounced any interest or expectancy as a result of this Article TENTH.

2. Consent. Any Person purchasing or otherwise acquiring any interest in shares of the capital stock of the Corporation shall be deemed to have notice of and to have consented to the provisions of this Article TENTH.

3. Interpretation. As used herein, the following definitions shall apply:

- (a) "Affiliate" shall have the meaning set forth in Rule 12b-2 promulgated under the Securities Exchange Act of 1934, as amended.
- (b) "Person" means an individual or a corporation, partnership, limited liability company, trust, joint venture, unincorporated organization or other legal or business entity.
- (c) "SCF Group" means SCF-V, L.P., SCF-VI, L.P. and SCF-VII, L.P., any of their respective Affiliates (other than the Corporation and its Subsidiaries), any SCF Nominee and any portfolio company in which any of SCF-V, L.P., SCF-VI, L.P. or SCF-VII, L.P. has an equity investment of at least 5% of the voting securities (other than the Corporation and its Subsidiaries).

-
- (d) "SCF Nominee" means any equity investor, officer, director, employee or agent of SCF-V, L.P., SCF-VI, L.P. or SCF-VII, L.P. or any of their respective Affiliates (other than the Corporation or its Subsidiaries) who serves as a director (including Chairman of the Board) or officer of the Corporation or its Subsidiaries.
 - (e) "Subsidiary" means, with respect to any Person, any other Person the majority of the voting securities of which are owned, directly or indirectly, by such first Person.

4. Amendment. Prior to the termination of this Article TENTH in accordance with subsection 5 below, any proposed amendment, alteration or repeal of this Article TENTH, or the adoption of any provision inconsistent with this Article TENTH, shall require the approval of at least 80% of the voting power of the outstanding stock of the Corporation entitled to vote thereon.

5. Term. The provisions of this Article TENTH shall terminate and be of no further force and effect at the first time following the effective date of this Third Amended and Restated Certificate of Incorporation as no SCF Nominee served as a director (including Chairman of the Board) or officer of the Corporation or its Subsidiaries for a continuous period of one year.

6. Severability. If any provision of this Article TENTH or the application thereof to any Person or circumstance is held invalid or unenforceable to any extent, the remainder of this Article TENTH and the application of such provision to other Persons and circumstances shall not be affected thereby and such provision shall be enforced to the greatest extent permitted by law.

ELEVENTH: Prior to the first date (the "Section 203 Trigger Date") upon which the SCF Group is not the holder of record (directly or through its Affiliates) of at least 15% of the outstanding voting stock of the Corporation entitled to vote generally in the election of directors, the provisions of Section 203 of the DGCL shall not be applicable to the Corporation. On and after the Section 203 Trigger Date, the provisions of Section 203 of the DGCL shall be applicable to the Corporation.

TWELVTH: The Corporation reserves the right to amend, alter, change or repeal any provision contained in this Third Amended and Restated Certificate of Incorporation (including any Preferred Stock Designation), and any other provisions authorized by the laws of the State of Delaware at the time in force may be added or inserted, in the manner now or hereafter prescribed by this Third Amended and Restated Certificate of Incorporation, the bylaws or the DGCL; and, except as set forth in Article SEVENTH, all rights, preferences and privileges herein conferred upon stockholders, directors or any other persons by and pursuant to this Third Amended and Restated Certificate of Incorporation in its present form or as hereafter amended are granted subject to the right reserved in this Article TWELVTH. Notwithstanding any other provision of this Third Amended and Restated Certificate of Incorporation, and in addition to

any other vote that may be required by law or this Third Amended and Restated Certificate of Incorporation (including any Preferred Stock Designation), the affirmative vote of the holders of at least a majority of the voting power of all outstanding shares of capital stock of the Corporation entitled to vote generally in the election of directors, voting together as a single class, shall be required to amend, alter or repeal, or adopt any provision of this Third Amended and Restated Certificate of Incorporation; provided, however, that on or after the Trigger Date, the affirmative vote of the holders of at least 66 2/3% in the voting power of all then outstanding shares of capital stock of the Corporation entitled to vote generally in the election of directors, voting together as a single class, shall be required to amend, alter or repeal, or adopt any provision as part of this Third Amended and Restated Certificate of Incorporation inconsistent with the purpose and intent of Articles FIFTH, SIXTH and SEVENTH and this Article TWELVTH.

[Remainder of Page Intentionally Left Blank]

IN WITNESS WHEREOF, Forum Energy Technologies, Inc. has caused this Third Amended and Restated Certificate of Incorporation to be signed by its President and Chief Executive Officer this 28th day of March, 2011.

FORUM ENERGY TECHNOLOGIES, INC.

By: /s/ C. Christopher Gaut
President, Chief Executive Officer and
Chairman of the Board



March 29, 2012

Forum Energy Technologies, Inc.
920 Memorial City Way, Suite 800
Houston, Texas 77024

RE: Registration Statement on Form S-1

Ladies and Gentlemen:

We have acted as counsel for Forum Energy Technologies, Inc., a Delaware corporation (the "Company"), in connection with the proposed offer and sale (the "Offering") by the Company and the selling stockholders (the "Selling Stockholders"), pursuant to a prospectus forming a part of a Registration Statement on Form S-1, Registration No. 333-176603, originally filed with the Securities and Exchange Commission on September 1, 2011 (such Registration Statement, as amended at the effective date thereof, being referred to herein as the "Registration Statement"), of up to 18,157,893 shares of common stock, par value \$0.01 per share, of the Company (the "Common Shares").

In connection with this opinion, we have assumed that (i) the Registration Statement, and any amendments thereto (including post-effective amendments), will have become effective, (ii) the Common Shares will be issued and sold in the manner described in the Registration Statement and the prospectus relating thereto and (iii) a definitive underwriting agreement in the form filed as an exhibit to the Registration Statement with respect to the sale of the Common Shares will have been duly authorized and validly executed and delivered by the Company and the other parties thereto.

In connection with the opinions expressed herein, we have examined, among other things, (i) the Third Amended and Restated Certificate of Incorporation and the Amended and Restated Bylaws of the Company, (ii) the records of corporate proceedings that have occurred prior to the date hereof with respect to the Offering, (iii) the Registration Statement and (iv) the form of underwriting agreement filed as an exhibit to the Registration Statement. We have also reviewed such questions of law as we have deemed necessary or appropriate. As to matters of fact relevant to the opinion expressed herein, and as to factual matters arising in connection with our examination of corporate documents, records and other documents and writings, we relied upon certificates and other communications of corporate officers of the Company, without further investigation as to the facts set forth therein.

Vinson & Elkins LLP Attorneys at Law

Abu Dhabi Austin Beijing Dallas Dubai Hong Kong Houston London
Moscow New York Palo Alto Riyadh Shanghai Tokyo Washington

First City Tower, 1001 Fannin Street, Suite 2500
Houston, Texas 77002-6760

Tel +1.713.758.2222 **Fax** +1.713.758.2346 **www.velaw.com**

Based upon the foregoing, we are of the opinion that:

- (a) with respect to the Common Shares to be issued or sold by the Company, when the Common Shares have been delivered in accordance with a definitive underwriting agreement approved by the Board of Directors of the Company and upon payment of the consideration therefor provided for therein (not less than the par value of the Common Shares), the Common Shares will be duly authorized, validly issued, fully paid and nonassessable; and
- (b) the Common Shares proposed to be sold by the Selling Stockholders are duly authorized, validly issued, fully paid and nonassessable.

The foregoing opinions are limited in all respects to the General Corporation Law of the State of Delaware (including the applicable provisions of the Delaware Constitution and the reported judicial decisions interpreting these laws) and the federal laws of the United States of America, and we do not express any opinions as to the laws of any other jurisdiction.

We hereby consent to the statements with respect to us under the heading "Legal Matters" in the prospectus forming a part of the Registration Statement and to the filing of this opinion as an exhibit to the Registration Statement. In giving this consent, we do not admit that we are within the category of persons whose consent is required under Section 7 of the Securities Act of 1933 and the rules and regulations thereunder.

Very truly yours,
/s/ Vinson & Elkins L.L.P.

Vinson & Elkins L.L.P.

AMENDMENT NO. 1 TO AMENDED AND RESTATED CREDIT AGREEMENT

This Amendment No. 1 to Amended and Restated Credit Agreement (this "Amendment") dated as of March 27, 2012 (the "Effective Date") is among Forum Energy Technologies, Inc. (the "Borrower"), the Lenders (as defined below), the Issuing Lenders (as defined below), and Wells Fargo Bank, National Association, as administrative agent (in such capacity, the "Administrative Agent").

INTRODUCTION

A. The Borrower, the Administrative Agent, the issuing lenders party thereto from time to time (the "Issuing Lenders"), the lenders party thereto from time to time (the "Lenders") and Wells Fargo Bank, National Association, as the swing line lender, are parties to that certain Amended and Restated Credit Agreement dated as of October 4, 2011 (the "Credit Agreement").

B. The Borrower has requested that the Lenders agree to amend certain provisions of the Credit Agreement as set forth below.

THEREFORE, the Borrower, the Administrative Agent, the Issuing Lenders, and the Lenders hereby agree as follows:

Section 1. **Defined Terms; Other Definitional Provisions.** As used in this Amendment, each of the terms defined in the opening paragraph and the Recitals above shall have the meanings assigned to such terms therein. Each term defined in the Credit Agreement and used herein without definition shall have the meaning assigned to such term in the Credit Agreement, unless expressly provided to the contrary. Article, Section, Schedule, and Exhibit references are to Articles and Sections of and Schedules and Exhibits to this Amendment, unless otherwise specified. The words "hereof", "herein", and "hereunder" and words of similar import when used in this Amendment shall refer to this Amendment as a whole and not to any particular provision of this Amendment. The term "including" means "including, without limitation,". Paragraph headings have been inserted in this Amendment as a matter of convenience for reference only and it is agreed that such paragraph headings are not a part of this Amendment and shall not be used in the interpretation of any provision of this Amendment.

Section 2. **Amendments to Credit Agreement.**

(a) Section 1.1 of the Credit Agreement is hereby amended by adding the following new defined terms in alphabetical order:

"Equity Private Placement" means that certain Equity Issuance made to private investors contemporaneously with or substantially contemporaneously with the Initial Offering in an amount not to exceed \$50,000,000."

"Initial Offering Underwriters" means those underwriters for whom JP Morgan Securities LLC is the representative, as further described in the Initial Offering S-1."

"Initial Offering S-1" means that certain Registration Statement on Form S-1 (Registration No. 333-176603) first filed by the Borrower with the United States Securities and Exchange Commission on September 1, 2011, as amended from time to time."

"Over-Allotment Option" means that certain over-allotment option made available to the Initial Offering Underwriters, as further described in the Initial Offering S-1, which may be exercised by the Initial Offering Underwriters in connection with the Initial Offering."

(b) Section 2.5(c) of the Credit Agreement is hereby amended by replacing clause (iv) found therein in its entirety with the following:

"(iv) If the Borrower or any Subsidiary receives Equity Issuance Proceeds as a result of an Equity Issuance (excluding the Initial Offering, the Over-Allotment Option and the Equity Private Placement), then not later than one Business Day following the receipt of such proceeds by the Borrower or such Subsidiary, the Borrower shall prepay the Term Advances in an amount equal to 50% of such Equity Issuance Proceeds."

Section 3. **Representations and Warranties.** Each Credit Party represents and warrants that: (a) the representations and warranties contained in the Credit Agreement, as amended hereby, and the representations and warranties contained in the other Credit Documents are true and correct in all material respects (except that such materiality qualifier shall not be applicable to any representations and warranties that already are qualified or modified by materiality in the text thereof) on and as of the Effective Date as if made on as and as of such date except to the extent that any such representation or warranty which by its terms is made as of a specified date, in which case such representation or warranty is true and correct in all material respects (except that such materiality qualifier shall not be applicable to any representations and warranties that already are qualified or modified by materiality in the text thereof) as of such specified date; (b) no Default has occurred and is continuing; (c) the execution, delivery and performance of this Amendment are within the corporate, partnership, or limited liability company power, as applicable, and authority of such Credit Party and have been duly authorized by appropriate governing action and proceedings; (d) this Amendment constitutes the legal, valid, and binding obligation of such Credit Party enforceable in accordance with its terms, except as limited by applicable bankruptcy, insolvency, reorganization, moratorium, or similar laws affecting the rights of creditors generally and general principles of equity; (e) there are no governmental or other third party consents, licenses and approvals required in connection with the execution, delivery, performance, validity and enforceability of this Amendment; and (f) the Liens under the Security Documents are valid and subsisting and secure the Secured Obligations.

Section 4. **Conditions to Effectiveness.** This Amendment shall become effective on the Effective Date and enforceable against the parties hereto upon the occurrence of the following conditions precedent:

(a) **Documentation.** The Administrative Agent shall have received this Amendment, duly executed by the Borrower, the Guarantors, the Administrative Agent and the requisite Lenders, in form and substance reasonably satisfactory to the Administrative Agent.

(b) **Payment of Fees.** The Borrower shall have paid the fees and expenses required to be paid as of or on the Effective Date by Section 9.1 of the Credit Agreement to the extent invoiced prior to the Effective Date or any other provision of a Credit Document.

(c) **Material Adverse Change.** No event or circumstance that could reasonably be expected to result in a Material Adverse Change shall have occurred.

Section 5. **Acknowledgments and Agreements.**

(a) Borrower acknowledges that on the date hereof all outstanding Obligations are payable in accordance with their terms and Borrower waives any defense, offset, counterclaim or recoupment with respect thereto.

(b) Borrower, each Guarantor, Administrative Agent, each Issuing Lender and each Lender does hereby adopt, ratify, and confirm the Credit Agreement, as amended hereby, and acknowledges and agrees that the Credit Agreement, as amended hereby, is and remains in full force and effect, and the Borrower and the Guarantors acknowledge and agree that their respective liabilities and obligations under the Credit Agreement, as amended hereby, and the Guaranty, are not impaired in any respect by this Amendment.

(c) From and after the Effective Date, all references to the Credit Agreement and the Credit Documents shall mean the Credit Agreement and such Credit Documents as amended by this Amendment.

(d) This Amendment is a Credit Document for the purposes of the provisions of the other Credit Documents. Without limiting the foregoing, any breach of representations, warranties, and covenants under this Amendment shall be a Default or Event of Default, as applicable, under the Credit Agreement.

Section 6. **Reaffirmation of the Guaranty.** Each Guarantor hereby ratifies, confirms, acknowledges and agrees that its obligations under the Guaranty are in full force and effect and that such Guarantor continues to unconditionally and irrevocably guarantee the full and punctual payment, when due, whether at stated maturity or earlier by acceleration or otherwise, of all of the Guaranteed Obligations (as defined in the Guaranty), as such Guaranteed Obligations may have been amended by this Amendment, and its execution and delivery of this Amendment does not indicate or establish an approval or consent requirement by such Guarantor under the Guaranty in connection with the execution and delivery of amendments, consents or waivers to the Credit Agreement, the Notes or any of the other Credit Documents.

Section 7. **Counterparts.** This Amendment may be signed in any number of counterparts, each of which shall be an original and all of which, taken together, constitute a single instrument. This Amendment may be executed by facsimile signature and all such signatures shall be effective as originals.

Section 8. **Successors and Assigns.** This Amendment shall be binding upon and inure to the benefit of the parties hereto and their respective successors and assigns permitted pursuant to the Credit Agreement.

Section 9. **Invalidity.** In the event that any one or more of the provisions contained in this Amendment shall for any reason be held invalid, illegal or unenforceable in any respect, such invalidity, illegality or unenforceability shall not affect any other provision of this Amendment.

Section 10. **Governing Law.** This Amendment shall be deemed a contract under, and shall be governed by, and construed and enforced in accordance with, the laws of the State of New York, applicable to contracts made and to be performed entirely within such state, including without regard to conflicts of laws principles (other than Section 5-1401 and Section 5-1402 of the General Obligations Law of the State of New York).

Section 11. **Entire Agreement.** **THIS AMENDMENT, THE CREDIT AGREEMENT AS AMENDED BY THIS AMENDMENT, THE NOTES, AND THE OTHER CREDIT DOCUMENTS CONSTITUTE THE ENTIRE UNDERSTANDING AMONG THE PARTIES HERETO WITH RESPECT TO THE SUBJECT MATTER HEREOF AND SUPERSEDE ANY PRIOR AGREEMENTS, WRITTEN OR ORAL, WITH RESPECT THERETO.**

[The remainder of this page has been left blank intentionally.]

EXECUTED to be effective as of the date first above written.

BORROWER:

FORUM ENERGY TECHNOLOGIES, INC.

By: /s/ James W. Harris
Name: James W. Harris
Title: Senior Vice President and Chief Financial Officer

GUARANTORS:

FET HOLDINGS, LLC

FORUM ENERGY SERVICES, INC.

FORUM INTERNATIONAL HOLDINGS, INC.

FORUM US, INC.

SUBSEA SERVICES INTERNATIONAL, INC.

TGH (US) INC.

By: /s/ James W. Harris
James W. Harris
Vice President

GLOBAL FLOW TECHNOLOGIES, INC.

Z EXPLORATIONS, INC.

Z RESOURCES, INC.

ZY-TECH GLOBAL INDUSTRIES, INC.

By: /s/ Harry A. Hernandez
Name: Harry A. Hernandez
Title: Secretary

PHOINIX GLOBAL, LLC

By: /s/ James W. Harris
James W. Harris
Vice President

Signature page to
Amendment No. 1 to Amended and Restated Credit Agreement
(Forum Energy Technologies, Inc.)

By: /s/ James W. Harris
James W. Harris
Vice President

By: /s/ James W. Harris
James W. Harris
Vice President

By: /s/ James W. Harris
James W. Harris
Vice President

By: /s/ James W. Harris
James W. Harris
Vice President

Signature page to
Amendment No. 1 to Amended and Restated Credit Agreement
(Forum Energy Technologies, Inc.)

**WELLS FARGO BANK,
NATIONAL ASSOCIATION**
as Administrative Agent, Swing Line Lender,
Issuing Lender, and Lender

Signature page to
Amendment No. 1 to Amended and Restated Credit Agreement
(Forum Energy Technologies, Inc.)

JPMORGAN CHASE BANK, N.A.

as an Issuing Lender, a Revolving Lender and a Term Lender

By: /s/ Thomas Okamoto

Thomas Okamoto

Authorized Officer

Signature page to
Amendment No. 1 to Amended and Restated Credit Agreement
(Forum Energy Technologies, Inc.)

BANK OF AMERICA, N.A.

as an Issuing Lender, a Revolving Lender and a Term Lender

By: /s/ Julie Castano

Julie Castano
Vice President

Signature page to
Amendment No. 1 to Amended and Restated Credit Agreement
(Forum Energy Technologies, Inc.)

CITIBANK, N.A.

as a Revolving Lender and a Term Lender

By: /s/ Lawrence Martin

Lawrence Martin
Director

Signature page to
Amendment No. 1 to Amended and Restated Credit Agreement
(Forum Energy Technologies, Inc.)

DEUTSCHE BANK TRUST COMPANY

AMERICAS, as a Revolving Lender and a Term Lender

By: /s/ Michael Getz

Michael Getz
Vice President

By: /s/ Marcus M. Tarkington

Marcus M. Tarkington
Director

Signature page to
Amendment No. 1 to Amended and Restated Credit Agreement
(Forum Energy Technologies, Inc.)

AMEGY BANK NATIONAL ASSOCIATION

as a Revolving Lender and a Term Lender

By: /s/ Blake A. Stoehr

Blake A. Stoehr
Senior Vice President

Signature page to
Amendment No. 1 to Amended and Restated Credit Agreement
(Forum Energy Technologies, Inc.)

HSBC BANK USA, N.A.
as a Revolving Lender and a Term Lender

By: /s/ Koby West

Koby West
Assistant Vice President

By: /s/ Bruce Robinson

Bruce Robinson
Vice President

Signature page to
Amendment No. 1 to Amended and Restated Credit Agreement
(Forum Energy Technologies, Inc.)

CREDIT SUISSE AG, CAYMAN

ISLANDS BRANCH, as a Revolving Lender and a Term Lender

By: /s/ Ari Bruger

Ari Bruger
Vice President

By: /s/ Vipul Dhadda

Vipul Dhadda
Associate

Signature page to
Amendment No. 1 to Amended and Restated Credit Agreement
(Forum Energy Technologies, Inc.)

COMERICA BANK,
as a Revolving Lender and a Term Lender
By: /s/ Cyd Dillahunt
Cyd Dillahunt
Vice President

Signature page to
Amendment No. 1 to Amended and Restated Credit Agreement
(Forum Energy Technologies, Inc.)

STOCK PURCHASE AGREEMENT

between

FORUM ENERGY TECHNOLOGIES, INC.

and

TINICUM, L.P.,

dated

March 28, 2012

TABLE OF CONTENTS

Section 1.	PURCHASE AND SALE OF STOCK; OTHER AGREEMENTS	2
	1.1 Agreement to Purchase and Sell	2
	1.2 No Fractional Shares	3
	1.3 Adoption Agreement	3
	1.4 Lock-Up Agreement	3
Section 2.	CLOSING	3
	2.1 The Closing	3
Section 3.	REPRESENTATIONS AND WARRANTIES OF THE COMPANY	4
	3.1 Preliminary Prospectus	4
	3.2 Pricing Disclosure Package	4
	3.3 Issuer Free Writing Prospectus	4
	3.4 Registration Statement and Prospectus	5
	3.5 Financial Statements	5
	3.6 No Material Adverse Change	6
	3.7 Organization and Good Standing and Qualification	6
	3.8 Due Authorization of Transaction Agreements	7
	3.9 Due Authorization of Underwriting Agreement	7
	3.10 Capitalization	7
	3.11 Stock Options	8
	3.12 Valid Issuance of Share in the Initial Public Offering	8
	3.13 Valid Issuance of Securities Hereunder	8
	3.14 No Violation or Default	8
	3.15 No Conflicts	9
	3.16 No Consents Required	9
	3.17 Legal Proceedings	9
	3.18 Independent Accountants	10
	3.19 Title to Real and Personal Property	10
	3.20 Title to Intellectual Property	10
	3.21 No Undisclosed Relationships	10
	3.22 Investment Company Act	11
	3.23 Taxes	11
	3.24 Licenses and Permits	11
	3.25 No Labor Disputes	11
	3.26 Compliance with and Liability under Environmental Laws	11
	3.27 Hazardous Materials	12
	3.28 Compliance with ERISA	12
	3.29 Disclosure Controls	13
	3.30 Accounting Controls	13
	3.31 Insurance	14
	3.32 No Unlawful Payments	14
	3.33 Compliance with Money Laundering Laws	14

3.34 Compliance with OFAC	14
3.35 No Restrictions on Subsidiaries	14
3.36 No Broker's Fees	15
3.37 No Registration Rights	15
3.38 No Stabilization	15
3.39 Forward-Looking Statements	15
3.40 Statistical and Market Data	15
3.41 Sarbanes-Oxley Act	15
3.42 Status under the Securities Act	15
3.43 Pricing Disclosure Package at the Applicable Time	15
Section 4. REPRESENTATIONS, WARRANTIES, AND CERTAIN AGREEMENTS OF THE INVESTOR	16
4.1 Organization and Good Standing and Qualification	16
4.2 Authorization	16
4.3 Purchase for Own Account	16
4.4 Exempt Offering	16
4.5 Disclosure of Information	17
4.6 Investment Experience	17
4.7 Qualified Institutional Buyer or Accredited Investor Status	17
4.8 Restricted Securities	17
4.9 Further Limitations on Disposition	17
4.10 Legends	18
Section 5. CONDITIONS TO THE INVESTOR'S OBLIGATIONS AT CLOSING	18
5.1 Representations and Warranties	18
5.2 Performance	18
5.3 Compliance Certificate	18
5.4 Closing of the Initial Public Offering	18
5.5 Execution and Delivery of Side Letter	18
Section 6. CONDITIONS TO THE COMPANY'S OBLIGATIONS AT CLOSING	18
6.1 Representations and Warranties	19
6.2 Performance	19
6.3 Compliance Certificate	19
6.4 Closing of the Initial Public Offering	19
6.5 Adoption Agreement	19
6.6 Lock-Up Agreement	19
Section 7. INDEMNIFICATION	19
7.1 Indemnification	19
7.2 Payment	20
7.3 Survival of Representations and Warranties	20
7.4 Notice of Claims	20
7.5 Waiver of Certain Damages	21
7.6 Exclusive Remedy	21

Section 8.	TERMINATION	21
	8.1 Outside Date	21
	8.2 Adverse Effect on Initial Public Offering	21
Section 9.	GENERAL PROVISIONS	21
	9.1 Successors and Assigns	21
	9.2 Third Parties	21
	9.3 Governing Law	21
	9.4 Counterparts	21
	9.5 Headings	22
	9.6 Notices	22
	9.7 No Finder's Fees	22
	9.8 Amendments and Waivers	23
	9.9 Severability	23
	9.10 Entire Agreement	23
	9.11 Further Assurances	23
	9.12 Forward Stock Split	23
	9.13 Delays or Omissions	23

STOCK PURCHASE AGREEMENT

This Stock Purchase Agreement (this "**Agreement**") is made and entered into as of the 28th day of March, 2012, by and between Forum Energy Technologies, Inc., a Delaware corporation (the "**Company**"), and Tinicum, L.P., a Delaware limited partnership (such entity, or its permitted assignee, the "**Investor**").

RECITALS:

WHEREAS, the Company has prepared and filed with the Securities and Exchange Commission (the "**Commission**") under the Securities Act of 1933, as amended, and the rules and regulations of the Commission thereunder (collectively, the "**Securities Act**"), a registration statement on Form S-1 (Registration No. 333-176603), including a prospectus, relating to the initial public offering (the "**Initial Public Offering**") by the Company of shares of common stock of the Company, \$0.01 par value per share (the "**Common Stock**," and such shares of Common Stock sold in the Initial Public Offering, the "**Shares**"). Such registration statement, as amended at the time it becomes effective, including the information, if any, deemed pursuant to Rule 430A under the Securities Act to be part of the registration statement at the time of its effectiveness ("**Rule 430 Information**"), is referred to herein as the "**Registration Statement**"; and as used herein, the term "**Preliminary Prospectus**" means each prospectus included in such registration statement (and any amendments thereto) before effectiveness that is furnished by the Company to the Underwriters (as defined below) for distribution in connection with the offering of the Shares, any prospectus filed with the Commission pursuant to Rule 424(a) under the Securities Act and the prospectus included in the Registration Statement at the time of its effectiveness that omits Rule 430 Information, and the term "**Prospectus**" means the prospectus in the form first used (or made available upon request of purchasers pursuant to Rule 173 under the Securities Act) in connection with confirmation of sales of the Shares. If the Company files an abbreviated registration statement pursuant to Rule 462(b) under the Securities Act (the "**Rule 462 Registration Statement**"), then any reference herein to the term "Registration Statement" shall be deemed to include such Rule 462 Registration Statement;

WHEREAS, promptly following the execution and delivery of this Agreement, the Company intends to file a Preliminary Prospectus setting forth a per share price range of \$18.00 to \$20.00 within which the Company expects to offer shares of Common Stock to the public in the Initial Public Offering (such Preliminary Prospectus, together with the pricing information set forth on Annex B to the Underwriting Agreement (as defined below) and each "free writing prospectus" (as defined pursuant to Rule 405 under the Securities Act) listed on Annex B to the Underwriting Agreement, the "**Pricing Disclosure Package**");

WHEREAS, promptly following the determination of the price per share at which the Common Stock is to be offered to the public in the Initial Public Offering (the "**Public Share Price**"), the Company intends enter into an underwriting agreement (the "**Underwriting Agreement**") with J.P. Morgan Securities LLC, Merrill Lynch, Pierce, Fenner & Smith Incorporated, Credit Suisse Securities (USA) LLC, Citigroup Global Markets Inc. and Deutsche Bank Securities Inc. (the "**Representatives**") as representatives of the several underwriters listed in Schedule 1 to the Underwriting Agreement (the "**Underwriters**") setting forth the price per share at which the shares of Common Stock will be sold to the Underwriters pursuant to the

Underwriting Agreement (the "**Underwriter Share Price**"), the number of shares of Common Stock to be issued and sold by the Company to the Underwriters pursuant to the Underwriting Agreement (such number (not taking into account any Shares to be issued and sold pursuant to the Underwriters' option to purchase additional shares of Common Stock from the Company), the "**Primary Shares Amount**") and the number of shares of Common Stock to be sold by the stockholders of the Company named in Schedule 2 to the Underwriting Agreement (the "**Selling Stockholders**") to the Underwriters pursuant to the Underwriting Agreement (such number (not taking into account any Shares to be sold pursuant to the Underwriters' option to purchase additional shares of Common Stock from the Selling Stockholders), the "**Secondary Shares Amount**," and the Secondary Shares Amount, together with the Public Share Price, the Underwriter Share Price and the Primary Shares Amount, the "**Initial Public Offering Economics**"); and

WHEREAS, concurrently with the closing of the Initial Public Offering, the Company desires to sell to the Investor, and the Investor desires to purchase from the Company, shares of Common Stock in an offering exempt from the registration requirements of the Securities Act on the terms and conditions set forth in this Agreement.

NOW, THEREFORE, in consideration of the foregoing recitals and the mutual promises set forth in this Agreement, the parties to this Agreement agree as follows:

Section 1. PURCHASE AND SALE OF STOCK; OTHER AGREEMENTS.

1.1 Agreement to Purchase and Sell. Subject to the terms and conditions of this Agreement and in reliance upon the representations and warranties set forth in this Agreement, the Company agrees to issue, sell and deliver to the Investor at the Closing (as defined in Section 2.1), and the Investor agrees to purchase from the Company at the Closing, at a price per share equal to the Underwriter Share Price, a number of shares of Common Stock equal to fifty million dollars (\$50,000,000) divided by the Underwriter Share Price; *provided, however*, that if (a) the Public Share Price is greater than \$20.00; (b) the Primary Shares Amount is less than thirteen million one hundred fifty-seven thousand eight hundred ninety-four (13,157,894) shares; or (c) the Secondary Shares Amount is greater than seven million nine hundred thousand (7,900,000) shares, then the Investor shall have no obligation to purchase shares of Common Stock pursuant to this Agreement and the Investor shall have the right to either terminate this Agreement or elect to purchase such number of shares of Common Stock equal to an aggregate dollar amount that is less than or equal to fifty million dollars (\$50,000,000), as solely determined by the Investor, divided by the Underwriter Share Price. If upon determination of the Initial Public Offering Economics, the Initial Public Offering Economics are such that any of the statements in clauses (a), (b) or (c) of the immediately preceding sentence is true, then an "**Opt-Out Event**" shall be deemed to have occurred. Immediately following determination of the Initial Public Offering Economics, the Company shall notify the Investor in writing (via electronic mail) of the Initial Public Offering Economics (the "**Pricing Notification**"). If an Opt-Out Event shall have occurred, then the Investor shall have two hours following delivery of the Pricing Notification to deliver to the Company an irrevocable notice in writing (via electronic mail) of its exercise of its purchase right and the aggregate dollar amount that the Investor desires to purchase (the "**Purchase Notification**"); *provided, however*, that notwithstanding the foregoing, the Investor shall use

reasonable best efforts to deliver any such Purchase Notification within one hour following delivery of the Pricing Notification. If the Investor timely delivers a Purchase Notification pursuant to the foregoing sentence, then subject to the terms and conditions of this Agreement and in reliance upon the representations and warranties set forth in this Agreement, the Company agrees to issue, sell and deliver to the Investor at the Closing, and the Investor agrees to purchase from the Company at the Closing, at a price per share equal to the Underwriter Share Price, the number of shares of Common Stock equal to the aggregate dollar amount set forth in the Purchase Notification divided by the Underwriter Share Price. If an Opt-Out Event occurs and the Investor fails to timely deliver a Purchase Notification to the Company, then this Agreement shall automatically terminate and neither party will have any liability under this Agreement to the other party. The shares of Common Stock purchased and sold pursuant to this Agreement shall be collectively referred to in this Agreement as the "Securities."

1.2 No Fractional Shares. No fractional shares of Common Stock shall be issued to the Investor pursuant to Section 1.1 of this Agreement. If any fractional shares of Common Stock would otherwise be issued to the Investor in accordance with the provisions hereof, the number of shares of Common Stock to be issued to the Investor shall be rounded down to the nearest whole share of Common Stock.

1.3 Adoption Agreement. At the Closing, the Investor agrees to execute and deliver the Adoption Agreement in the form attached as Exhibit A to the Stockholders Agreement (as defined in Section 3.8) (the "Adoption Agreement"). The Company and the Investor agree that, upon the Closing and the issuance of the Securities, the Investor shall be considered a Non-SCF Holder (as defined in the Stockholders Agreement) for all purposes under the Stockholders Agreement.

1.4 Lock-Up Agreement. The Investor agrees to execute and deliver to the lead Underwriter the Lock-Up Agreement in the form attached hereto as Exhibit A (the "Investor Lock-Up Agreement").

Section 2. CLOSING.

2.1 The Closing. The purchase and sale of the Securities shall take place concurrently with the closing of the Initial Public Offering at the offices of Baker Botts L.L.P., 910 Louisiana Street, Houston, Texas, or at such other place that the closing of the Initial Public Offering may occur pursuant to the Underwriting Agreement (which time and place are referred to in this Agreement as the "**Closing**"). At the Closing, the Company shall deliver to the Investor book-entry shares, registered in the name of the Investor at American Stock, Transfer & Trust Company, LLC, evidencing the number of shares of Common Stock to be purchased by the Investor pursuant to Section 1.1 of this Agreement against payment of the purchase price for such shares of Common Stock as determined in accordance with Section 1.1 of this Agreement by wire transfer of immediately available funds to the Company pursuant to written instructions to be delivered to the Investor not less than three (3) days prior to the Closing.

Section 3. REPRESENTATIONS AND WARRANTIES OF THE COMPANY. Unless specifically stated otherwise, the Company represents and warrants to the Investor, as of the Applicable Time (as defined in the Underwriting Agreement) and as of the Closing, that:

3.1 Preliminary Prospectus. No order preventing or suspending the use of any Preliminary Prospectus has been issued by the Commission, and each Preliminary Prospectus included in the Pricing Disclosure Package, at the time of filing thereof, complied in all material respects with the Securities Act, and no Preliminary Prospectus, at the time of filing thereof, contained any untrue statement of a material fact or omitted to state a material fact necessary in order to make the statements therein, in the light of the circumstances under which they were made, not misleading; *provided* that the Company makes no representation and warranty with respect to any statements or omissions made in reliance upon and in conformity with information relating to any Underwriter furnished to the Company in writing by such Underwriter through the Representatives expressly for use in any Preliminary Prospectus, it being understood and agreed that the only such information furnished by any Underwriter consists of the information described as such in Section 9(c) of the Underwriting Agreement.

3.2 Pricing Disclosure Package. The Pricing Disclosure Package does not contain any untrue statement of a material fact or omit to state a material fact necessary in order to make the statements therein, in the light of the circumstances under which they were made, not misleading; *provided* that the Company makes no representation and warranty with respect to any statements or omissions made in reliance upon and in conformity with information relating to any Underwriter furnished to the Company in writing by such Underwriter through the Representatives expressly for use in such Pricing Disclosure Package, it being understood and agreed that the only such information furnished by any Underwriter consists of the information described as such in Section 9(c) of the Underwriting Agreement.

3.3 Issuer Free Writing Prospectus. Other than the Registration Statement, the Preliminary Prospectus and the Prospectus, the Company (including its agents and representatives, other than the Underwriters in their capacity as such) has not prepared, used, authorized, approved or referred to and will not prepare, use, authorize, approve or refer to any "written communication" (as defined in Rule 405 under the Securities Act) that constitutes an offer to sell or solicitation of an offer to buy the Shares (each such communication by the Company or its agents and representatives (other than a communication referred to in clause (i) below) an "**Issuer Free Writing Prospectus**") other than (i) any document not constituting a prospectus pursuant to Section 2(a)(10) (a) of the Securities Act or Rule 134 under the Securities Act or (ii) the documents listed on Annex B to the Underwriting Agreement, each electronic road show and any other written communications approved in writing in advance by the Representatives. Each such Issuer Free Writing Prospectus complied in all material respects with the Securities Act, has been or will be (within the time period specified in Rule 433) filed in accordance with the Securities Act (to the extent required thereby) and, when taken together with the Preliminary Prospectus accompanying, or delivered prior to delivery of, such Issuer Free Writing Prospectus, did not, and as of the Closing will not, contain any untrue statement of a material fact or omit to state a material fact necessary in order to make the statements therein, in the light of the circumstances under which they were made, not misleading; *provided* that the Company makes no representation and warranty with respect to

any statements or omissions made in each such Issuer Free Writing Prospectus or Preliminary Prospectus in reliance upon and in conformity with information relating to any Underwriter furnished to the Company in writing by such Underwriter through the Representatives expressly for use in such Issuer Free Writing Prospectus or Preliminary Prospectus, it being understood and agreed that the only such information furnished by any Underwriter consists of the information described as such in Section 9(c) of the Underwriting Agreement.

3.4 Registration Statement and Prospectus. The Registration Statement has been declared effective by the Commission. No order suspending the effectiveness of the Registration Statement has been issued by the Commission, and no proceeding for that purpose or pursuant to Section 8A of the Securities Act against the Company or related to the offering of the Shares has been initiated or, to the knowledge of the Company, threatened by the Commission; as of the applicable effective date of the Registration Statement and any post-effective amendment thereto, the Registration Statement and any such post-effective amendment complied and will comply in all material respects with the Securities Act, and did not and will not contain any untrue statement of a material fact or omit to state a material fact required to be stated therein or necessary in order to make the statements therein not misleading; and as of the date of the Prospectus and any amendment or supplement thereto and as of the Closing, the Prospectus will not contain any untrue statement of a material fact or omit to state a material fact necessary in order to make the statements therein, in the light of the circumstances under which they were made, not misleading; *provided* that the Company makes no representation and warranty with respect to any statements or omissions made in reliance upon and in conformity with information relating to any Underwriter furnished to the Company in writing by such Underwriter through the Representatives expressly for use in the Registration Statement and the Prospectus and any amendment or supplement thereto, it being understood and agreed that the only such information furnished by any Underwriter consists of the information described as such in Section 9(c) of the Underwriting Agreement.

3.5 Financial Statements.

(a) **Financial Statements of the Company.** The financial statements and the related notes thereto of the Company and its consolidated subsidiaries included in the Registration Statement, the Pricing Disclosure Package and the Prospectus comply in all material respects with the applicable requirements of the Securities Act and present fairly in all material respects the financial position of the Company and its consolidated subsidiaries, as of the dates indicated and the results of their operations and the changes in their cash flows for the periods specified; such financial statements have been prepared in conformity with generally accepted accounting principles in the United States applied on a consistent basis throughout the periods covered thereby, and any supporting schedules included in the Registration Statement present fairly in all material respects the information required to be stated therein; the other financial information included in the Registration Statement, the Pricing Disclosure Package and the Prospectus has been derived from the accounting records of the Company and its consolidated subsidiaries and presents fairly in all material respects the information shown thereby; and the pro forma financial information and the related notes thereto included in the Registration Statement, the Pricing Disclosure Package and the Prospectus have been prepared in accordance with the applicable requirements of the Securities Act and give effect to assumptions made on a reasonable basis as set forth in the Registration Statement, the Pricing Disclosure Package and the Prospectus.

(b) Financial Statements of Davis-Lynch, Inc. The financial statements and the related notes thereto of Davis-Lynch, Inc. included in the Registration Statement, the Pricing Disclosure Package and the Prospectus comply in all material respects with the applicable requirements of the Securities Act and the Exchange Act (as defined in Section 3.29), as applicable, and present fairly in all material respects the financial position of Davis-Lynch, Inc. as of the dates indicated and the results of its operations and the changes in its cash flows for the periods specified; such financial statements have been prepared in conformity with generally accepted accounting principles applied on a consistent basis throughout the periods covered thereby, and the other financial information of Davis-Lynch, Inc. included in the Registration Statement, the Pricing Disclosure Package and the Prospectus has been derived from the accounting records of Davis-Lynch, Inc. and presents fairly in all material respects the information shown thereby.

3.6 No Material Adverse Change. Since the date of the most recent financial statements of the Company included in the Registration Statement, the Pricing Disclosure Package and the Prospectus, and except as disclosed in the Registration Statement, Pricing Disclosure Package and Prospectus, (i) there has not been any material change in the capital stock (other than the issuance of shares of Common Stock upon exercise of stock options and warrants described as outstanding in, and the grant of options and awards under existing equity incentive plans described in, the Registration Statement, the Pricing Disclosure Package and the Prospectus), any material change in the short-term debt or long-term debt of the Company or any of its subsidiaries, or any dividend or distribution of any kind declared, set aside for payment, paid or made by the Company on any class of capital stock, or any material adverse change, or any development involving a prospective material adverse change, in or affecting the business, properties, financial position, stockholders' equity, results of operations or prospects of the Company and its subsidiaries taken as a whole; (ii) neither the Company nor any of its subsidiaries has entered into any transaction or agreement that is material to the Company and its subsidiaries taken as a whole or incurred any liability or obligation, direct or contingent, that is material to the Company and its subsidiaries taken as a whole; and (iii) neither the Company nor any of its subsidiaries has sustained any loss or interference with its business that is material to the Company and its subsidiaries taken as a whole and that is either from fire, explosion, flood or other calamity, whether or not covered by insurance, or from any labor disturbance or dispute or any action, order or decree of any court or arbitrator or governmental or regulatory authority, except in each case as otherwise disclosed in the Registration Statement, the Pricing Disclosure Package and the Prospectus.

3.7 Organization and Good Standing and Qualification. As of the date hereof and as of the Closing, the Company and each of its subsidiaries have been duly organized and are validly existing and in good standing under the laws of their respective jurisdictions of organization, are duly qualified to do business and are in good standing in each jurisdiction in which their respective ownership or lease of property or the conduct of their respective businesses requires such qualification, and have all power and authority necessary to own or hold their respective properties and to conduct the businesses in which they are engaged, except where the failure to be so qualified or in good standing or have such power or

authority would not, individually or in the aggregate, have a material adverse effect on the business, properties, financial position, stockholders' equity, results of operations or prospects of the Company and its subsidiaries taken as a whole or on the performance by the Company of its obligations under this Agreement and the Underwriting Agreement (a "**Material Adverse Effect**"). The subsidiaries listed in Schedule 3 to the Underwriting Agreement are the only significant subsidiaries of the Company.

3.8 Due Authorization of Transaction Agreements. As of the date hereof and as of the Closing, the Company has full right, power and authority to execute and deliver this Agreement and the Side Letter attached hereto as **Exhibit B** (the "**Side Letter**") and this Agreement, together with the Side Letter, the "**Transaction Agreements**"), and to perform its obligations hereunder and thereunder, and all action required to be taken for the due and proper authorization, execution and delivery by it of the Transaction Agreements and the consummation by it of the transactions contemplated hereby and thereby have been duly and validly taken. As of the date hereof and as of the Closing, the Transaction Agreements constitute valid and legally binding obligations of the Company, enforceable in accordance with their respective terms, except as may be limited by (a) applicable bankruptcy, insolvency, reorganization or other laws of general application relating to or affecting the enforcement of creditors' rights generally; (b) the effect of rules of law governing the availability of equitable remedies; and (c) to the extent the indemnification provisions contained in the Registration Rights Agreement attached to the Amended and Restated Stockholders Agreement of the Company, dated as of August 2, 2010, as amended (the "**Stockholders Agreement**," as Exhibit B (the "**Registration Rights Agreement**") may be limited by applicable federal or state securities laws.

3.9 Due Authorization of Underwriting Agreement. The Company has full right, power and authority to execute and deliver the Underwriting Agreement and to perform its obligations thereunder; and all action required to be taken for the due and proper authorization, execution and delivery by it of the Underwriting Agreement and the consummation by it of the transactions contemplated thereby have been duly and validly taken. As of the Closing, the Underwriting Agreement has been duly authorized, executed and delivered by the Company.

3.10 Capitalization. The Company has an authorized capitalization as set forth in the Registration Statement, the Pricing Disclosure Package and the Prospectus under the headings "Capitalization" and "Description of capital stock"; all the outstanding shares of capital stock of the Company (including the Shares to be sold by the Selling Stockholders in the Initial Public Offering) have been duly authorized and validly issued and are fully paid and non-assessable and are not subject to any preemptive or similar rights; except as described in or expressly contemplated by the Pricing Disclosure Package and the Prospectus, there are no outstanding rights (including, without limitation, preemptive rights), warrants or options to acquire, or instruments convertible into or exchangeable for, any shares of capital stock or other equity interest in the Company or any of its subsidiaries, or any contract, commitment, agreement, understanding or arrangement of any kind relating to the issuance of any capital stock of the Company or any such subsidiary, any such convertible or exchangeable securities or any such rights, warrants or options; the capital stock of the Company conforms in all material respects to the description thereof contained in the Registration Statement, the Pricing

Disclosure Package and the Prospectus; and all the outstanding shares of capital stock or other equity interests of each subsidiary owned, directly or indirectly, by the Company have been duly authorized and validly issued, are fully paid and non-assessable (except, in the case of any foreign subsidiary, for directors' qualifying shares) and are owned directly or indirectly by the Company, free and clear of any lien, charge, encumbrance, security interest, restriction on voting or transfer or any other claim of any third party, other than those arising under the Amended and Restated Credit Agreement, dated as of October 4, 2011, among the Company, as Borrower, Wells Fargo Bank, National Association, as Administrative Agent and Swing Line Lender, Wells Fargo Bank, National Association, JPMorgan Chase Bank, N.A. and Bank of America, N.A. and such other lenders designated from time to time as issuing lenders.

3.11 Stock Options. With respect to the stock options (the "**Stock Options**") granted pursuant to the stock-based compensation plans of the Company and its subsidiaries (the "**Company Stock Plans**"), (i) each Stock Option intended to qualify as an "incentive stock option" under Section 422 of the Internal Revenue Code of 1986, as amended (the "**Code**") so qualifies, (ii) each grant of a Stock Option was duly authorized no later than the date on which the grant of such Stock Option was by its terms to be effective by all necessary corporate action, including, as applicable, approval by the board of directors of the Company (or a duly constituted and authorized committee thereof) and any required stockholder approval by the necessary number of votes or written consents, and the award agreement governing such grant (if any) was duly executed and delivered by each party thereto, (iii) each such grant was made in accordance with the terms of the Company Stock Plans and (iv) each such grant was properly accounted for in accordance with GAAP in the financial statements (including the related notes) of the Company.

3.12 Valid Issuance of Share in the Initial Public Offering. The Shares to be issued and sold by the Company under the Underwriting Agreement have been duly authorized by the Company and, when issued and delivered and paid for as provided therein, will be duly and validly issued, will be fully paid and nonassessable and will conform in all material respects to the descriptions thereof in the Registration Statement, the Pricing Disclosure Package and the Prospectus; and the issuance of the Shares is not subject to any preemptive or similar rights.

3.13 Valid Issuance of Securities Hereunder. As of the date hereof and as of the Closing, the Securities to be issued and sold by the Company hereunder have been duly authorized by the Company and, when issued and delivered and paid for as provided herein, will be duly and validly issued, will be fully paid and nonassessable; will be delivered to the Investor free and clear of all liens, encumbrances, equities or adverse claims (other than those (a) restrictions under any federal or state securities laws, (b) restrictions created pursuant to this Agreement or the Stockholders Agreement and (c) any liens, encumbrances, equities or adverse claims as a result of actions by the Investor); and the issuance of the Securities is not subject to any preemptive or similar rights.

3.14 No Violation or Default. Neither the Company nor any of its subsidiaries is (i) in violation of its charter or bylaws or similar organizational documents; (ii) in default, and no event has occurred that, with notice or lapse of time or both, would constitute such a default, in the due performance or observance of any term, covenant or condition contained in

any indenture, mortgage, deed of trust, loan agreement or other agreement or instrument to which the Company or any of its subsidiaries is a party or by which the Company or any of its subsidiaries is bound or to which any of the property or assets of the Company or any of its subsidiaries is subject; or (iii) in violation of any law or statute or any judgment, order, rule or regulation of any court or arbitrator or governmental or regulatory authority, except, in the case of clauses (ii) and (iii) above, for any such default or violation that would not, individually or in the aggregate, reasonably be expected to have a Material Adverse Effect.

3.15 No Conflicts. The execution, delivery and performance by the Company of this Agreement and the Underwriting Agreement, the issuance and sale by the Company of the Securities under this Agreement and the Shares under the Underwriting Agreement and the consummation by the Company of the transactions contemplated by this Agreement and the Underwriting Agreement will not (i) conflict with or result in a breach or violation of any of the terms or provisions of, or constitute a default under, or result in the creation or imposition of any lien, charge or encumbrance upon any property or assets of the Company or any of its subsidiaries pursuant to, any indenture, mortgage, deed of trust, loan agreement or other agreement or instrument to which the Company or any of its subsidiaries is a party or by which the Company or any of its subsidiaries is bound or to which any of the property or assets of the Company or any of its subsidiaries is subject, (ii) result in any violation of the provisions of the charter or bylaws or similar organizational documents of the Company or any of its subsidiaries or (iii) result in the violation of any law or statute or any judgment, order, rule or regulation of any court or arbitrator or governmental or regulatory authority applicable to the Company and its subsidiaries, except, in the case of clauses (i) and (iii) above, for any such conflict, breach, violation or default that would not, individually or in the aggregate, reasonably be expected to have a Material Adverse Effect.

3.16 No Consents Required. No consent, approval, authorization, order, license, registration or qualification of or with any court or arbitrator or governmental or regulatory authority is required for the execution, delivery and performance by the Company of this Agreement and the Underwriting Agreement, the issuance and sale by the Company of the Securities under this Agreement and the Shares under the Underwriting Agreement and the consummation of the transactions by the Company contemplated by this Agreement and the Underwriting Agreement, except for the registration of the Shares under the Securities Act and such consents, approvals, authorizations, orders and registrations or qualifications as may be required by the Financial Industry Regulatory Authority, Inc. and under applicable state securities laws in connection with the purchase and distribution of the Shares by the Underwriters.

3.17 Legal Proceedings. Except as described in the Registration Statement, the Pricing Disclosure Package and the Prospectus, there are no legal, governmental or regulatory investigations, actions, suits or proceedings pending to which the Company or any of its subsidiaries is a party or to which any property of the Company or any of its subsidiaries is the subject that, individually or in the aggregate, if determined adversely to the Company or any of its subsidiaries, could reasonably be expected to have a Material Adverse Effect; to the knowledge of the Company, no such investigations, actions, suits or proceedings are threatened or contemplated by any governmental or regulatory authority or threatened by others; and (i) there are no current or pending legal, governmental or regulatory actions, suits

or proceedings that are required under the Securities Act to be described in the Registration Statement, the Pricing Disclosure Package or the Prospectus that are not so described in the Registration Statement, the Pricing Disclosure Package and the Prospectus and (ii) there are no statutes, regulations or contracts or other documents that are required under the Securities Act to be filed as exhibits to the Registration Statement or described in the Registration Statement, the Pricing Disclosure Package or the Prospectus that are not so filed as exhibits to the Registration Statement or described in the Registration Statement, the Pricing Disclosure Package and the Prospectus.

3.18 Independent Accountants. Each of (i) PricewaterhouseCoopers LLP, who has certified certain financial statements of the Company and its subsidiaries, (ii) Pannell Kerr Forster of Texas, P.C., who has certified certain financial statements of Subsea Services International, Inc., (iii) Deloitte LLP, who has certified certain financial statements of Triton Group Holdings LLC, (iv) Ernst & Young LLP, who has certified certain financial statements of Allied, and (v) UHY LLP, who has certified certain financial statements of Davis-Lynch, Inc., is an independent registered public accounting firm with respect to the Company and its subsidiaries, as the case may be, within the applicable rules and regulations adopted by the Commission and the Public Company Accounting Oversight Board (United States) and as required by the Securities Act.

3.19 Title to Real and Personal Property. The Company and its subsidiaries have good and marketable title in fee simple (in the case of real property) to, or have valid rights to lease or otherwise use, all items of real and personal property that are material to the respective businesses of the Company and its subsidiaries, in each case free and clear of all liens, encumbrances, claims and defects and imperfections of title except those that (i) do not materially interfere with the use made and proposed to be made of such property by the Company and its subsidiaries or (ii) would not, individually or in the aggregate, reasonably be expected to have a Material Adverse Effect.

3.20 Title to Intellectual Property. The Company and its subsidiaries own or possess adequate rights to use all material patents, patent applications, trademarks, service marks, trade names, trademark registrations, service mark registrations, copyrights, licenses and know-how (including trade secrets and other unpatented and/or unpatentable proprietary or confidential information, systems or procedures) material to the conduct of their respective businesses, and the conduct of their respective businesses will not conflict in any material respect with any such rights of others. The Company and its subsidiaries have not received any notice of any claim of infringement or conflict with any such rights of others which could, individually or in the aggregate, reasonably be expected to result in a Material Adverse Effect.

3.21 No Undisclosed Relationships. No relationship, direct or indirect, exists between or among the Company or any of its subsidiaries, on the one hand, and the directors, officers, stockholders, customers or suppliers of the Company or any of its subsidiaries, on the other, that is required by the Securities Act to be described in the Registration Statement and the Prospectus and that is not so described in such documents and in the Pricing Disclosure Package.

3.22 Investment Company Act. The Company is not and, after giving effect to the offering and sale of the Shares in the Initial Public Offering and the application of the proceeds thereof received by the Company as described in the Registration Statement, the Pricing Disclosure Package and the Prospectus, will not be required to register as an "investment company" or an entity "controlled" by an "investment company" within the meaning of the Investment Company Act of 1940, as amended, and the rules and regulations of the Commission thereunder.

3.23 Taxes. The Company and its subsidiaries have paid all federal, state, local and foreign taxes and filed all tax returns required to be paid or filed through the date hereof, except as would not, individually or in the aggregate, reasonably be expected to have a Material Adverse Effect; and except as otherwise disclosed in the Registration Statement, the Pricing Disclosure Package and the Prospectus, there is no material tax deficiency that has been, or could reasonably be expected to be, asserted against the Company or any of its subsidiaries or any of their respective properties or assets.

3.24 Licenses and Permits. The Company and its subsidiaries possess all licenses, certificates, permits and other authorizations issued by, and have made all declarations and filings with, the appropriate federal, state, local or foreign governmental or regulatory authorities that are necessary for the ownership or lease of their respective properties or the conduct of their respective businesses as described in the Registration Statement, the Pricing Disclosure Package and the Prospectus, except where the failure to possess or make the same would not, individually or in the aggregate, reasonably be expected to have a Material Adverse Effect; and except as described in the Registration Statement, the Pricing Disclosure Package and the Prospectus, neither the Company nor any of its subsidiaries has received notice of any revocation or modification of any such license, certificate, permit or authorization.

3.25 No Labor Disputes. No labor disturbance by or dispute with employees of the Company or any of its subsidiaries exists or, to the knowledge of the Company, is threatened, and the Company is not aware of any existing or imminent labor disturbance by, or dispute with, the employees of any of its or its subsidiaries' principal suppliers, contractors or customers, except as would not reasonably be expected to have a Material Adverse Effect.

3.26 Compliance with and Liability under Environmental Laws. (i) The Company and its subsidiaries (a) are in compliance with any and all applicable federal, state, local and foreign laws, rules, regulations, requirements, decisions, judgments, decrees and orders relating to the protection of the environment, natural resources or human health or safety, including those relating to the generation, storage, treatment, use, handling, transportation, Release (as defined in [Section 3.27](#)) or threat of Release of Hazardous Materials (as defined in [Section 3.27](#)) (collectively, "**Environmental Laws**"), (b) have received and are in compliance with all permits, licenses or other approvals required of them under applicable Environmental Laws to conduct their respective businesses, (c) have not received notice of any actual or potential liability under or relating to, or actual or potential violation of, any Environmental Laws, including for the investigation or remediation of any Release or threat of Release of Hazardous Materials, and have no knowledge of any event or condition that would reasonably be expected to result in any such notice, (d) are not

conducting or paying for, in whole or in part, any investigation, remediation or other corrective action pursuant to any Environmental Law at any location, and (e) are not a party to any order, decree or agreement that imposes any obligation or liability under any Environmental Law, and (ii) there are no costs or liabilities associated with Environmental Laws of or relating to the Company or its subsidiaries, except in the case of each of (i) and (ii) above, for any such matter, as would not, individually or in the aggregate, reasonably be expected to have a Material Adverse Effect; and (iii) except as described in the Registration Statement, the Pricing Disclosure Package and the Prospectus, (a) there are no proceedings that are pending, or that are known to be contemplated, against the Company or any of its subsidiaries under any Environmental Laws in which a governmental entity is also a party, other than such proceedings regarding which it is reasonably believed no monetary sanctions of \$100,000 or more will be imposed, (b) the Company and its subsidiaries are not aware of any facts or issues regarding compliance with Environmental Laws, or liabilities or other obligations under Environmental Laws, including the Release or threat of Release of Hazardous Materials, that could reasonably be expected to have a material effect on the capital expenditures, earnings or competitive position of the Company and its subsidiaries, and (c) none of the Company and its subsidiaries anticipates material capital expenditures relating to any Environmental Laws.

3.27 Hazardous Materials. There has been no storage, generation, transportation, use, handling, treatment, Release or threat of Release of Hazardous Materials by, relating to or caused by the Company or any of its subsidiaries (or, to the knowledge of the Company and its subsidiaries, any other entity (including any predecessor) for whose acts or omissions the Company or any of its subsidiaries is or could reasonably be expected to be liable) at, on, under or from any property or facility now or previously owned, operated or leased by the Company or any of its subsidiaries, or at, on, under or from any other property or facility, in violation of any Environmental Laws or in a manner or amount or to a location that could reasonably be expected to result in any liability under any Environmental Law, except for any violation or liability which would not, individually or in the aggregate, reasonably be expected to have a Material Adverse Effect. "**Hazardous Materials**" means any material, chemical, substance, waste, pollutant, contaminant, compound, mixture, or constituent thereof, in any form or amount, including petroleum (including crude oil or any fraction thereof) and petroleum products, natural gas liquids, asbestos and asbestos containing materials, naturally occurring radioactive materials, brine, and drilling mud, regulated by a government agency or which can give rise to liability under any Environmental Law. "**Release**" means any spilling, leaking, seepage, pumping, pouring, emitting, emptying, discharging, injecting, escaping, leaching, dumping, disposing, depositing, dispersing, or migrating in, into or through the environment, or in, into, from or through any building or structure.

3.28 Compliance with ERISA. (i) Each employee benefit plan, within the meaning of Section 3(3) of the Employee Retirement Income Security Act of 1974, as amended ("**ERISA**"), for which the Company or any member of its "Controlled Group" (defined as any organization which is a member of a controlled group of corporations within the meaning of Section 414 of the Code) would have any material liability (each, a "**Plan**") has been maintained in all material respects in compliance with its terms and the requirements of any applicable statutes, orders, rules and regulations, including but not limited to ERISA and the Code, except for noncompliance that could not reasonably be expected to result in material liability to the Company or its subsidiaries; (ii) no prohibited transaction, within the

meaning of Section 406 of ERISA or Section 4975 of the Code, has occurred with respect to any Plan excluding transactions effected pursuant to a statutory or administrative exemption that could reasonably be expected to result in a material liability to the Company or its subsidiaries; (iii) neither the Company nor any member of its Controlled Group contributes to, or has an obligation to contribute to, nor has at any time within the preceding five years contributed to or had an obligation to contribute to, a multiemployer plan within the meaning of Section 4001(a)(3) of ERISA or any other Plan subject to Title IV of ERISA or Section 412 of the Code; and (vii) to the Company's knowledge, there is no pending audit or investigation by the Internal Revenue Service, the U.S. Department of Labor, the Pension Benefit Guaranty Corporation or any other governmental agency or any foreign regulatory agency with respect to any Plan that could reasonably be expected to result in material liability to the Company or its subsidiaries. There has been no, nor is there expected to be any material increase in the Company and its subsidiaries' "accumulated post-retirement benefit obligations" (within the meaning of Statement of Financial Accounting Standards 106) compared to the amount of such obligations in the Company and its subsidiaries' most recently completed fiscal year.

3.29 Disclosure Controls. The Company and its subsidiaries maintain an effective system of "disclosure controls and procedures" (as defined in Rule 13a-15(e) of the Securities Exchange Act of 1934, as amended, and the rules and regulations of the Commission thereunder (collectively, the "**Exchange Act**")) that complies with the requirements of the Exchange Act and that has been designed to ensure that information required to be disclosed by the Company in reports that it files or submits under the Exchange Act is recorded, processed, summarized and reported within the time periods specified in the Commission's rules and forms, including controls and procedures designed to ensure that such information is accumulated and communicated to the Company's management as appropriate to allow timely decisions regarding required disclosure.

3.30 Accounting Controls. The Company and its subsidiaries maintain a system of "internal control over financial reporting" (as defined in Rule 13a-15(f) of the Exchange Act) that comply with the requirements of the Exchange Act and have been designed by, or under the supervision of, their respective principal executive and principal financial officers, or persons performing similar functions, to provide reasonable assurance regarding the reliability of financial reporting and the preparation of financial statements for external purposes in accordance with generally accepted accounting principles, including, but not limited to, internal accounting controls sufficient to provide reasonable assurance that (i) transactions are executed in accordance with management's general or specific authorizations; (ii) transactions are recorded as necessary to permit preparation of financial statements in conformity with generally accepted accounting principles and to maintain asset accountability; (iii) access to assets is permitted only in accordance with management's general or specific authorization; and (iv) the recorded accountability for assets is compared with the existing assets at reasonable intervals and appropriate action is taken with respect to any differences. Except as disclosed in the Registration Statement, the Pricing Disclosure Package and the Prospectus, there are no material weaknesses in the Company's internal controls. The Company's auditors and the Audit Committee of the Board of Directors of the Company have been advised of: (i) any significant deficiencies and material weaknesses in the design or operation of internal controls over financial reporting which have adversely affected or are reasonably likely to adversely affect the Company's ability to record, process, summarize and report financial information; and (ii) any fraud, whether or not material, that involves management or other employees who have a significant role in the Company's internal controls over financial reporting.

3.31 Insurance. The Company and its subsidiaries have insurance covering their respective properties, operations, personnel and businesses, which insurance is in amounts and insures against such losses and risks as are reasonably adequate to protect the Company and its subsidiaries and their respective businesses; and neither the Company nor any of its subsidiaries has (i) received notice from any insurer or agent of such insurer that capital improvements or other expenditures are required or necessary to be made in order to continue such insurance or (ii) believes that it will not be able to renew its existing insurance coverage as and when such coverage expires or to obtain similar coverage at reasonable cost from similar insurers as may be necessary to continue its business.

3.32 No Unlawful Payments. Neither the Company nor any of its subsidiaries nor, to the knowledge of the Company, any director, officer, agent, employee or other person acting on behalf of the Company or any of its subsidiaries has (i) used any corporate funds for any unlawful contribution, gift, entertainment or other unlawful expense relating to political activity; (ii) made any direct or indirect unlawful payment to any foreign or domestic government official or employee from corporate funds; (iii) violated or is in violation of any provision of the Foreign Corrupt Practices Act of 1977; or (iv) made any bribe, rebate, payoff, influence payment, kickback or other unlawful payment.

3.33 Compliance with Money Laundering Laws. The operations of the Company and its subsidiaries are and have been conducted at all times in compliance with applicable financial recordkeeping and reporting requirements of the Currency and Foreign Transactions Reporting Act of 1970, as amended, the money laundering statutes of all jurisdictions, the rules and regulations thereunder and any related or similar rules, regulations or guidelines, issued, administered or enforced by any governmental agency (collectively, the "**Money Laundering Laws**") and no action, suit or proceeding by or before any court or governmental agency, authority or body or any arbitrator involving the Company or any of its subsidiaries with respect to the Money Laundering Laws is pending or, to the knowledge of the Company, threatened.

3.34 Compliance with OFAC. None of the Company, any of its subsidiaries or, to the knowledge of the Company, any director, officer, agent, employee or affiliate of the Company or any of its subsidiaries is currently subject to any U.S. sanctions administered by the Office of Foreign Assets Control of the U.S. Department of the Treasury ("**OFAC**"); and the Company will not, directly or indirectly, use the proceeds of the offering of the Shares under the Underwriting Agreement, or lend, contribute or otherwise make available such proceeds to any subsidiary, joint venture partner or other person or entity for the purpose of financing the activities of any person currently subject to any U.S. sanctions administered by OFAC.

3.35 No Restrictions on Subsidiaries. No subsidiary of the Company is currently prohibited, directly or indirectly, under any agreement or other instrument to which it is a party or is subject, from paying any dividends to the Company, from making any other distribution on such subsidiary's capital stock, from repaying to the Company any loans or advances to such subsidiary from the Company or from transferring any of such subsidiary's properties or assets to the Company or any other subsidiary of the Company.

3.36 No Broker's Fees. Neither the Company nor any of its subsidiaries is a party to any contract, agreement or understanding with any person (other than the Underwriting Agreement) that would give rise to a valid claim against the Company or any of its subsidiaries or any Underwriter for a brokerage commission, finder's fee or like payment in connection with the offering and sale of the Shares under the Underwriting Agreement.

3.37 No Registration Rights. Except for such rights as have been satisfied or waived, no person has the right to require the Company or any of its subsidiaries to register any securities for sale under the Securities Act by reason of the filing of the Registration Statement with the Commission, the issuance and sale of the Shares by the Company under the Underwriting Agreement or, to the knowledge of the Company, the sale of the Shares to be sold by the Selling Stockholders under the Underwriting Agreement.

3.38 No Stabilization. The Company has not taken, directly or indirectly, any action designed to or that could reasonably be expected to cause or result in any stabilization or manipulation of the price of the Shares.

3.39 Forward-Looking Statements. No forward-looking statement (within the meaning of Section 27A of the Securities Act and Section 21E of the Exchange Act) contained in the Registration Statement, the Pricing Disclosure Package or the Prospectus has been made or reaffirmed without a reasonable basis or has been disclosed other than in good faith.

3.40 Statistical and Market Data. Nothing has come to the attention of the Company that has caused the Company to believe that the statistical and market-related data included in the Registration Statement, the Pricing Disclosure Package and the Prospectus is not based on or derived from sources that are reliable and accurate in all material respects.

3.41 Sarbanes-Oxley Act. There is and has been no failure on the part of the Company or, to the knowledge of the Company, any of the Company's directors or officers, in their capacities as such, to comply with any applicable provision of the Sarbanes-Oxley Act of 2002 and any applicable rules and regulations promulgated in connection therewith, including Section 402 related to loans.

3.42 Status under the Securities Act. At the time of filing the Registration Statement, at the earliest time thereafter that the Company or any offering participant made a *bona fide* offer (within the meaning of Rule 164(h)(2) under the Securities Act) of the Shares and at the date of the Underwriting Agreement, the Company was not and is not an "ineligible issuer," as defined in Rule 405 under the Securities Act.

3.43 Pricing Disclosure Package at the Applicable Time. At the Applicable Time, the Pricing Disclosure Package did not contain any untrue statement of a material fact or omit to state a material fact necessary in order to make the statements therein, in the light of the circumstances under which they were made, not misleading; *provided* that the Company

makes no representation and warranty with respect to any statements or omissions made in reliance upon and in conformity with information relating to any Underwriter furnished to the Company in writing by such Underwriter through the Representatives expressly for use in such Pricing Disclosure Package, it being understood and agreed that the only such information furnished by any Underwriter consists of the information described as such in Section 9(c) of the Underwriting Agreement.

Section 4. REPRESENTATIONS, WARRANTIES, AND CERTAIN AGREEMENTS OF THE INVESTOR. The Investor represents and warrants to the Company, as of the date hereof and as of the Closing, that:

4.1 Organization and Good Standing and Qualification. The Investor has been duly organized and is validly existing and in good standing under the laws of the State of Delaware, is duly qualified to do business and is in good standing in each jurisdiction in which the ownership or lease of its property or the conduct of its business requires such qualification, and has all power and authority necessary to own or hold its properties and to conduct the businesses in which it is engaged, except where the failure to be so qualified or in good standing or have such power or authority would not reasonably be expected to prevent or materially delay the consummation of the transactions contemplated hereby or materially impair the Investor's ability to perform its obligations under this Agreement. The Investor is located in, and all investment decisions with respect to the investment by the Investor in the Securities were made in, the State of New York.

4.2 Authorization. The Investor has full right, power and authority to execute and deliver this Agreement, the Side Letter, the Adoption Agreement and the Investor Lock-Up Agreement, and to perform its obligations hereunder and thereunder, and all action required to be taken for the due and proper authorization, execution and delivery by it of this Agreement, the Side Letter, the Adoption Agreement and the Investor Lock-Up Agreement and the consummation by it of the transactions contemplated hereby and thereby have been duly and validly taken. This Agreement and the Side Letter constitute, and the Adoption Agreement and the Investor Lock-Up Agreement when executed and delivered at the Closing shall constitute, valid and legally binding obligations of the Investor, enforceable in accordance with their respective terms, except as may be limited by (a) applicable bankruptcy, insolvency, reorganization or other laws of general application relating to or affecting the enforcement of creditors' rights generally; (b) the effect of rules of law governing the availability of equitable remedies; and (c) to the extent the indemnification provisions contained in the Registration Rights Agreement may be limited by applicable federal or state securities laws.

4.3 Purchase for Own Account. The Securities shall be acquired for investment for the Investor's own account, not as a nominee or agent, and not with a view to the public resale or distribution of such Securities within the meaning of the Securities Act, and the Investor has no present intention of selling, granting any participation in or otherwise distributing the same.

4.4 Exempt Offering. The Investor acknowledges that the Securities have not been registered under the Securities Act and are being offered and sold pursuant to an exemption from registration contained in the Securities Act based in part upon the representations of the Investor contained in this Agreement.

4.5 Disclosure of Information. The Investor has had an opportunity to ask questions and receive answers from the Company regarding the terms and conditions of the offering of the Securities and the business, properties, prospects and financial condition of the Company and to obtain additional information (to the extent the Company possessed such information or could acquire it without unreasonable effort or expense) necessary to verify any information furnished to the Investor or to which the Investor had access. The foregoing, however, does not in any way limit or modify the representations and warranties made by the Company in Section 3.

4.6 Investment Experience. The Investor acknowledges that it is able to fend for itself, can bear the economic risk of its investment in the Securities to be purchased by it and has such knowledge and experience in financial or business matters that it is capable of evaluating the merits and risks of this investment in the Securities. The foregoing, however, does not in any way limit or modify the representations and warranties made by the Company in Section 3.

4.7 Qualified Institutional Buyer or Accredited Investor Status. The Investor is either (a) a "qualified institutional buyer" within the meaning of Rule 144A under the Securities Act, as presently in effect, or (b) an "accredited investor" as such term is defined under Rule 501 promulgated under the Securities Act.

4.8 Restricted Securities. The Investor understands that the Securities are characterized as "restricted securities" under the Securities Act inasmuch as they are being acquired from the Company in a transaction not involving a public offering and that under the Securities Act and applicable regulations under the Securities Act such securities may be resold without registration under the Securities Act only in certain limited circumstances. In this connection, the Investor represents that it is familiar with Commission Rule 144, as presently in effect, and understands the resale limitations imposed by Commission Rule 144 and by the Securities Act. The Investor understands that the Company is under no obligation to register any of the Securities except as provided in the Registration Rights Agreement.

4.9 Further Limitations on Disposition. Without in any way limiting the representations set forth above, the Investor further agrees not to make any disposition of all or any portion of the Securities unless and until:

(a) there is then in effect a registration statement under the Securities Act covering such proposed disposition and such disposition is made in accordance with such registration statement; or

(b) such disposition shall not require registration of such securities under the Securities Act.

4.10 Legends. It is understood that the book-entry evidencing the Securities shall be coded with the legends set forth below:

(a) THIS SECURITY HAS NOT BEEN REGISTERED UNDER THE SECURITIES ACT OF 1933, AS AMENDED (THE "**SECURITIES ACT**"), AND MAY NOT BE OFFERED, SOLD, TRANSFERRED, OR OTHERWISE DISPOSED OF UNLESS IT HAS BEEN REGISTERED UNDER THE SECURITIES ACT OR UNLESS AN EXEMPTION FROM REGISTRATION IS AVAILABLE (AND, IN SUCH CASE, AN OPINION OF COUNSEL REASONABLY SATISFACTORY TO THE COMPANY TO THE EFFECT THAT SUCH OFFER, SALE, TRANSFER OR DISPOSITION IS NOT REQUIRED TO BE REGISTERED UNDER THE SECURITIES ACT HAS BEEN PROVIDED TO THE COMPANY). THIS SECURITY IS SUBJECT TO CERTAIN TERMS AND CONDITIONS SET FORTH IN THE AMENDED AND RESTATED STOCKHOLDERS AGREEMENT OF THE COMPANY, COPIES OF WHICH MAY BE OBTAINED FROM THE COMPANY AT ITS PRINCIPAL EXECUTIVE OFFICES.

(b) Any other legends required by state securities laws applicable to the Investor.

Section 5. CONDITIONS TO THE INVESTOR'S OBLIGATIONS AT CLOSING. The obligations of the Investor under this Agreement are subject to the fulfillment or waiver, on or before the Closing, of each of the following conditions, the waiver of which shall not be effective against the Investor unless such waiver is given by written communication to the Company:

5.1 Representations and Warranties. Each of the representations and warranties of the Company contained in Section 3 shall be true and complete on and as of the Closing with the same effect as though such representations and warranties had been made on and as of the Closing.

5.2 Performance. The Company shall have performed and complied in all material respects with all agreements, obligations and conditions contained in this Agreement that are required to be performed or complied with by it on or before the Closing.

5.3 Compliance Certificate. The Company shall have delivered to the Investor at the Closing a certificate signed on its behalf by its President, Chief Executive Officer or Chief Financial Officer certifying that the conditions specified in Sections 5.1 and 5.2 have been fulfilled.

5.4 Closing of the Initial Public Offering. The Company shall have closed the Initial Public Offering.

5.5 Execution and Delivery of Side Letter. The Company shall have executed and delivered the Side Letter contemporaneously with the execution and delivery of this Agreement and shall have performed its obligations thereunder.

Section 6. CONDITIONS TO THE COMPANY'S OBLIGATIONS AT CLOSING. The obligations of the Company under this Agreement are subject to the fulfillment or waiver, on or before the Closing, of each of the following conditions, the waiver of which shall not be effective against the Company unless such waiver is given by written communication to the Investor:

6.1 Representations and Warranties. Each of the representations and warranties of the Investor contained in Section 4 shall be true and complete on and as of the Closing with the same effect as though such representations and warranties had been made on and as of the Closing.

6.2 Performance. The Investor shall have performed and complied in all material respects with all agreements, obligations and conditions contained in this Agreement that are required to be performed or complied with by it on or before the Closing.

6.3 Compliance Certificate. The Investor shall have delivered to the Company at the Closing a certificate signed on its behalf by a duly authorized officer of its general partner certifying that the conditions specified in Sections 6.1 and 6.2 have been fulfilled.

6.4 Closing of the Initial Public Offering. The Company shall have closed the Initial Public Offering.

6.5 Adoption Agreement. The Investor shall have executed and delivered the Adoption Agreement.

6.6 Lock-Up Agreement. The Investor shall have executed and delivered to the lead Underwriter the Investor Lock-Up Agreement.

Section 7. INDEMNIFICATION.

7.1 Indemnification.

(a) Indemnification by the Company. Following the Closing, the Company shall indemnify the Investor and its respective affiliates, stockholders, officers, directors, partners, employees, agents, representatives, heirs, successors and permitted assigns (each, an "**Investor Indemnified Party**," and collectively, the "**Investor Indemnified Parties**") and shall save and hold each of them harmless against any loss, liability, demand, claim, action, cause of action, cost, damage, deficiency, tax, penalty, fine or expense, whether or not arising out of any claims by or on behalf of any third party, including interest, penalties, reasonable attorneys' fees and expenses and all reasonable amounts paid in investigation, defense or settlement of any of the foregoing (collectively, "**Investor Losses**") which any Investor Indemnified Party may suffer, sustain or become subject to, as a result of any breach of the representations and warranties set forth in Sections 3.7, 3.8, 3.10 (but only that portion of Section 3.10 prior to the first semi-colon therein), 3.13 and 3.43.

(b) Indemnification by the Investor. Following the Closing, the Investor shall indemnify the Company and its respective affiliates, stockholders, officers, directors, partners, employees, agents, representatives, heirs, successors and permitted assigns (each, a "**Company Indemnified Party**," and collectively, the "**Company Indemnified**

Parties") and shall save and hold each of them harmless against any loss, liability, demand, claim, action, cause of action, cost, damage, deficiency, tax, penalty, fine or expense, whether or not arising out of any claims by or on behalf of any third party, including interest, penalties, reasonable attorneys' fees and expenses and all reasonable amounts paid in investigation, defense or settlement of any of the foregoing (collectively, "**Company Losses**") which any Company Indemnified Party may suffer, sustain or become subject to, as a result of any breach of a representation or warranty on the part of the Investor set forth in Sections 4.1, 4.2, 4.3, 4.6 and 4.7 (the "**Investor Fundamental Representations**").

7.2 Payment. Any indemnification of any Investor Indemnified Party by the Company pursuant to Section 7.1(a) shall be effected by wire transfer of immediately available funds from the Company to an account designated by such Investor Indemnified Party within three business days after the determination of such liability on the part of the Company. Any indemnification of any Company Indemnified Party by the Investor pursuant to Section 7.1(b) shall be effected by wire transfer of immediately available funds from the Investor to an account designated by such Company Indemnified Party within three business days after the determination of such liability on the part of the Investor.

7.3 Survival of Representations and Warranties. The representations and warranties of the Company contained in or made pursuant to Sections 3.7, 3.8, 3.10 (but only that portion of Section 3.10 prior to the first semi-colon therein) and 3.13 (collectively, the "Company Fundamental Representations") and the Investor Fundamental Representations shall survive the Closing indefinitely. The representations and warranties of the Company contained in or made pursuant to Sections 3.1 through 3.42 (inclusive) (other than those made in the Company Fundamental Representations) and the representations and warranties of the Investor set forth in Section 4 (other than the Investor Fundamental Representations) shall terminate upon the Closing. The representations and warranties of the Company contained in or made pursuant to Section 3.43 of this Agreement shall survive the Closing for so long as any purchaser of Common Stock in the Initial Public Offering is entitled to bring claims against the Company relating to the purchase of shares of Common Stock in the Initial Public Offering under applicable U.S. securities laws. The date on which any such representation or warranty no longer survives in accordance with this Section 7.3 is referred to herein as the "Expiration Date." No action for a breach of any representation or warranty contained herein shall be brought after the Expiration Date, except for claims of which the Indemnifying Party has received an Indemnity Notice setting forth in reasonable detail the claimed breach of representation or warranty prior to the Expiration Date.

7.4 Notice of Claims. If any person (as defined below) entitled to indemnity under Section 7.1(a) or Section 7.1(b) (an "Indemnified Party") should have a claim hereunder against any indemnifying party under this Agreement (an "Indemnifying Party"), the Indemnified Party shall transmit to the Indemnifying Party a written notice (the "Indemnity Notice") describing in reasonable detail the nature of the claim, an estimate of the amount of damages attributable to such claim to the extent feasible (which estimate shall not be conclusive of the final amount of such claim) and the basis of the Indemnified Party's request for indemnification under this Agreement. For purposes of this Agreement, "person" means any individual, firm, corporation, partnership, limited liability company, joint venture, association, trust, unincorporated organization, governmental body or any other entity.

7.5 Waiver of Certain Damages. Notwithstanding any other provision of this Agreement, in no event shall any Indemnifying Party be liable for punitive, remote, speculative or lost profits damages of any kind or nature, regardless of the form of action through which such damages are sought.

7.6 Exclusive Remedy. Except for the assertion of any claim based on fraud, the remedies provided in this Section 7 shall be the sole and exclusive legal remedies of the parties hereto, from and after the Closing, with respect to this Agreement and the transactions contemplated hereby.

Section 8. TERMINATION.

8.1 Outside Date. Each of the Company or the Investor may terminate this Agreement if the Initial Public Offering is not closed on or before the forty-fifth (45th) day following the date of this Agreement.

8.2 Adverse Effect on Initial Public Offering. Notwithstanding anything herein to the contrary, the Company may terminate this Agreement at any time prior to Closing if the Company, in consultation with outside legal counsel and the lead Underwriter, reasonably determines that the transactions contemplated by this Agreement present a significant risk to the Company's ability to timely consummate the Initial Public Offering. If this Agreement is terminated pursuant to this Section 8.2, then the Company shall reimburse the Investor for up to \$100,000 of its reasonable out-of-pocket expenses directly related to the negotiation of this Agreement and the transactions contemplated herein and the Investor's previously discussed equity investment in the Company.

Section 9. GENERAL PROVISIONS.

9.1 Successors and Assigns. Except as otherwise provided in this Agreement, the provisions of this Agreement shall inure to the benefit of and be binding upon the respective successors and permitted assigns of the parties to this Agreement (including transferees of any Securities). Notwithstanding anything herein to the contrary, the Investor shall be permitted to assign its rights and obligations under this Agreement to any affiliate who agrees to be bound by the terms and conditions of this Agreement; *provided* that no such assignment shall relieve the Investor of its obligations hereunder.

9.2 Third Parties. Nothing in this Agreement, express or implied, is intended to confer upon any person, other than the parties to this Agreement and their respective successors and assigns, any rights, remedies, obligations or liabilities under or by reason of this Agreement, except as expressly provided in this Agreement.

9.3 Governing Law. This agreement is governed by and shall be construed in accordance with the law of the State of Delaware without regard to the principles of conflicts of law thereof.

9.4 Counterparts. This Agreement may be executed in two or more counterparts (including, without limitation, facsimile counterparts), each of which shall be deemed an original, but all of which together shall constitute one and the same agreement.

9.5 Headings. The headings and captions used in this Agreement are used for convenience only and are not to be considered in construing or interpreting this Agreement. All references in this Agreement to sections, paragraphs, exhibits and schedules shall, unless otherwise provided, refer to sections and paragraphs of this Agreement and exhibits and schedules attached to this Agreement, all of which exhibits and schedules are incorporated in this Agreement by this reference.

9.6 Notices. All notices, requests, consents and other communications under this Agreement shall be in writing and shall be deemed to have been duly given or made (a) when delivered if delivered in person or sent by nationally recognized overnight or second day courier service, (b) upon transmission by fax if transmission is confirmed, (c) three business days after deposit with a U.S. post office if delivered by registered or certified mail (postage prepaid, return receipt requested) or (d) when delivered if delivered by electronic mail to the respective parties as follows:

If to the Company, at:

Forum Energy Technologies, Inc.
920 Memorial City Way, Suite 800
Houston, TX 77024
Attention: General Counsel
Facsimile: (281) 949-2555
E-mail: General.Counsel@f-e-t.com

If to the Investor, at:

Tinicum, L.P.
800 Third Avenue—40th Floor
New York, New York 10022
Attention: Mr. Terence M. O'Toole
Facsimile: (212) 750-9358
E-mail: totoole@tinicum.com

with a copy (which shall not constitute notice) to:

Sullivan & Cromwell LLP
1888 Century Park East, Suite 2100
Los Angeles, California 90067
Attention: Alison Ressler
Facsimile: (310) 407-2681
E-mail: resslera@sullcrom.com

9.7 No Finder's Fees. Each party represents that it neither is nor shall be obligated for any finder's or broker's fee or commission in connection with the transactions contemplated by this Agreement. The Investor agrees to indemnify and to hold harmless the Company from any liability for any commission or compensation in the nature of a finder's or broker's fee (and any asserted liability) for which the Investor or any of its officers, partners, employees or representatives is responsible. The Company agrees to indemnify and hold harmless the Investor from any liability for any commission or compensation in the nature of a finder's or broker's fee (and any asserted liability) for which the Company or any of its officers, employees or representatives is responsible.

9.8 Amendments and Waivers. Any term of this Agreement may be amended and the observance of any term of this Agreement may be waived (either generally or in a particular instance and either retroactively or prospectively), only with the written consent of the Company and the Investor. Any amendment or waiver effected in accordance with this Section 9.8 shall be binding upon each holder of any securities purchased under this Agreement, each future holder of such securities and the Company.

9.9 Severability. If one or more provisions of this Agreement are held to be unenforceable under applicable law, such provision(s) shall be excluded from this Agreement and the balance of this Agreement shall be interpreted as if such provision(s) were so excluded and shall be enforceable in accordance with its terms.

9.10 Entire Agreement. This Agreement, together with all exhibits and schedules to this Agreement, constitutes the entire agreement and understanding of the parties with respect to the subject matter of this Agreement and supersedes any and all prior negotiations, correspondence, agreements, understandings, duties or obligations between the parties with respect to the subject matter of this Agreement.

9.11 Further Assurances. From and after the date of this Agreement, upon the request of the Investor or the Company, the Company and the Investor shall execute and deliver such instruments, documents or other writings as may be reasonably necessary or desirable to confirm and carry out and to effectuate fully the intent and purposes of this Agreement.

9.12 Forward Stock Split. All references in this Agreement to a price per share of Common Stock, or a number of shares of Common Stock issuable hereunder, give effect to the forward stock split contemplated in the Pricing Disclosure Package.

9.13 Delays or Omissions. No delay or omission to exercise any right, power or remedy accruing to a party to this Agreement, upon any breach or default under this Agreement by the other party to this Agreement, shall impair any such right, power or remedy; nor shall it be construed to be a waiver of any such breach or default or an acquiescence in such breach or default or of any similar breach or default occurring after such breach or default; nor shall any waiver of any single breach or default be deemed a waiver of any other breach or default occurring before or after such breach or default. Any waiver, permit, consent or approval of any kind or character on the part of any party of any breach or default under this Agreement or any waiver on the part of any party of any provisions or conditions of this Agreement must be made in writing and shall be effective only to the extent specifically set forth in such writing. All remedies, either under this Agreement or by law or otherwise afforded to any party, shall be cumulative and not alternative.

[Signature Page Follows]

IN WITNESS WHEREOF, the parties to this Agreement have executed this Agreement as of the date first written above.

FORUM ENERGY TECHNOLOGIES, INC.

By: /s/ C. Christopher Gaut

Name: C. Christopher Gaut

Title: President and Chief Executive Officer

TINICUM, L.P.

By: Tinicum Lantern III, L.L.C., its general partner

By: /s/ Terence M. O'Toole

Name: Terence M. O'Toole

Title: Co-Managing Member

SIGNATURE PAGE TO
STOCK PURCHASE AGREEMENT

STOCK PURCHASE AGREEMENT

LIST OF EXHIBITS

Exhibit A	—	Lock-Up Agreement
Exhibit B	—	Side Letter
Exhibit C	—	Defined Terms
		List of Exhibits

EXHIBIT A

LOCK-UP AGREEMENT

[See Attached]

A-1

EXHIBIT B

SIDE LETTER

[See Attached]

B-1

EXHIBIT C**DEFINED TERMS**

Adoption Agreement	§ 1.3
Agreement	Introduction
Closing	§ 2.1
Code	§ 3.11
Commission	Recitals
Common Stock	Recitals
Company	Introduction
Company Fundamental Representations	§ 7.3
Company Indemnified Parties	§ 7.1(b)
Company Indemnified Party	§ 7.1(b)
Company Losses	§ 7.1(b)
Company Stock Plans	§ 3.11
Environmental Laws	§ 3.26
ERISA	§ 3.28
Exchange Act	§ 3.29
Expiration Date	§ 7.3
Hazardous Materials	§ 3.27
Indemnified Party	§ 7.4
Indemnifying Party	§ 7.4
Indemnity Notice	§ 7.4
Initial Public Offering	Recitals
Initial Public Offering Economics	Recitals
Investor	Introduction
Investor Fundamental Representations	§ 7.1(b)
Investor Indemnified Parties	§ 7.1(a)
Investor Indemnified Party	§ 7.1(a)
Investor Lock-Up Agreement	§ 1.4
Investor Losses	§ 7.1(a)
Issuer Free Writing Prospectus	§ 3.3
Material Adverse Effect	§ 3.7
Money Laundering Laws	§ 3.33
OFAC	§ 3.34
Opt-Out Event	§ 1.1
person	§ 7.4
Plan	§ 3.28
Preliminary Prospectus	Recitals
Pricing Disclosure Package	Recitals
Pricing Notification	§ 1.1
Primary Shares Amount	Recitals
Prospectus	Recitals
Public Share Price	Recitals
Purchase Notification	§ 1.1
Registration Rights Agreement	§ 3.8
Registration Statement	Recitals
Release	§ 3.27
Representatives	Recitals
Rule 430 Information	Recitals
Rule 462 Registration Statement	Recitals
Secondary Shares Amount	Recitals
Securities	§ 1.1
Securities Act	Recitals
Selling Stockholders	Recitals
Side Letter	§ 3.8
Stock Options	§ 3.11
Stockholders Agreement	§ 3.8
Transaction Agreements	§ 3.8
Underwriter Share Price	Recitals
Underwriters	Recitals
Underwriting Agreement	Recitals

March 28, 2012

Mr. Terence M. O'Toole
Co-Managing Member
Tinicum L.P.
800 Third Avenue – 40th Floor
New York, New York 10022

Dear Terry:

As a condition to closing the transactions contemplated by the Stock Purchase Agreement (the "Stock Purchase Agreement"), dated March 28, 2012, between Forum Energy Technologies, Inc. ("Forum") and Tinicum, L.P. ("Tinicum"), Forum has agreed to execute and deliver this letter agreement (this "Letter Agreement") to provide for certain matters with respect to the composition of the board of directors of Forum (the "Board").

1. Board Composition: In connection with the closing of the transactions contemplated by the Stock Purchase Agreement, Forum shall take all Necessary Action (as defined below) to expand the size of the Board by one member and to appoint a member designated by Tinicum (the "Tinicum Designee") to fill the vacancy created by expanding the size of the Board in accordance with this Section. Forum shall take all Necessary Action to cause the Tinicum Designee to be appointed as a Class III member of the Board for a term expiring in accordance with Forum's Third Amended and Restated Certificate of Incorporation (the date that such term expires, the "Expiration Date"). Any Tinicum Designee to be appointed to the Board pursuant to this Section or Section 2 below shall, in the reasonable judgment of the Board, (A) have the requisite skill and experience to serve as a director of a publicly traded company, (B) not be prohibited or disqualified from serving as a director of Forum pursuant to any rule or regulation of the United States Securities and Exchange Commission, the New York Stock Exchange (or, if different, the listing exchange on which the Common Stock is traded) or by applicable law and (C) otherwise be reasonably acceptable to the Board. "Necessary Action" means, with respect to a specified result, all actions (to the extent such actions are permitted by law and, in the case of any action by Forum that requires a vote or other action on the part of the Board (or a committee thereof), to the extent such action is consistent with the fiduciary duties that the directors may have in such capacity) necessary to cause such result, including (i) causing the adoption of resolutions of the Board (or a committee thereof) or the execution of written consents of the Board (or a committee thereof), (ii) executing agreements and instruments, and (iii) making, or causing to be made, with governmental, administrative or regulatory authorities, all filings, registrations or similar actions that are required to achieve such result.

2. Vacancies: If at any time prior to the Expiration Date, a vacancy is created on the Board as a result of the death, disability, retirement, resignation or removal of the Tinicum Designee, Tinicum shall be entitled to designate a replacement director to fill such vacancy (any such replacement director to be considered the Tinicum Designee for purposes of this Letter Agreement), and Forum agrees to take all Necessary Action to cause the individual designated by Tinicum pursuant to this Section to be appointed to the Board for a term to expire on the Expiration Date; *provided* that such designee may not previously have been a director who was removed for cause.

3. Committee Membership: For so long as the Tinicum Designee is a member of the Board and not prohibited or disqualified from serving as a member of the Nominating, Governance and Compensation Committee of the Board pursuant to any rule or regulation of the United States Securities and Exchange Commission, the New York Stock Exchange (or, if different, the listing exchange on which the Common Stock is traded), Forum shall take all Necessary Action to cause the Tinicum Designee to be a member of the Nominating, Governance and Compensation Committee of the Board.

4. Removal: Prior to the Expiration Date, the Board shall not take any action to cause the removal of the Tinicum Designee from the Board other than for cause.

5. Minimum Investment: Notwithstanding anything to the contrary herein, if the aggregate purchase price to be paid by Tinicum to Forum pursuant to Section 1.1 of the Stock Purchase Agreement (the "Purchase Price") is less than fifty million dollars (\$50,000,000), then Forum shall have no obligations under this Letter Agreement, and this Letter Agreement shall be automatically deemed terminated without any further action by the parties hereto. The Purchase Price shall be calculated for purposes of this Section without taking into account any rounding pursuant to Section 1.2 of the Stock Purchase Agreement of the number of shares to be purchased and sold thereunder.

6. Term: Effective on and as of the Expiration Date, this Letter Agreement shall terminate, and the parties hereto shall have no rights or obligations hereunder. If the closing under the Stock Purchase Agreement does not occur or the Stock Purchase Agreement is otherwise terminated in accordance with its terms, then this Letter Agreement shall be automatically deemed terminated without any further action by the parties hereto.

Sincerely,
Forum Energy Technologies, Inc.

By: /s/ C. Christopher Gaut
Name: C. Christopher Gaut
Title: President and Chief Executive Officer

Accepted and agreed to on March 28, 2012:
TINICUM L.P.

By: Tincum Lantern III, L.L.C., its general partner

By: /s/ Terence M. O'Toole
Name: Terence M. O'Toole
Title: Co-Managing Member

Signature Page to Letter Agreement

CONSENT OF INDEPENDENT REGISTERED PUBLIC ACCOUNTING FIRM

We hereby consent to the use in this Registration Statement on Amendment No. 5 to Form S-1 of Forum Energy Technologies, Inc. (No. 333-176603) of our report dated March 14, 2012 except for the effects of the 37 for 1 stock split of the Company's issued and outstanding common stock described in Note 2, as to which the date is March 28, 2012, relating to the consolidated financial statements of Forum Energy Technologies, Inc., which appears in such Registration Statement. We also consent to the reference to us under the heading "Experts" in such Registration Statement.

/s/ PricewaterhouseCoopers LLP

Houston, Texas
March 28, 2012

Consent of Independent Registered Public Accounting Firm

We consent to the reference to our firm under the caption "Experts" and to the use of our report dated August 26, 2011, with respect to the consolidated financial statements of Allied Production Services, Inc. and Subsidiaries, included in Amendment No. 5 to the Registration Statement (Form S-1 No. 333-176603) and related Prospectus of Forum Energy Technologies, Inc.

/s/ Ernst & Young LLP

Houston, Texas

March 28, 2012

Consent of Independent Registered Public Accounting Firm

We consent to the use in this Amendment No. 5 to Registration Statement No. 333-176603 of Forum Technologies, Inc. on Form S-1 of our report dated March 30, 2010 (relating to the consolidated financial statements of Subsea Services International, Inc. not presented herein), appearing in the Prospectus, which is part of this Registration Statement and to the reference to us under the heading "Experts" in such Prospectus.

/s/ Pannell Kerr Forster of Texas, P.C.

Houston, Texas

March 28, 2012

CONSENT OF INDEPENDENT REGISTERED PUBLIC ACCOUNTING FIRM

We consent to the use in this Amendment No. 5 to Registration Statement No. 333-176603 of Forum Energy Technologies, Inc. on Form S-1 of our report dated July 14, 2010 (relating to the consolidated statements of income, comprehensive income, members' equity, and cash flows of Triton Group Holdings LLC for the year ended December 31, 2009, not presented separately herein), appearing in the Prospectus, which is part of this Registration Statement.

We also consent to the reference to us under the heading "Experts" in such Prospectus.

/s/ DELOITTE LLP

Aberdeen, United Kingdom
March 28, 2012

CONSENT OF INDEPENDENT REGISTERED PUBLIC ACCOUNTING FIRM

We hereby consent to the use in this Registration Statement on Amendment No. 5 to Form S-1 of Forum Energy Technologies, Inc of our report dated August 26, 2011, related to the financial statements of Davis-Lynch, Inc as of December 31, 2010 and for each of the two years in the period ended December 31, 2010, which appear in such Registration Statement. We also consent to the reference to us under the heading "Experts" in such Registration Statement.

/s/ UHY LLP

Houston, Texas
March 28, 2012